



CITY

3A2/3A3
[THAILAND] TYPE

PARTS CATALOGUE

4



CITY

**FOREWORD
INDEX**

1

ENGINE

2

TRANSMISSION

3

**ELECTRICAL EQUIPMENTS
EXHAUST
HEATER**

4

**STEERING BRAKE
SUSPENSION**

5

UPHOLSTERY

6

**BODY PARTS
ACCESORIES**

7

**PARTS NUMBER INDEX
PARTS NAME INDEX**

8

Instruction for use of parts catalogue

- **This parts catalogue was prepared based on the latest information available as of April 10, 2001.**
- See the parts catalogue news for any revision that is made after April 10, 2001.
- **Always specify the part number when ordering a part.**
- Check the model, type, serial numbers, color, maker, and the size as needed before ordering a part.
- Note that the illustrations (part drawings) can differ from the actual parts in shape. They are given just to help you to refer to the parts.
- **When modifications or additions to the parts catalogue are made, a revised edition will be issued at an appropriate time, with successively progressing a revision number on the cover. We recommend obtaining such revisions in order to keep your parts catalogue up-to-date at all times. To check whether a parts catalogue revision has been issued, please contact your Honda distributor.**

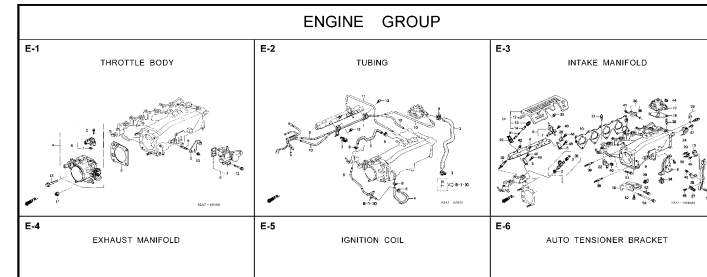
Initial version issue date
February 20, 1996
Honda Motor Co., Ltd.

CONTENTS

	Page	
● How to refer to the part information	2	1
● Part catalogue structure	3	
● When the parts were revised	4	
● How to check the part block and serial numbers	5	
● Abbreviations used in the parts catalogue	5	
● Models, area codes and initial serial numbers	6	
● Parts catalogue codes and applicable area codes	7	
● Construction of vehicle identification number	8	
● Color codes	9	
● Interior color table	10	
● Fuel hose, general purpose hoses and vinyl hose	12	
● How to use the flat rate time (F.R.T.)	16	
● Illustrated index	22	
● ENGINE GROUP	42	2
● TRANSMISSION GROUP	88	3
● ELECTRICAL EQUIPMENTS/EXHAUST/HEATER GROUP	130	4
● STEERING/BRAKE/SUSPENSION GROUP	179	5
● UPHOLSTERY GROUP	234	6
● BODY PARTS/ACCESSORIES GROUP	282	7
● PART NO. INDEX	323	8
● PART NAME INDEX	337	

How to refer to the part information

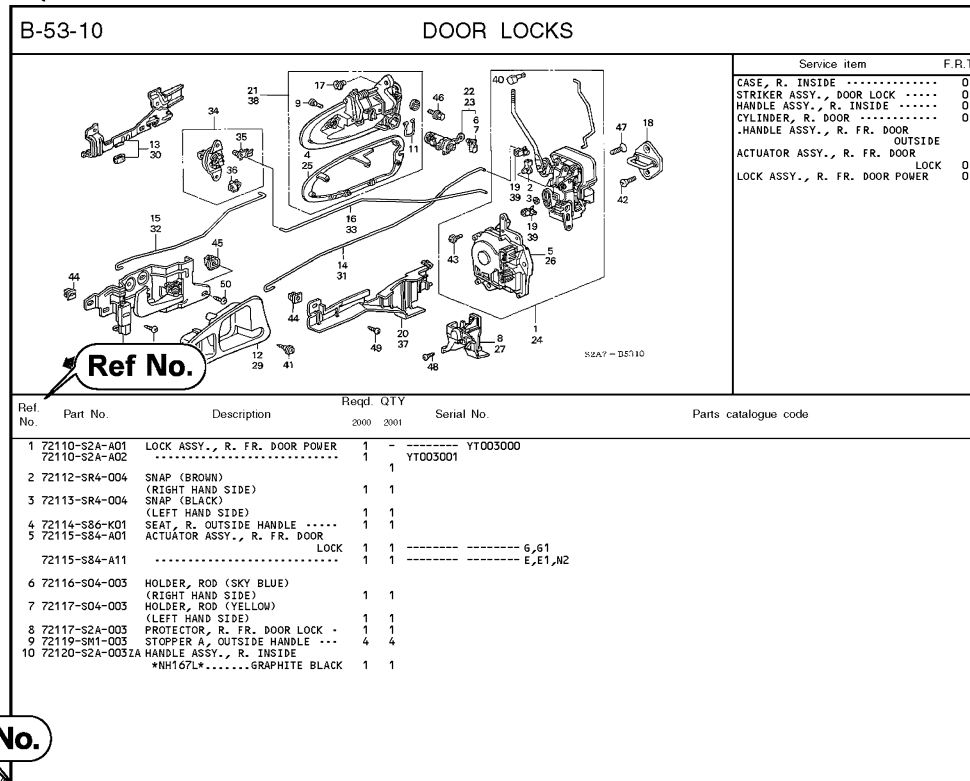
A Reference with "Illustrated index"



B Reference with "Part number index"

PART NO. INDEX				
Part Number	Page Ref.	Part Number	Page Ref.	Part Number
01000		10002-PCX-E01	69	13331-PCX-003
01463-S2A-000	150	10002-PCX-E02	69	13441-PCX-004
01464-S2A-000	164	10003-PCX-E02	69	13460-PCX-003
	166	11000		13620-PCX-004
01465-S2A-000	164			13622-PCX-003
	166			13810-PCX-003
01466-S2A-000	164	11000-PCX-000	61	14000
	166	11107-PT2-000	61	
01468-S2A-000	164	11200-PCX-000	61	
	166	11221-PCX-000	61	14010-PCX-000
01469-S2A-E00	160	11410-PCX-000	38	14011-PCX-000
01473-S2A-000	142	11941-PCX-000	46	14110-PCX-000
		12000		14113-PCX-000
04000				14114-PCX-000
04154-PR3-E00	60	12010-PCX-000	55	14120-PCX-000
04331-S2A-E00	98	12011-PCX-010	55	14210-PCX-004
04331-S2A-E00	98	12040-PCX-005	54	14401-PCX-004
04336-S2A-E00	98	12100-PCX-A00	55	14421-PCX-003
04336-S2A-E00	98	12100-PCX-601	55	14422-PCX-000
04356-S2A-E00	98	12100-PCX-601	55	14431-PCX-000
04606-S2A-AD00Z	230	12210-P21-003	55	14510-PCX-005
04612-S2A-3000Z	230	12210-P21-004	55	14511-PCX-005
04616-S2A-AD00Z	230	12211-P21-003	55	14512-PCX-005
04617-S2A-AD00Z	230	12211-P21-004	55	14513-PCX-005
04631-S2A-3000Z	234	12251-PCX-004	55	14514-PCX-005
		12310-PCX-000	54	14520-PCX-003

Block No.



Ref No.

Page No.

C Reference with "Part name index"

PART NAME INDEX				
Part name	Page	Ref.	Pz	
[A]			BAND , BELLOW	
ABSORBE R ASSY., L. FR. SHOCK	171	3	BAND , HARNES	
ABSORBE R ASSY., L. RR. SHOCK	175	13		
ABSORBE R ASSY., R. FR. SHOCK	171	2		
ABSORBE R ASSY., R. RR. SHOCK	175	10		
ABSORBE R COMP., SHOCK	52	12		
ABSORBE R UNIT, L. FR. SHOCK	171	5	BAND , JOINT I	
ABSORBE R UNIT, L. RR. SHOCK	175	12	BAND , OUTBOA	
ABSORBE R UNIT, R. FR. SHOCK	171	4	BAND , RESERV	
ABSORBE R UNIT, RR. SHOCK	175	11		
ABSORBER , FR. BUMPER	225	13	BAND , SHAF T	
ACTUATO R ASSY., L. FR. DOOR	245	26	BAND , SOLENO	
ACTUATO R ASSY., R. FR. DOOR	245	26	BAND , WIRE H	
ACTUATO R SET, L.	222	4		
ACTUATO R SET, R.	222	3		
ADAPTEE	98	15	BAR , JACK	
ADJUSTE R UNIT, HEADLIGHT	98	11	BAR , RR., TOWE	
ADJUSTE R , L. INNER SLIDE	215	6	BAS E COMP.	
ADJUSTE R , L. OUTE R SLIDE	215	6	BAS E COMP.	
ADJUSTE R , L. RECLINING	215	3	BAS E COMP.	
ADJUSTE R , R. INNER SLIDE	216	6	BAS E COMP.	
ADJUSTE R , R. OUTE R SLIDE	216	5	BASE , FR. LIC	
			BASE , FR. SHC	

Part catalogue structure



	②	①		③	
	B-53-10	DOOR LOCKS			
		④	⑤	⑥	⑦
		⑧	⑨	⑩	⑪
		⑫	⑬		
Ref. No.	Part No.	Description	Reqd. QTY 2000 2001	Serial No.	Parts catalogue code
1	72110-S2A-AD1	LOCK ASSY., R. FR. DOOR POWER	1	-----YT003000	
	72110-S2A-A02	1	YT003001	
2	72112-SR4-004	SNAP (BROWN) (RIGHT HAND SIDE)	1	1	
3	72113-SR4-004	SNAP (BLACK) (LEFT HAND SIDE)	1	1	
4	72114-S86-K01	SEAT, R. OUTSIDE HANDLE	1	1	
5	72115-S84-A01	ACTUATOR ASSY., R. FR. DOOR	1	1	
		LOCK	1	1	
	72115-S84-A11	1	1	G,G1 E,E1,N2
6	72116-S04-003	HOLDER, ROD (SKY BLUE) (RIGHT HAND SIDE)	1	1	
7	72117-S04-003	HOLDER, ROD (YELLOW) (LEFT HAND SIDE)	1	1	
8	72117-S2A-003	PROTECTOR, R. FR. DOOR LOCK	1	1	
9	72119-SM1-003	STOPPER A, OUTSIDE HANDLE	4	4	
10	72120-S2A-003ZA	HANDLE ASSY., R. INSIDE	1	1	
		NH167L.....GRAPHITE BLACK	1	1	

① Block title

② Block number

③ Service item/Flat rate time

④ Reference number

- Title number marked with the parenthesis or parentheses indicates that it continues from the previous page.

⑤ Part number

⑥ Honda color code

⑦ Description

⑧ Assemblies

- Sections framed with broken lines in the exploded view drawings are available as complete assemblies. (Their individual parts can also be obtained.)

⑨ Color description

⑩ Note

- Notes are shown with the parentheses in the part name column.

⑪ Required quantity


- Reqd. QTY shown in the parenthesis or parentheses indicates the optional part.
- Reqd. QTY marked with "N" indicates the optional part that should be selected as needed.
- Reqd. QTY indicates the number of the part used in the block.

⑫ Serial number

⑬ Parts catalogue code

- When the parts catalogue code column is blank, it indicates that the part is applicable to all codes.
- Refer to the column of "Parts catalogue code and applicable area codes" to check for the parts catalogue code.

When the parts were revised



Ref. No.	Part No.	Description	Reqd. QTY		Serial No.
			2000	2001	
1	72110-S2A-A01	LOCK ASSY., R. FR. DOOR POWER	1	-	-----YT003000
	72110-S2A-A02	1	1	YT003001
2	72112-SR4-004	SNAP (BROWN) (RIGHT HAND SIDE)	1	1	
3	72113-SR4-004	SNAP (BLACK) (LEFT HAND SIDE)	1	1	
4	72114-S86-K01	SEAT, R. OUTSIDE HANDLE	1	1	
5	72115-S84-A01	ACTUATOR ASSY., R. FR. DOOR	1	1	
	72115-S84-A11 LOCK	1	1	

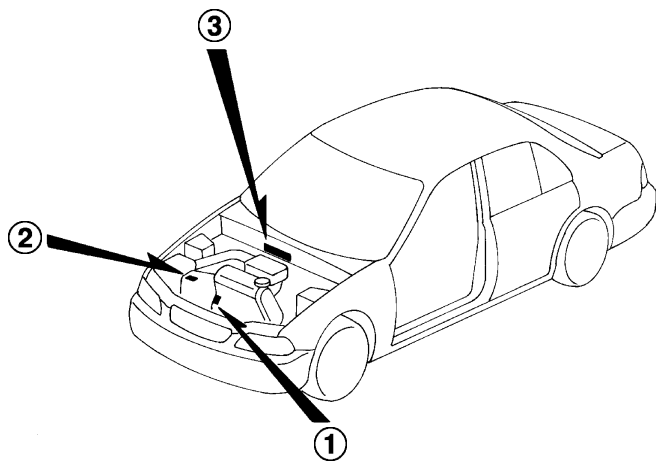
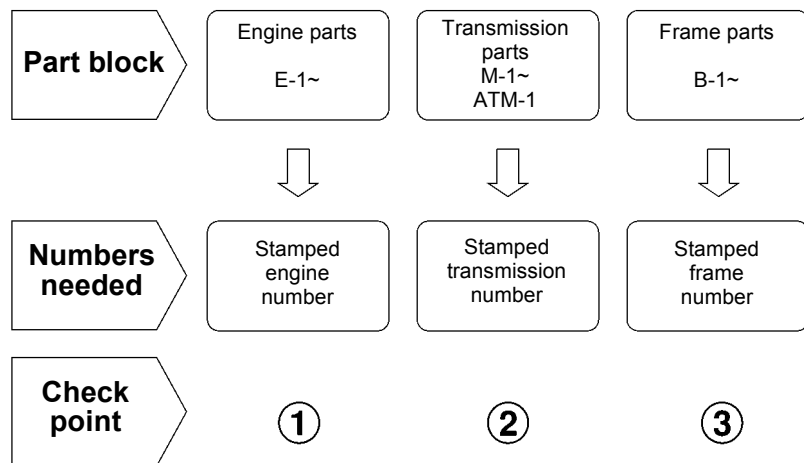
G, G1
E, E1, N2

The number has been used from the initial model without revision.

When shown at the left side, it is applicable to the models of No.YT003001 and the subsequent numbers.


When shown at the right side, it is applicable to the models up to No.YT003000.

How to check the part block and serial numbers



• Refer to the “Models, area codes and initial serial numbers” for the serial numbers of the model.

Abbreviations used in the parts catalogue



“L.” or “R.” in the description of a part stands for the LEFT hand side or the RIGHT hand side. Determine the left or right as if you were in the driver’s seat.

• **The following abbreviations are used in the part name column.**

- | | |
|----------------------------------|--|
| A Ampere | OSOversize |
| ABS Anti-lock brake system | P.D.L.Power door lock |
| ASSY. Assembly | PGM-FI ..Programmed fuel injection |
| BSC Brake system control | P.S.Power steering |
| COMP. ... Complete | P.W.Power window |
| CP. Candle power | R.Right |
| EX. Exhaust | RHRight steering handle |
| FR. Front | RR.Rear |
| G Gram | SRSSupplemental restraint system |
| HEX. Hexagonal | STD.Standard |
| IN. Inlet | VVolt |
| KPH Kilometers per hour | WWatt |
| L. Left | |
| LH Left steering handle | |
| MM Millimeter | |
| MPH Miles per hour | |
- **Reqd. QTY or subject of block**
 MT..... Model installed 5 speed manual transmission
 AT Model installed 4 speed automatic transmission

Models, area codes and initial serial numbers

- Models, area codes and initial serial Nos. given in this parts catalogue can be identified as follows.

Model year	Body	Displacement	Applicable area code	Grade	Parts catalogue code	Shift type	Frame number	Engine number	Transmission number
1996	4D	1300 SOHC	TH	Li	T1A	MT	MRH3A2540TP100001~	3A254T100001~	S3T-1000001~
				LXi	T3B		MRH3A2560TP100001~	3A256T100001~	
				EXi	T7B	AT	MRH3A2660TP100001~	3A266T100001~	S4MA-2000001~
1998		1500 SOHC		Li	T2A	MT	MRH3A3540WP100001~	3A354W100001~	Stamped at Domestic
				1.5LXi	T5B		MRH3A3560WP100001~	3A356W100001~	S3T-1000001~
					T5C		MRH3A3560WP200001~	3A356W200001~	
				1.5LXi-S	T6D	AT	MRH3A3560WP300001~	3A356W300001~	M4MA-4000001~(HAMAMATSU) S4MA-5000001~(SUZUKA)
				1.5EXi	T9B	AT	MRH3A3660WP100001~	3A366W100001~	
					T9C		MRH3A3660WP200001~	3A366W200001~	
				1.5EXi-S	T10D	MRH3A3660WP300001~	3A366W300001~		
1999	1500 SOHC VTEC	Li	T2A	MT	MRH3A3540XP100001~	B15B9XP10001~	Stamped at Domestic		
		EXi	T8B		MRH3A3560XP100001~		S4MA-6000001~		
				AT	MRH3A3660XP100001~	Stamped at Domestic			
		VTi	T11B	AT	MRH3A3590XP100001~	B15C2XP10001~	S4MA-6000001~		
			T11C		MRH3A3690XP200001~				
			T11D		MRH3A3690XP300001~				
2001	1500 SOHC	Li	T2A	MT	MRH3A35301P100001~	B15B91P00001~	Stamped at Domestic		
		LXi	T4B		MRH3A35401P100001~		S4MA-6000001~		
		EXi	T8B	MT	MRH3A35501P100001~		Stamped at Domestic		
				AT	MRH3A36501P100001~		S4MA-6000001~		
	1500 SOHC VTEC	VTi	T11B	MT	MRH3A35901P100001~	B15C21P00001~	Stamped at Domestic		
				AT	MRH3A36901P100001~		S4MA-6000001~		
			T11C	MRH3A36901P200001~					
	T11D	MRH3A36901P300001~							

Parts catalogue codes and applicable area codes

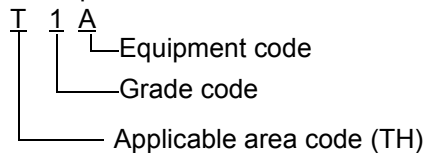
Parts with parts catalogue codes are exclusive for models destined for countries designated. If no parts catalogue code is listed, parts are for common use.

The following codes designate the destination areas.

Applicable area code	Parts catalogue code	Steering handle	Speedometer indication
TH	T1A,T2A,T3B,T4B,T5B,T5C,T6D,T7B,T8B,T9B,T9C,T10D,T11B,T11C,T11D	RH	KPH

Parts catalogue code (Code listed on parts catalogue)

* Example



Grade code	1	2	3	4	5	6	7	8	9	10	11
Grade	Li (1.3)	Li (1.5)	LXi (1.3)	LXi (1.5)	1.5LXi	1.5LXi-S	EXi (1.3)	EXi (1.5)	1.5EXi	1.5EXi-S	VTi

Equipment code	A	B	C	D
Equipment				
Air conditioner	○	○	○	○
Power steering		○	○	○
SRS			○	○
ABS				○

Construction of vehicle identification number

Character No.	1	2	3	4	5	6	7	8	9	10	11	12	13	14	15	16	17
VIN (Example)	M	R	H	3	A	2	5	4	0	T	P	1	0	0	0	0	1
													<u>Consecutive unit number</u> Specification code 1.....Base model 2.....SRS model 3.....ABS+SRS model Factory code P.....AYUTTHAYA factory in THAILAND Model year T.....1996 W.....1998 X.....1999 1.....2001 Fixed code Grade 3.....Li 4.....Li,LXi 5.....EXi 6.....LXi,1.5LXi,1.5LXi-S,EXi,1.5EXi,1.5EXi-S 9.....VTi Body type and transmission representation 5...4 door, 5 speed manual transmission 6...4 door, 4 speed automatic transmission Body type 3A2.....CITY 1300 3A3.....CITY 1500 Manufacture code (Fixed code) MRH.....Honda Motor Co., Ltd. (Manufactured in THAILAND)				

Color codes

The color code at the end of the part number indicates the color. Codes such as ZA, ZB, ZC onward do not indicate the color directly, but reference must be made to the notes in the "Description" column of this parts catalogue and the following table.

• Painted color

Part code	Color description
ZZ	PRIMING

Honda code	Color description	96	98	99	01
NH72	BLACK GLOSS 30			○	○
T99	UNPAINTED	○	○	○	○

• Interior color

Honda code	Color description	96	98	99	01
NH1L	BLACK	○	○	○	○
NH85L	GRAY ELEVEN	○	○	○	○
NH120L	STAR BLACK	○	○	○	○
NH167L	GRAPHITE BLACK	○	○	○	○
NH220L	CLEAR GRAY	○	○	○	○
NH264L	CLASSY GRAY	○	○	○	○
NH264L 1				○	
NH279L	ON GRAY	○	○	○	○
NH354L	LIGHT GRAY ELEVEN			○	○
NH361L	CF GRAY				○
NH461L	IV METALLIC				○
YR164L	MEDIUM TAUPE				○
YR168L	LIGHT TAUPE				○
YR169L	MILD BEIGE				○

Interior color table

When selecting the interior colored part, make sure that its part number by the following procedures.

1. Make sure of the interior color type using the color attached to the left side center pillar around the door striker.
2. Find out the Honda color code for the required part from the interior color table according to the description and interior color type.
3. Find out the part number from the appropriate page in the parts catalogue.
4. Parts marked-are unused.

2001 Model

No.	Color type		F	B
	Base color		IVORY	GRAY
	Description	Note	Honda code	Honda code
1	ARMREST ASSY., R. FR. SEAT		YR169L	NH361L
2	ASHTRAY ASSY., RR.		YR169L	NH361L
3	ASHTRAY COMP., FR.		YR169L	NH361L
4	BASE		YR169L	NH220L
5	BASE, L. DOOR GRIP		YR164L	NH264L
6	BASE, R. DOOR GRIP		YR164L	NH264L
7	BODY, STEERING WHEEL		YR164L	NH264L
8	BOX, GLOVE		YR169L	NH361L
9	BOX, SPEAKER		YR169L	NH361L
10	BUCKLE, RR. SEATBELT INNER		YR169L	NH361L
11	BUCKLE, SEATBELT INNER		YR169L	NH361L
12	BUTTON, L. HORN		YR164L	NH264L
13	BUTTON, R. HORN		YR164L	NH264L
14	CAP C, BODY COVER		YR164L	NH264L
15	CAP, CENTER CONSOLE		YR169L	NH361L
16	CAP, GRAB RAIL		YR169L	NH220L
17	CAP, INSTRUMENT CENTER		YR164L	NH264L
18	CAP, L. BODY COVER		YR164L	NH264L
19	CAP, R. BODY COVER		YR164L	NH264L
20	CASE COMP., L. INSIDE HANDLE		YR164L	NH264L
21	CASE COMP., PASSENGER SIDE OUTLET		YR164L	NH1L
22	CASE COMP., R. INSIDE HANDLE		YR164L	NH264L
23	CASE, L. INSIDE HANDLE		YR164L	NH264L
24	CASE, R. INSIDE HANDLE		YR164L	NH264L
25	CLIP, TRIM, 5MM		YR169L	NH361L

No.	Color type		F	B
	Base color		IVORY	GRAY
	Description	Note	Honda code	Honda code
26	CLIP, TRIM, 7MM		YR169L	NH361L
27	CONSOLE, FR.		YR169L	NH361L
28	CONSOLE, RR.		YR169L	NH361L
29	COVER ASSY., INSTRUMENT LOWER		YR169L	NH361L
30	COVER, BODY		YR164L	NH264L
31	COVER, COLUMN LOWER		YR164L	NH264L
32	COVER, COLUMN UPPER		YR164L	NH264L
33	COVER, L. DOOR GRIP		YR164L	NH264L
34	COVER, L. FR. SEAT CUSHION TRIM		YR169L	NH361L
35	COVER, L. FR. SEATBACK TRIM		YR169L	NH361L
36	COVER, L. RECLINING		YR169L	NH361L
37	COVER, L. SHOULD ANCHOR		YR169L	NH361L
38	COVER, LOCK KNOB		YR164L	NH264L
39	COVER, PARKING BRAKE		YR169L	NH361L
40	COVER, R. DOOR GRIP		YR164L	NH264L
41	COVER, R. FR. SEAT CUSHION TRIM		YR169L	NH361L
42	COVER, R. FR. SEATBACK TRIM		YR169L	NH361L
43	COVER, R. RECLINING		YR169L	NH361L
44	COVER, R. SHOULD ANCHOR		YR169L	NH361L
45	COVER, RR. SEAT CUSHION TRIM		YR169L	NH361L
46	COVER, RR. SEATBACK TRIM		YR169L	NH361L
47	COVER, TAILGATE OPENER		YR169L	NH361L
48	EMBLEM, STEERING WHEEL		YR164L	NH264L

2001 Model

No.	Color type		F	B
	Base color		IVORY	GRAY
	Description	Note	Honda code	Honda code
49	ESCUTCHEON, REGULATOR HANDLE			NH361L
50	GARNISH, L. CENTER PILLAR LOWER		YR169L	NH361L
51	GARNISH, L. CENTER PILLAR UPPER		YR169L	NH220L
52	GARNISH, L. FR. PILLAR		YR169L	NH220L
53	GARNISH, L. RR. PILLAR		YR169L	NH220L
54	GARNISH, L. SEAT SIDE		YR169L	NH361L
55	GARNISH, R. CENTER PILLAR LOWER		YR169L	NH361L
56	GARNISH, R. CENTER PILLAR UPPER		YR169L	NH220L
57	GARNISH, R. FR. PILLAR		YR169L	NH220L
58	GARNISH, R. RR. PILLAR		YR169L	NH220L
59	GARNISH, R. SEAT SIDE		YR169L	NH361L
60	GRILLE, RR. SPEAKER		YR169L	NH361L
61	GUIDE COMP., HEADREST		YR169L	NH361L
62	HANDLE ASSY., L. INSIDE		YR164L	NH264L
63	HANDLE ASSY., R. INSIDE		YR164L	NH264L
64	HEADREST ASSY., FR. SEAT		YR169L	NH361L
65	HOLDER, L. MULTI		YR169L	NH361L
66	HOLDER, R. MULTI		YR169L	NH361L
67	HOLDER, SUNVISOR		YR169L	NH220L
68	KNOB ASSY., FUEL OPENER		YR169L	NH361L
69	KNOB ASSY., TAILGATE OPENER		YR169L	NH361L
70	KNOB, INSIDE DOOR LOCK		YR164L	NH264L
71	KNOB, L. RECLINING		YR169L	NH361L
72	KNOB, R. RECLINING		YR169L	NH361L
73	LEVER ASSY., PARKING BRAKE		YR169L	NH361L
74	LID, SWITCH HOLE		YR169L	NH361L
75	LIGHT ASSY., INTERIOR		YR169L	NH220L
76	LINING ASSY., ROOF		YR169L	NH220L
77	LINING SET, L. FR. DOOR		YR169L	NH361L

No.	Color type		F	B
	Base color		IVORY	GRAY
	Description	Note	Honda code	Honda code
78	LINING SET, R. FR. DOOR		YR169L	NH361L
79	LINING, L. COWL SIDE		YR169L	NH361L
80	LINING, L. RR. DOOR		YR169L	NH361L
81	LINING, R. COWL SIDE		YR169L	NH361L
82	LINING, R. RR. DOOR		YR169L	NH361L
83	LOCK ASSY., GLOVE BOX		YR169L	NH361L
84	MAT, FLOOR		YR168L	NH354L
85	MAT, RR. TRAY		YR169L	NH361L
86	MIRROR ASSY., RR. VIEW		YR169L	NH220L
87	MODULE KIT, DRIVER		YR164L	NH264L
88	OPENER ASSY., TAILGATE		YR169L	NH361L
89	PAD, HORN		YR164L	NH264L
90	PANEL, CENTER		NH461L	NH461L
91	PANEL, INSTRUMENT LOWER		YR169L	NH361L
92	PANEL, INSTRUMENT UPPER		YR164L	NH264L
93	PANEL, L. OUTLET		YR164L	NH1L
94	PANEL, L. POWER WINDOW SUB SWITCH		YR164L	NH167L
95	PANEL, R. OUTLET		YR164L	NH1L
96	PANEL, R. POWER WINDOW MASTER SWITCH		YR164L	NH167L
97	POCKET, DOOR PULL		YR164L	NH264L
98	POCKET, L. DOOR LINING		YR169L	NH361L
99	POCKET, R. DOOR LINING		YR169L	NH361L
100	RAIL, GRAB		YR169L	NH220L
101	SUNVISOR ASSY., R.		YR169L	NH220L
102	TONGUE, L. SEATBELT OUTER		YR169L	NH361L
103	TONGUE, R. RR. SEATBELT OUTER		YR169L	NH361L
104	TONGUE, R. SEATBELT OUTER		YR169L	NH361L
105	TRIM, FR. OPENING		YR169L	NH361L
106	TRIM, ROOF		YR169L	NH220L
107	TRIM, RR. OPENING		YR169L	NH361L
108	WHEEL, STEERING		YR164L	NH264L

Fuel hose, general purpose hoses and vinyl hose

- The standard part fuel hose, general purpose hose and vinyl hose may be substituted by the coiled bulk part.
- When ordering the standard part fuel hose, general purpose hose and vinyl hose use the bulk part number written in the parts catalogue in brackets () underneath the part name, or use the catalogue below.
(The bulk part standard length is 1 m, however, those displayed in the catalogue < > are available in 3 m and 8 m lengths.)
- When exchanging the hose, cut and use at the specified length as mentioned in the part nameB.
(For the method of cutting the bulk part, and method of filling out orders etc., please refer to the service manual and the instructions issued with the bulk part.)
- The list below is a catalogue of the standard part numbers and bulk part numbers. Note that those numbers are applicable to the listed replacement parts only.

Fuel hoses/Tubes			
Standard part No.	Bulk part No.	Bulk part	
		Inner diameter (mm)	Length (mm)
95001-30xxx-2x	95001-30001-20M	3.0	1
95001-30xxx-3x	95001-30001-30M	3.0	1
95001-30xxx-4x	95001-30001-40M	3.0	1
95001-35xxx-2x	95001-35001-50M <95001-35003-50M>	3.5	1 3
95001-35xxx-3x	95001-35001-60M <95001-35003-60M>	3.5	1 3
95001-35xxx-4x	95001-35001-60M <95001-35003-60M>	3.5	1 3
95001-35xxx-5x	95001-35001-50M <95001-35003-50M>	3.5	1 3
95001-35xxx-6x	95001-35001-60M <95001-35003-60M>	3.5	1 3
95001-45xxx-2x	95001-45001-50M <95001-45003-50M>	4.5	1 3
95001-45xxx-3x	95001-45001-60M <95001-45003-60M> <95001-45008-60M>	4.5	1 3 8
95001-45xxx-4x	95001-45001-60M <95001-45003-60M> <95001-45008-60M>	4.5	1 3 8
95001-45xxx-5x	95001-45001-50M <95001-45003-50M>	4.5	1 3
95001-45xxx-6x	95001-45001-60M <95001-45003-60M> <95001-45008-60M>	4.5	1 3 8
95001-55xxx-2x	95001-55001-50M <95001-55003-50M> <95001-55008-50M>	5.5	1 3 8

Fuel hoses/Tubes			
Standard part No.	Bulk part No.	Bulk part	
		Inner diameter (mm)	Length (mm)
95001-55xxx-3x	95001-55001-60M <95001-55003-60M> <95001-55008-60M>	5.5	1 3 8
95001-55xxx-4x	95001-55001-60M <95001-55003-60M> <95001-55008-60M>	5.5	1 3 8
95001-55xxx-5x	95001-55001-50M <95001-55003-50M> <95001-55008-50M>	5.5	1 3 8
95001-55xxx-6x	95001-55001-60M <95001-55003-60M> <95001-55008-60M>	5.5	1 3 8
95001-75xxx-2x	95001-75001-50M <95001-75003-50M>	7.5	1 3
95001-75xxx-3x	95001-75001-60M <95001-75003-60M> <95001-75008-60M>	7.5	1 3 8
95001-75xxx-4x	95001-75001-60M <95001-75003-60M> <95001-75008-60M>	7.5	1 3 8
95001-75xxx-5x	95001-75001-50M <95001-75003-50M>	7.5	1 3
95001-75xxx-6x	95001-75001-60M <95001-75003-60M> <95001-75008-60M>	7.5	1 3 8
95001-80xxx-2x	95001-80001-50M	8.0	1
95001-80xxx-3x	95001-80001-60M	8.0	1
95001-80xxx-4x	95001-80001-60M	8.0	1
95001-80xxx-5x	95001-80001-50M	8.0	1
95001-80xxx-6x	95001-80001-60M	8.0	1

Vinyl tube				
Standard part No.	Bulk part No.	Bulk part		
		Inner dia- meter (mm)	Outer dia-meter (mm)	Length (mm)
95003-01xxx-3x	95003-01001-60M <95003-01003-60M>	2.9	6.8	1 3
95003-01xxx-60	95003-01001-60M <95003-01003-60M>	2.9	6.8	1 3
95003-03xxx-3x	95003-03001-60M <95003-03003-60M>	3.0	6.0	1 3
95003-03xxx-60	95003-03001-60M <95003-03003-60M>	3.0	6.0	1 3
95003-05xxx-3x	95003-05001-60M <95003-05003-60M> <95003-05008-60M>	3.5	6.5	1 3 8
95003-05xxx-60	95003-05001-60M <95003-05003-60M> <95003-05008-60M>	3.5	6.5	1 3 8
95003-07xxx-1x	95003-07001-10M <95003-07003-10M> <95003-07008-10M>	4.0	7.0	1 3 8
95003-07xxx-20	95003-07001-10M <95003-07003-10M> <95003-07008-10M>	4.0	7.0	1 3 8
95003-07xxx-3x	95003-07001-60M <95003-07003-60M> <95003-07008-60M>	4.0	7.0	1 3 8
95003-07xxx-60	95003-07001-60M <95003-07003-60M> <95003-07008-60M>	4.0	7.0	1 3 8
95003-07xxx-7x	95003-07001-70M <95003-07003-70M> <95003-07008-70M>	4.0	7.0	1 3 8
95003-08xxx-1x	95003-08001-10M <95003-08003-10M> <95003-08008-10M>	4.5	6.5	1 3 8
95003-09xxx-3x	95003-09001-60M <95003-09003-60M>	4.5	8.0	1 3
95003-09xxx-60	95003-09001-60M <95003-09003-60M>	4.5	8.0	1 3
95003-10xxx-1x	95003-10001-10M <95003-10003-10M>	5.0	8.0	1 3
95003-10xxx-20	95003-10001-10M <95003-10003-10M>	5.0	8.0	1 3
95003-10xxx-3x	95003-10001-60M <95003-10003-60M>	5.0	8.0	1 3
95003-10xxx-60	95003-10001-60M <95003-10003-60M>	5.0	8.0	1 3
95003-11xxx-3x	95003-11001-60M <95003-11003-60M> <95003-11008-60M>	5.0	9.0	1 3 8
95003-11xxx-60	95003-11001-60M <95003-11003-60M> <95003-11008-60M>	5.0	9.0	1 3 8
95003-12xxx-1x	95003-12001-10M <95003-12003-10M> <95003-12008-10M>	5.0	7.0	1 3 8
95003-12xxx-20	95003-12001-10M <95003-12003-10M> <95003-12008-10M>	5.0	7.0	1 3 8

Vinyl tube				
Standard part No.	Bulk part No.	Bulk part		
		Inner dia- meter (mm)	Outer dia-meter (mm)	Length (mm)
95003-14xxx-1x	95003-14001-10M <95003-14003-10M>	6.0	9.0	1 3
95003-14xxx-20	95003-14001-10M <95003-14003-10M>	6.0	9.0	1 3
95003-14xxx-3x	95003-14001-60M <95003-14003-60M>	6.0	9.0	1 3
95003-17xxx-1x	95003-17001-10M <95003-17003-10M>	7.0	9.0	1 3
95003-19xxx-1x	95003-19001-10M <95003-19003-10M> <95003-19008-10M>	7.0	11.0	1 3 8
95003-19xxx-20	95003-19001-10M <95003-19003-10M> <95003-19008-10M>	7.0	11.0	1 3 8
95003-19xxx-3x	95003-19001-60M <95003-19003-60M> <95003-19008-60M>	7.0	11.0	1 3 8
95003-19xxx-60	95003-19001-60M <95003-19003-60M> <95003-19008-60M>	7.0	11.0	1 3 8
95003-21xxx-1x	95003-21001-10M <95003-21003-10M>	8.0	9.0	1 3
95003-21xxx-20	95003-21001-10M <95003-21003-10M>	8.0	9.0	1 3
95003-23xxx-1x	95003-23001-10M <95003-23003-10M>	8.0	12.0	1 3
95003-23xxx-20	95003-23001-10M <95003-23003-10M>	8.0	12.0	1 3
95003-23xxx-3x	95003-23001-60M <95003-23003-60M> <95003-23008-60M>	8.0	12.0	1 3 8
95003-23xxx-60	95003-23001-60M <95003-23003-60M> <95003-23008-60M>	8.0	12.0	1 3 8
95003-25xxx-1x	95003-25001-10M <95003-25003-10M>	9.0	11.0	1 3
95003-25xxx-20	95003-25001-10M <95003-25003-10M>	9.0	11.0	1 3
95003-25xxx-3x	95003-25001-60M <95003-25003-60M>	9.0	11.0	1 3
95003-25xxx-7x	95003-25001-70M <95003-25003-70M>	9.0	11.0	1 3
95003-27xxx-1x	95003-27001-10M <95003-27003-10M>	9.0	13.0	1 3
95003-27xxx-20	95003-27001-10M <95003-27003-10M>	9.0	13.0	1 3
95003-27xxx-3x	95003-27001-60M <95003-27003-60M>	9.0	13.0	1 3
95003-27xxx-60	95003-27001-60M <95003-27003-60M>	9.0	13.0	1 3
95003-33xxx-1x	95003-33001-10M <95003-33003-10M>	10.0	14.0	1 3
95003-33xxx-20	95003-33001-10M <95003-33003-10M>	10.0	14.0	1 3

Vinyl tube				
Standard part No.	Bulk part No.	Bulk part		
		Inner dia- meter (mm)	Outer dia-meter (mm)	Length (mm)
95003-36xxx-1x	95003-36001-10M <95003-36003-10M> <95003-36008-10M>	11.0	13.0	1 3 8
95003-36xxx-20	95003-36001-10M <95003-36003-10M> <95003-36008-10M>	11.0	13.0	1 3 8
95003-37xxx-3x	95003-37001-60M <95003-37003-60M>	11.0	15.0	1 3
95003-37xxx-60	95003-37001-60M <95003-37003-60M>	11.0	15.0	1 3
95003-38xxx-1x	95003-38001-10M <95003-38003-10M>	12.0	13.0	1 3
95003-38xxx-20	95003-38001-10M <95003-38003-10M>	12.0	13.0	1 3
95003-39xxx-1x	95003-39001-10M <95003-39003-10M>	12.0	14.0	1 3
95003-39xxx-20	95003-39001-10M <95003-39003-10M>	12.0	14.0	1 3
95003-40xxx-20	95003-40001-10M <95003-40003-10M>	12.0	16.0	1 3
95003-40xxx-3x	95003-40001-60M <95003-40003-60M>	12.0	16.0	1 3
95003-40xxx-60	95003-40001-60M <95003-40003-60M>	12.0	16.0	1 3
95003-43xxx-1x	95003-43001-10M <95003-43003-10M> <95003-43008-10M>	13.0	15.0	1 3 8
95003-43xxx-20	95003-43001-10M <95003-43003-10M> <95003-43008-10M>	13.0	15.0	1 3 8
95003-45xxx-1x	95003-45001-10M <95003-45003-10M> <95003-45008-10M>	14.0	18.0	1 3 8
95003-45xxx-20	95003-45001-10M <95003-45003-10M> <95003-45008-10M>	14.0	18.0	1 3 8
95003-50xxx-1x	95003-50001-10M <95003-50003-10M>	16.0	19.0	1 3
95003-50xxx-20	95003-50001-10M <95003-50003-10M>	16.0	19.0	1 3
95003-50xxx-3x	95003-50001-60M <95003-50003-60M>	16.0	19.0	1 3
95003-55xxx-1x	95003-55001-10M <95003-55003-10M>	17.5	20.5	1 3
95003-55xxx-20	95003-55001-10M <95003-55003-10M>	17.5	20.5	1 3
95003-60xxx-1x	95003-60001-10M <95003-60003-10M>	22.0	27.0	1 3
95003-60xxx-20	95003-60001-10M <95003-60003-10M>	22.0	27.0	1 3
95003-60xxx-3x	95003-60001-60M <95003-60003-60M>	22.0	27.0	1 3
95003-60xxx-60	95003-60001-60M <95003-60003-60M>	22.0	27.0	1 3

General purpose hoses			
Standard part No.	Bulk part No.	Bulk part	
		Inner diameter (mm)	Length (mm)
95005-11xxx-3x	95005-11001-30M	11.0	1
95005-11xxx-5x	95005-11001-50M	11.0	1
95005-12xxx-1x	95005-12001-10M <95005-12003-10M>	12.0	1 3
95005-12xxx-2x	95005-12001-20M	12.0	1
95005-12xxx-3x	95005-12001-30M	12.0	1
95005-12xxx-5x	95005-12001-50M	12.0	1
95005-14xxx-1x	95005-14001-10M	14.0	1
95005-14xxx-2x	95005-14001-20M <95005-14003-20M>	14.0	1 3
95005-14xxx-3x	95005-14001-30M	14.0	1
95005-14xxx-5x	95005-14001-50M	14.0	1
95005-17xxx-1x	95005-17001-10M	17.0	1
95005-17xxx-2x	95005-17001-20M	17.0	1
95005-17xxx-3x	95005-17001-30M	17.0	1
95005-17xxx-5x	95005-17001-50M	17.0	1
95005-30xxx-3x	95005-30001-30M	3.0	1
95005-30xxx-5x	95005-30001-50M	3.0	1
95005-35xxx-1x	95005-35001-10M <95005-35003-10M> <95005-35008-10M>	3.5	1 3 8
95005-35xxx-2x	95005-35001-20M	3.5	1
95005-35xxx-3x	95005-35001-30M	3.5	1
95005-35xxx-4x	95005-35001-10M <95005-35003-10M> <95005-35008-10M>	3.5	1 3 8
95005-35xxx-5x	95005-35001-50M	3.5	1
95005-45xxx-1x	95005-45001-10M <95005-45003-10M> <95005-45008-10M>	4.5	1 3 8
95005-45xxx-2x	95005-45001-20M	4.5	1
95005-45xxx-3x	95005-45001-30M	4.5	1

General purpose hoses			
Standard part No.	Bulk part No.	Bulk part	
		Inner diameter (mm)	Length (mm)
95005-45xxx-4x	95005-45001-10M <95005-45003-10M> <95005-45008-10M>	4.5	1 3 8
95005-45xxx-5x	95005-45001-50M	4.5	1
95005-50xxx-3x	95005-50001-30M <95005-50003-30M>	5.0	1 3
95005-50xxx-5x	95005-50001-50M	5.0	1
95005-55xxx-1x	95005-55001-10M <95005-55003-10M> <95005-55008-10M>	5.3	1 3 8
95005-55xxx-2x	95005-55001-20M <95005-55003-20M>	5.3	1 3
95005-55xxx-4x	95005-55001-10M <95005-55003-10M> <95005-55008-10M>	5.3	1 3 8
95005-65xxx-1x	95005-65001-10M <95005-65003-10M>	6.5	1 3
95005-65xxx-2x	95005-65001-20M	6.5	1
95005-70xxx-3x	95005-70001-30M <95005-70003-30M>	7.0	1 3
95005-70xxx-5x	95005-70001-50M	7.0	1
95005-75xxx-1x	95005-75001-10M <95005-75003-10M>	7.3	1 3
95005-75xxx-2x	95005-75001-20M	7.3	1
95005-80xxx-1x	95005-80001-10M <95005-80003-10M>	8.0	1 3
95005-80xxx-2x	95005-80001-20M	8.0	1
95005-80xxx-3x	95005-80001-30M	8.0	1
95005-80xxx-5x	95005-80001-50M	8.0	1
95005-91xxx-3x	95005-91001-30M	12.0	1
95005-91xxx-5x	95005-91001-50M	12.0	1
95005-92xxx-3x	95005-92001-30M	12.0	1
95005-92xxx-5x	95005-92001-50M	12.0	1

NOTE: X is displayed to represent the omitted numerals and letters of the roman alphabet.

⊙ **CAUTION: It is DANGEROUS to confuse the fuel hose with the general purpose hose or vinyl hose.**

Never use a general purpose hose or vinyl hose in place of a fuel hose or vice versa. Always use the correct bulk part in the parts catalogue, according to the service manual or the instructions issued with the bulk part.

• Bulk part number of fuel hose, general purpose hose and vinyl hose.

(Example)

9 5 0 0 1 - 7 5 0 0 1 - 5 0 M

Bulk part number: Refers to the bulk part.

Marking code (hose type): (fuel hose and general purpose hose)

Change code (for added hose): (Vinyl hose)

- Indicates number mark or change sequence, however, the code for the bulk part must be strictly 0 (zero).

Types of code:

- Fuel hose
 - 2: Red outside braid (3 mm inside dia. only)
 - 5: Black inside braid
 - 3: Red (3 mm inside dia. only)
 - 4: Ash gray with red stripe (3 mm inside dia. only)
 - 6: Black
- Vinyl hose
 - 1: Clear
 - 2: Black
 - 3: Light red
 - 6: Light red
 - 7: Pale black
- General hose
 - 1: Ash gray
 - 2: Ash gray
 - 3: Black
 - 5: Black

Lengths: 001: 1 m (standard)
003: 3 m
008: 8 m

I.D code: (fuel hose and general purpose hose)

- 30: 3.0 mm
- 35: 3.5 mm
- 45: 4.5 mm
- 50: 5.0 mm
- 55: 5.3 mm, 5.5 mm
- 65: 6.5 mm
- 70: 7.0 mm
- 75: 7.3 mm, 7.5 mm
- 80: 8.0 mm
- 11: 11 mm
- 91: 12 mm (outside dia. 15) mm
- 92: 12 mm (outside dia. 16) mm
- 12: 12 mm (outside dia. 17) mm
- 14: 14 mm
- 17: 17 mm

ID./OD. code: (vinyl hose)

- 01: ID. 2.9, OD. 6.8 mm
- 03: ID. 3.0, OD. 6.0 mm
- 05: ID. 3.5, OD. 6.5 mm
- 07: ID. 4.0, OD. 7.0 mm
- 08: ID. 4.5, OD. 6.5 mm
- 09: ID. 4.5, OD. 8.0 mm
- 12: ID. 5.0, OD. 7.0 mm
- 10: ID. 5.0, OD. 8.0 mm
- 11: ID. 5.0, OD. 9.0 mm
- 14: ID. 6.0, OD. 9.0 mm
- 17: ID. 7.0, OD. 9.0 mm
- 19: ID. 7.0, OD. 11.0 mm
- 21: ID. 8.0, OD. 9.0 mm
- 23: ID. 8.0, OD. 12.0 mm
- 25: ID. 9.0, OD. 11.0 mm
- 27: ID. 9.0, OD. 13.0 mm
- 33: ID. 10.0, OD. 14.0 mm
- 36: ID. 11.0, OD. 13.0 mm
- 37: ID. 11.0, OD. 15.0 mm
- 38: ID. 12.0, OD. 13.0 mm
- 39: ID. 12.0, OD. 14.0 mm
- 40: ID. 12.0, OD. 16.0 mm
- 43: ID. 13.0, OD. 15.0 mm
- 45: ID. 14.0, OD. 18.0 mm
- 50: ID. 16.0, OD. 19.0 mm
- 55: ID. 17.5, OD. 20.5 mm
- 60: ID. 22.0, OD. 27.0 mm

Hose type: 1: Fuel hose
3: Vinyl hose
5: General hose

How to use the flat rate time (F.R.T.)

This F.R.T. (Flat Rate Time) is used to determine the standard labor time allowed for replacement of parts covered by the warranty during the period the warranty is in effect. The F.R.T. for those parts which are not listed herein should be determined from the operation closely related to the replacement of that part.

1. The F.R.T. is based on the following servicing conditions

- a. A liberal allowance is added to the net servicing time.
- b. Standard times specified are based on the condition that the necessary servicing tools listed in the service manual which describes the Honda service policy are available close at hand and the work performed by a mechanic with normal skill.
- c. Time required for inspection and operational test following the servicing is included in the F.R.T.

2. Method of computing

The job times are listed in tenth of an hour to simplify computation.

(Example) 0.3 = 18 minutes
5.6 = 5 hours and 36 minutes

CONVERSION CHART			
Hours	Minutes	Hours	Minutes
0.1	6	0.6	36
0.2	12	0.7	42
0.3	18	0.8	48
0.4	24	0.9	54
0.5	30	1.0	60

The F.R.T. shown with (*) includes engine removal and installation. The parts, having the same number of man-hour, are identified by a mark "*", and classified under the title of their representative work.

* If the number of right wheel and left wheel mounting/dismounting operations are equal, the standard work time for the right wheel is indicated.

3. Computing the F.R.T.

When several jobs are performed at the same time, make the calculation in the following manner.

a. Jobs of non duplicated nature

The F.R.T. for the job is obtained by totalling the F.R.T. for each part replaced.

(Example) Replacement of cylinder head and starter motor.

Service item	F.R.T.
Cylinderhead	7.3
Starter motor	0.6

The F.R.T. for the job is: $7.3 + 0.6 = 7.9$

b. Jobs of duplicated nature

Take the F.R.T. for the last part to be replaced.

(Example) Replacement of timing belt and crankshaft.

Service item	F.R.T.
Timing belt	2.1
Crankshaft	*12.0

The F.R.T. for the job is: *12.0

c. Jobs of partially related nature

Total up the F.R.T. for all of the parts replaced and then subtract the F.R.T. for the duplicated operation.

(Example) Replacement of crankshaft and mainshaft.

Service item	F.R.T.
Crankshaft	*12.0
Mainshaft	4.8
Transmission removal and installation	3.6

The F.R.T. for the job is: $(*12.0 + 4.8) - 3.6 = *13.2$

Transmission removal and installation is the duplicated operations.

d. Work not listed

1. Special thrust washer

(Example)

Service item	F.R.T.
Mainshaft, countershaft and related parts	4.8

Use the F.R.T. for the part to which it belongs.

2. Rear wheel cylinder piston cup

Service item	F.R.T.
Rear wheel cylinder assembly and related parts	1.0

Use the F.R.T. for the part to which it belongs.

Costs of labor for removal and installation

1	Engine assembly	L4	*6.2	Including engine washing, adjustment and trial run.
		V6	-	
2	Transmission assembly	2WD	3.8	
		4WD	-	
3	Automatic transmission assembly	2WD	3.8	1.0 Added when oil pressure is measured.
		4WD	-	

4	Cylinder head assembly	L4	4.4	For 1 vehicle 6.2
		V6	-	
5	Steering gear box assembly	2WS	1.9	Removed from body
		4WS	-	
6	Power steering gear box assembly	2WS	2.6	
		4WS	-	
7	Instrument panel assembly		1.5	Removed from body
8	Door assembly		0.5	
9	Front driveshaft assembly		0.7	
10	Rear driveshaft assembly		-	
11	Wheel assembly		0.2	
12	Front differential assembly		-	
13	Rear differential assembly		-	
14	Front bumper assembly		0.3	
15	Rear bumper assembly		0.3	
16	Front seat assembly		0.2	
17	Front seatcushion assembly		0.5	
18	Front seatback assembly		0.5	
19	Rear seatcushion assembly		0.2	
20	Rear seatback assembly		0.3	

Engine-related adjustments, measuring and cleaning

1	Ignition timing adjustment		0.3	
2	Spark plug cleaning, adjustment	L4	0.4	For 1 vehicle
		V6	-	
3	A.C. generator belt tension adjustment	L4	0.2	
		V6	-	
4	Power steering pump belt tension adjustment		0.2	
5	Air compressor belt tension adjustment		0.2	
6	Engine oil inspection, refilling		0.1	Not including the oil
7	Idling adjustment		0.4	Not including CO% measuring
8	Tappet clearance inspection, adjustment	L4	1.0	For 1 vehicle
		V6	-	
9	Cylinder compression measuring	L4	0.4	For 1 vehicle
		V6	-	
10	Battery specific gravity and liquid level measuring		0.2	
11	Oil pressure measuring (Engine)		0.5	
12	Oil pressure measuring (Automatic)		1.0	For 1 vehicle

13	Throttle body inspection		0.4	
14	Throttle wire tension adjustment		0.3	
15	Fuel pressure measurement		0.4	
16	Injector operating inspection	L4	0.4	
		V6	-	
17	Pressure regulator inspection		0.4	
18	Idling control inspection		0.3	
19	Electronic control unit inspection		0.6	Engine
20	Electronic voltage measuring		0.3	Cut-in voltage, no-load adjustment voltage, etc.
21	Regulator current measuring		0.3	
22	Charging system inspection		0.4	

Frame-related adjustments, measuring and cleaning

1	Brake pedal adjustment	0.2	Only pedal adjustment
2	Side slip measuring	0.2	
3	Alignment measuring	0.9	For 1 vehicle
4	Toe-in adjustment	0.5	
5	Steering wheel angle adjustment	0.5	Including toe-in
6	Wheel balance adjustment	0.5	Per wheel, not including weights
7	Parking brake adjustment	0.2	
8	Clutch air venting	-	
9	Brake air venting	0.5	For 1 vehicle
10	Headlamp focus adjustment	0.5	For 1 vehicle
11	Tire rotation	0.5	Not including wheel balancing
12	Door adjustment	0.5	Door drop (one side), door lock striker

13	Hood adjustment	0.2	
14	Tailgate adjustment	-	
15	Trunk lid adjustment	0.2	
16	Lower gate adjustment	-	
17	Steering gear box adjustment	0.4	Rack guide screw adjustment
18	Power steering handling force inspection	0.2	
19	Power steering pump oil pressure inspection	0.4	
20	Select lever position adjustment	0.3	
21	ABS operation condition	0.2	

Reconditioning

Valve lapping	0.2	Per valve
---------------	-----	-----------

4. Air Conditioner Equipped Vehicles

1. For servicing vehicles equipped with an air conditioner, the refrigerant must be discharged for the replacement of those parts indicated by (#) in the F.R.T. column.

In addition, the cost of the refrigerant required to recharge the cooling system should be included when figuring the service charge.

2. When performing two un related jobs indicated by (#) at the same time, total the F.R.T. for the jobs and then subtract duplicated F.R.T. 1.0 (refrigerant charging time)

(Example)

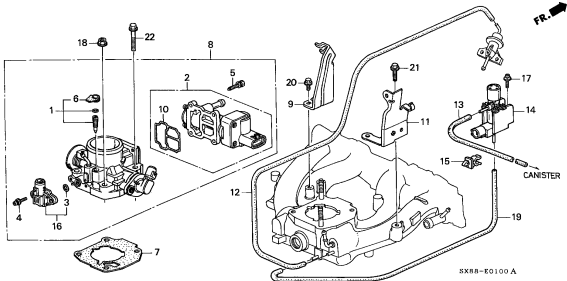
	F.R.T
Compressor assembly	# 2.1
Condenser assembly	+ # 1.5
	- 1.0
	2.6 + Cost of refrigerant

Total charge is the labor charge corresponding to 2.6 hours plus the cost of the refrigerant.

ENGINE GROUP

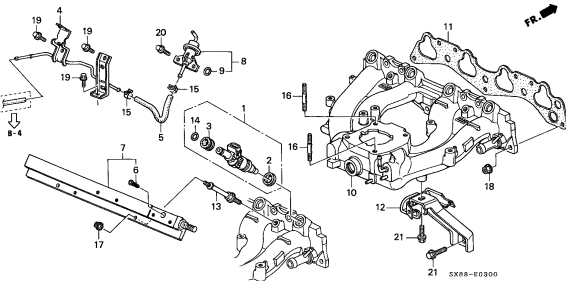
E-1

THROTTLE BODY



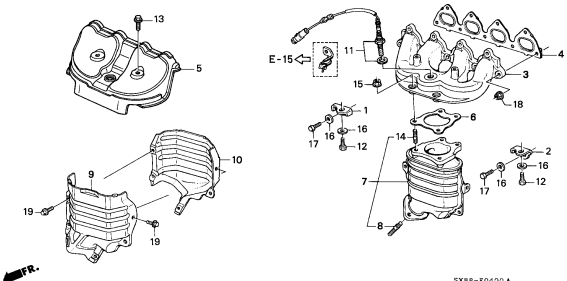
E-3

INTAKE MANIFOLD



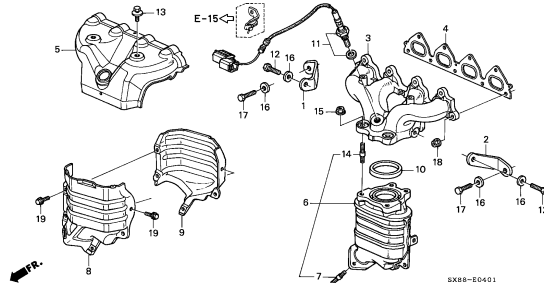
E-4

EXHAUST MANIFOLD(1)



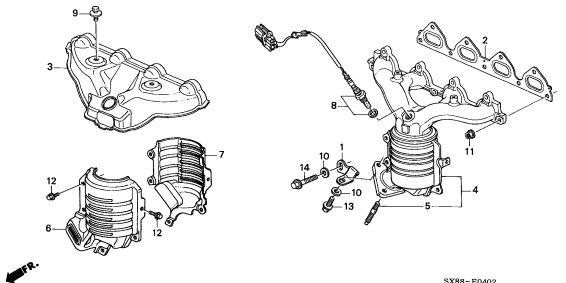
E-4-1

EXHAUST MANIFOLD(2)



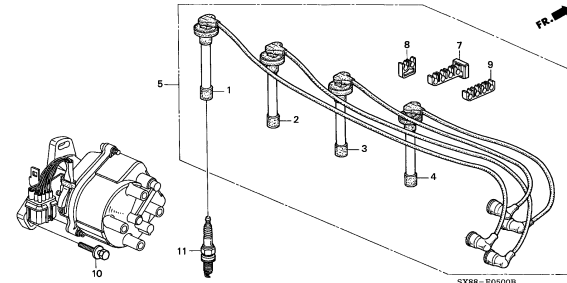
E-4-2

EXHAUST MANIFOLD(3)



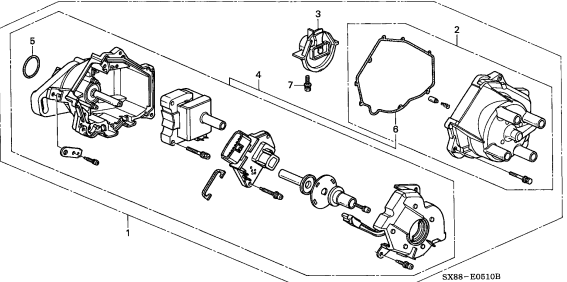
E-5

HIGH TENSION CORD/PLUG



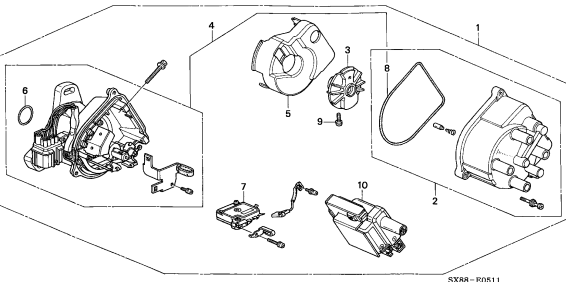
E-5-10

DISTRIBUTOR(HITACHI)



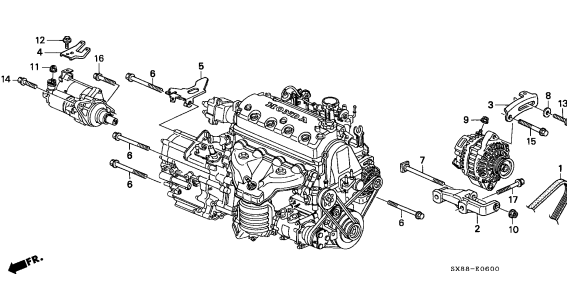
E-5-11

DISTRIBUTOR(TEC)



E-6

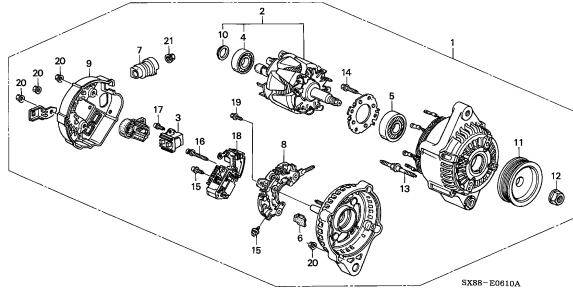
ALTERNATOR BRACKET



ENGINE GROUP

E-6-10

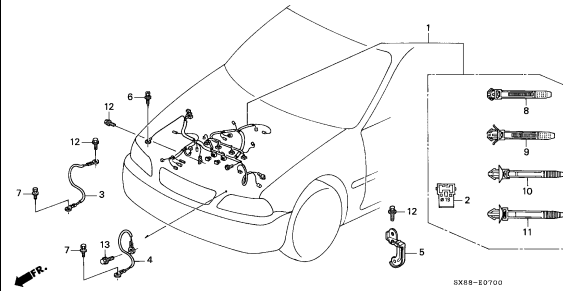
ALTERNATOR(DENSO)



SX88-E0610A

E-7

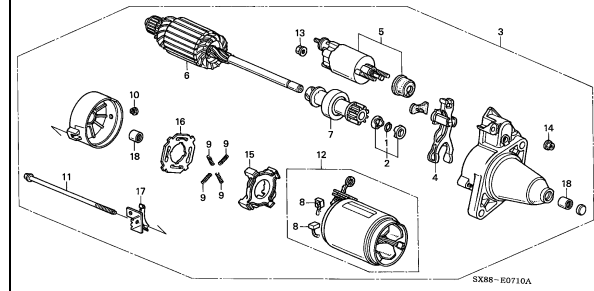
ENGINE WIRE HARNESS



SX88-E0700

E-7-10

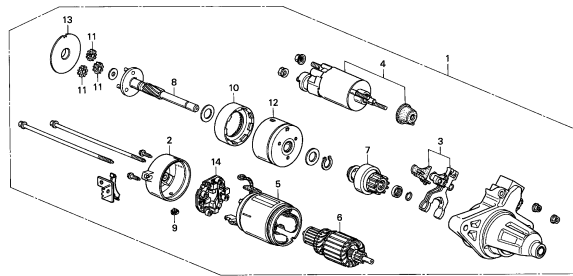
STARTER MOTOR(DENSO)(DDLDE)



SX88-E0710A

E-7-11

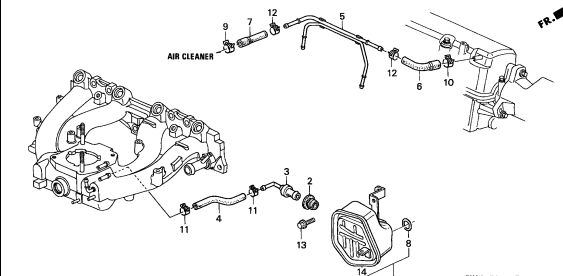
STARTER MOTOR(DENSO)(DSDEI)



SX88-E0711A

E-8

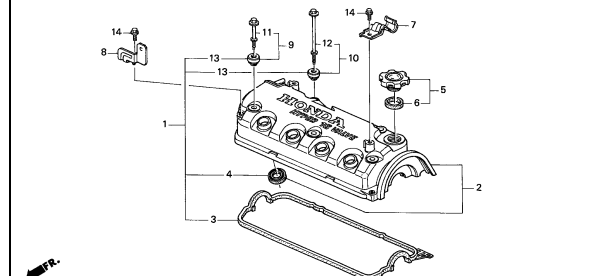
BREATHER TUBE



SX88-E0800B

E-9

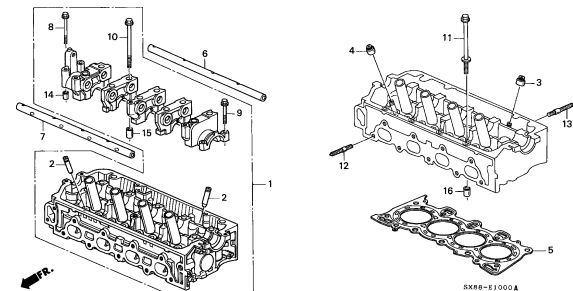
CYLINDER HEAD COVER



SX88-E0900A

E-10

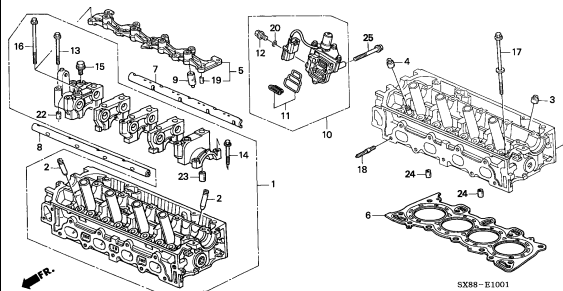
CYLINDER HEAD (SOHC)



SX88-E1000A

E-10-1

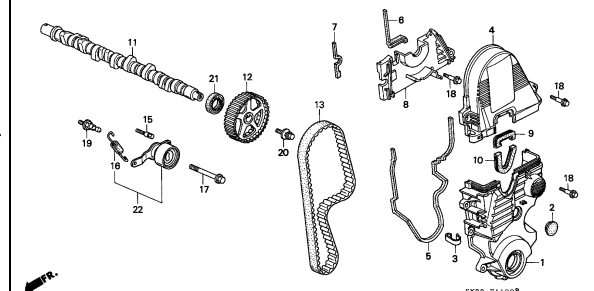
CYLINDER HEAD(SOHC VTEC)



SX88-E1001

E-11

CAMSHAFT/TIMING BELT

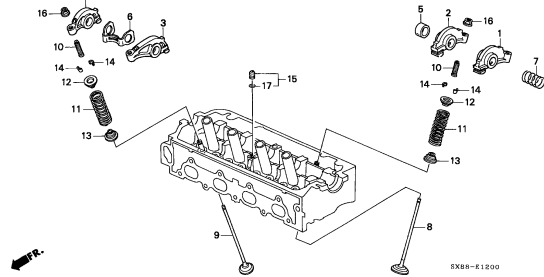


SX88-E1100B

ENGINE GROUP

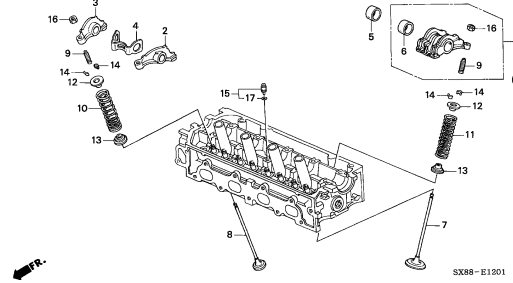
E-12

VALVE/ROCKER ARM (SOHC)



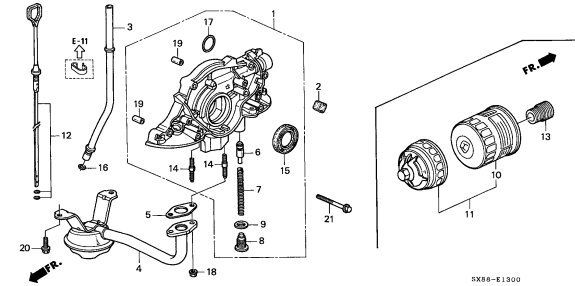
E-12-1

VALVE/ROCKER ARM (SOHC VTEC)



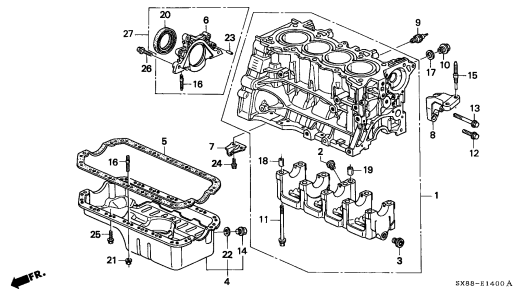
E-13

OIL PUMP/OIL STRAINER



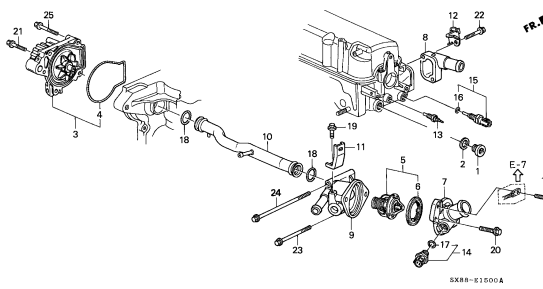
E-14

CYLINDER BLOCK/OIL PAN



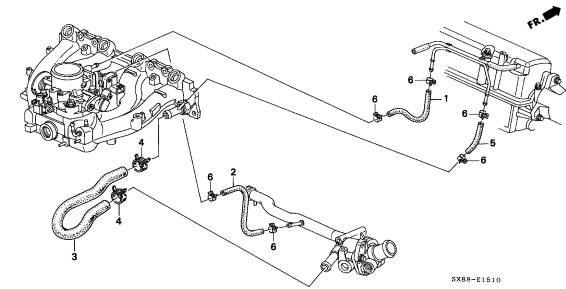
E-15

WATER PUMP/SENSOR



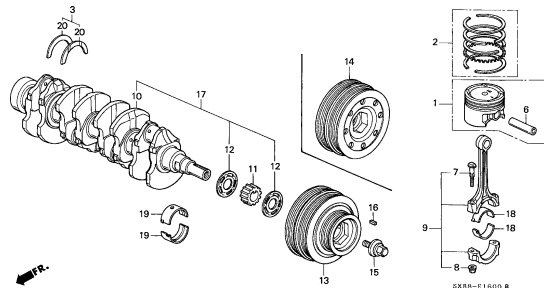
E-15-10

WATER HOSE



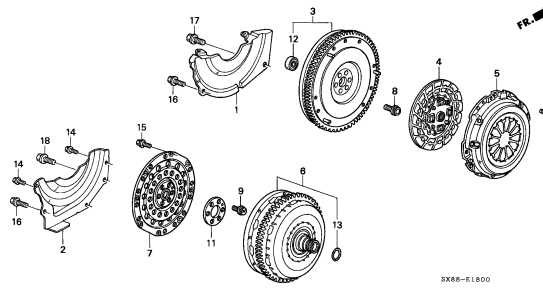
E-16

PISTON/CRANKSHAFT



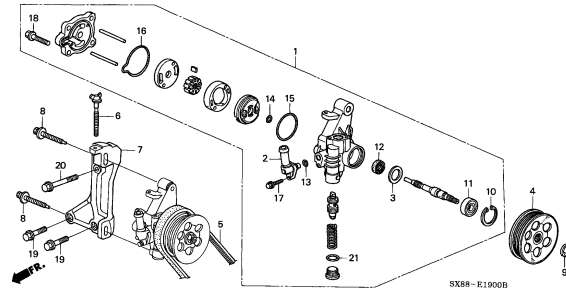
E-18

CLUTCH/TORQUE CONVERTER



E-19

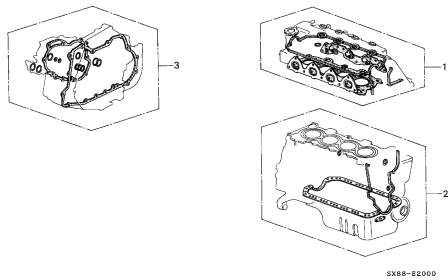
P.S. PUMP/BACKET



ENGINE GROUP

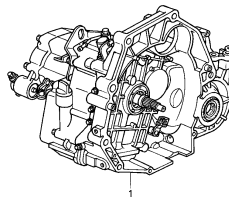
E-20

GASKET KIT



E-20-10

TRANSMISSION ASSY.

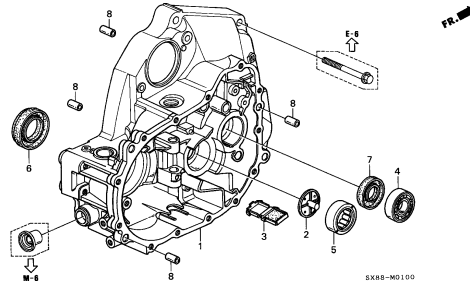


2

TRANSMISSION GROUP

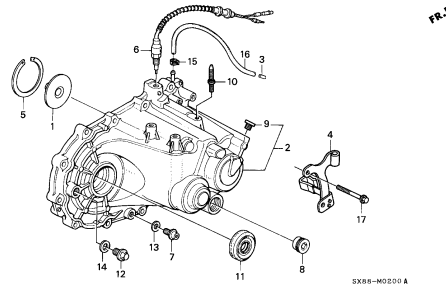
M-1

CLUTCH HOUSING



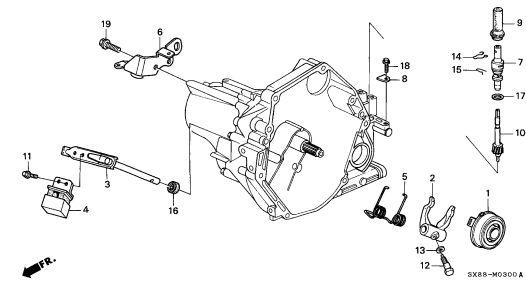
M-2

TRANSMISSION HOUSING



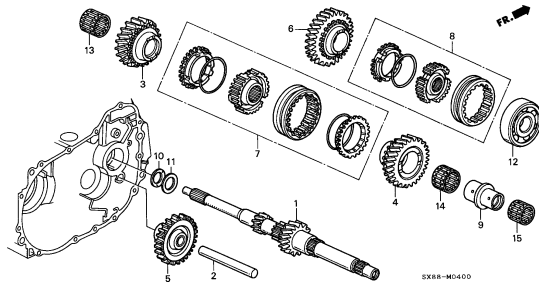
M-3

CLUTCH RELEASE



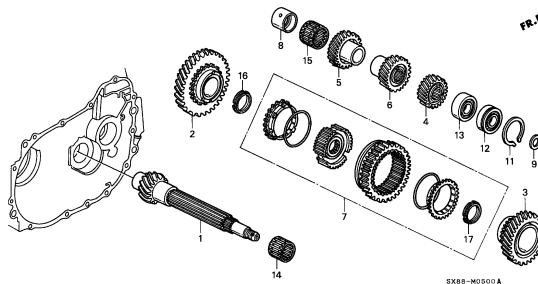
M-4

MAINSHAFT



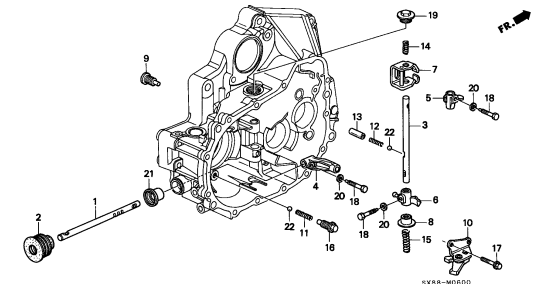
M-5

COUNTERSHAFT



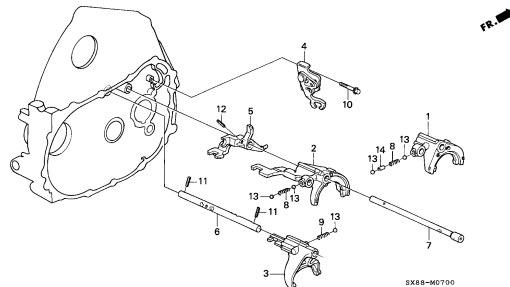
M-6

SHIFT ROD/SHIFT HOLDER



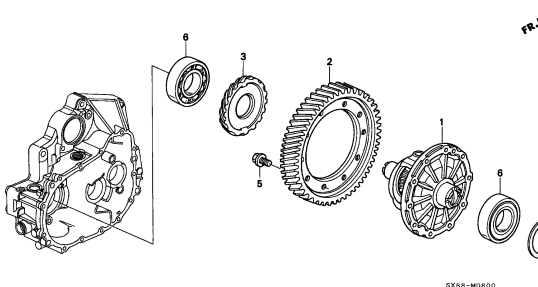
M-7

SHIFT FORK



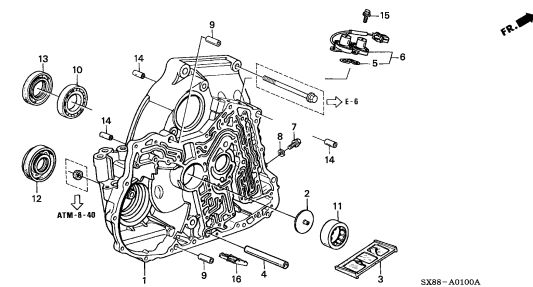
M-8

DIFFERENTIAL



ATM-1

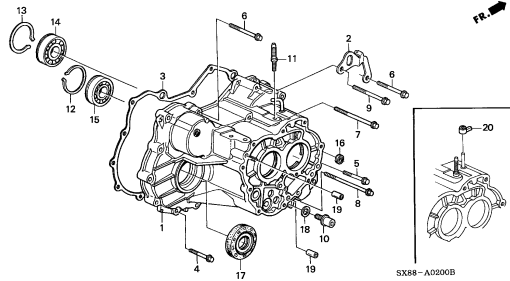
TORQUE CONVERTER HOUSING



TRANSMISSION GROUP

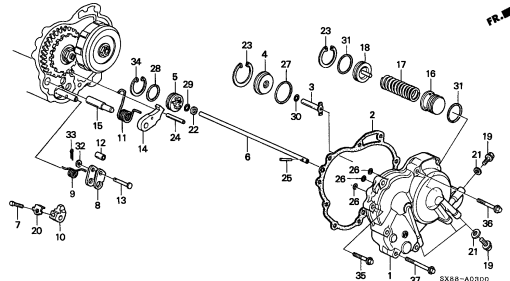
ATM-2

TRANSMISSION HOUSING



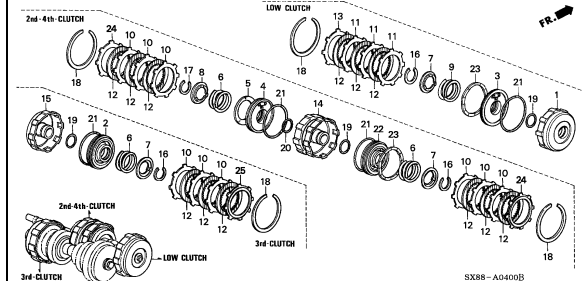
ATM-3

RIGHT SIDE COVER



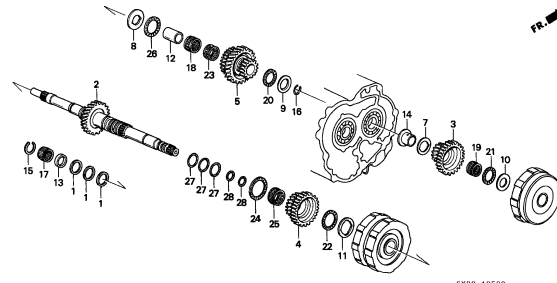
ATM-4

CLUTCH



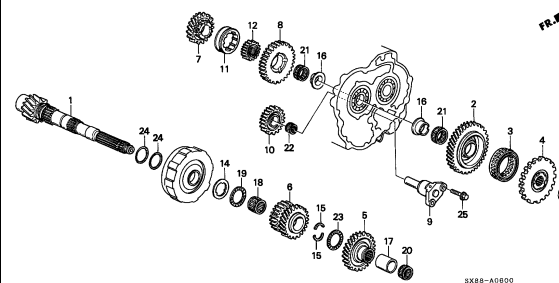
ATM-5

MAINSHAFT



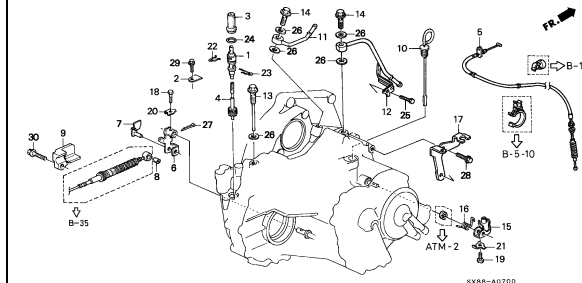
ATM-6

COUNTERSHAFT



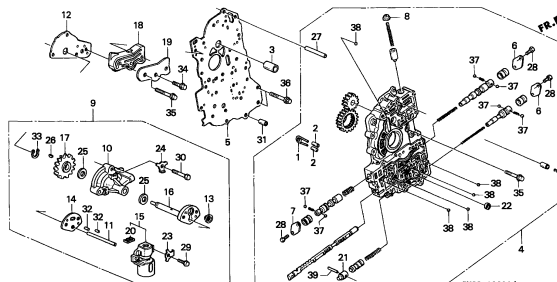
ATM-7

ATF PIPE



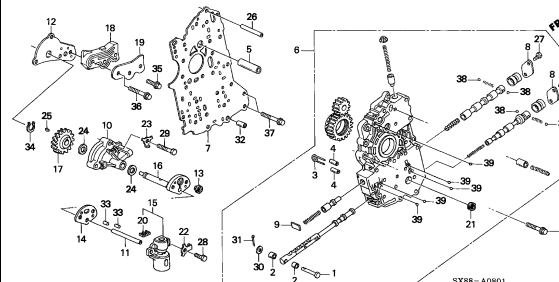
ATM-8

MAIN VALVE BODY('96/'98)



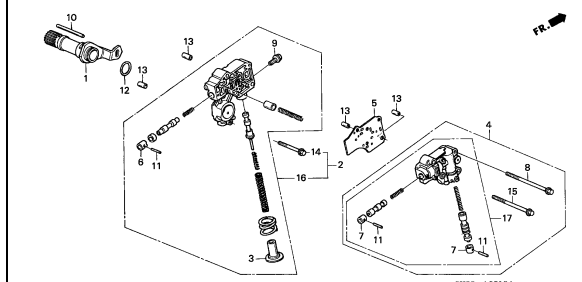
ATM-8-1

MAIN VALVE BODY('99/'01)



ATM-8-10

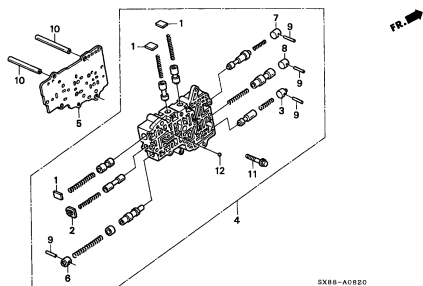
REGULATOR



TRANSMISSION GROUP

ATM-8-20

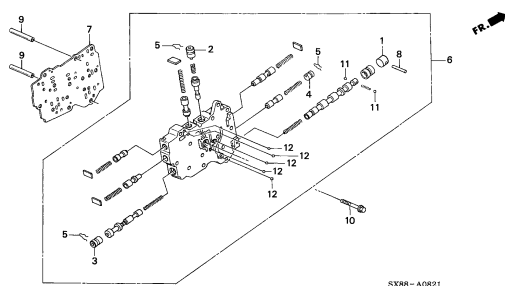
SECONDARY BODY('96/'98)



SX88-A0820

ATM-8-21

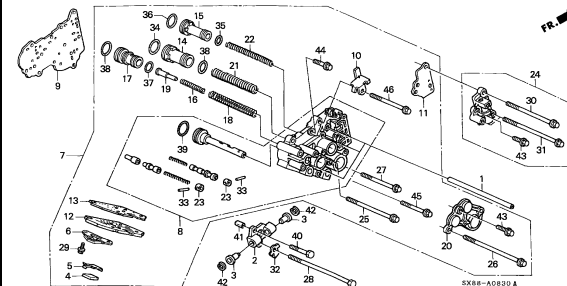
SECONDARY BODY('99/'01)



SX88-A0821

ATM-8-30

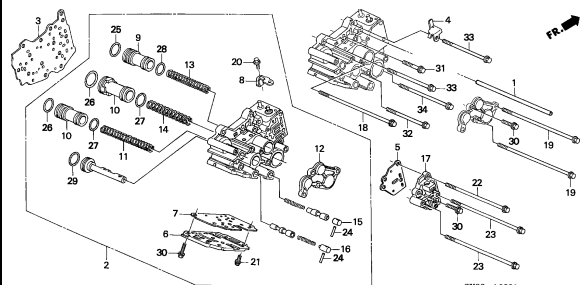
SERVO BODY('96/'98)



SX88-A0830 A

ATM-8-31

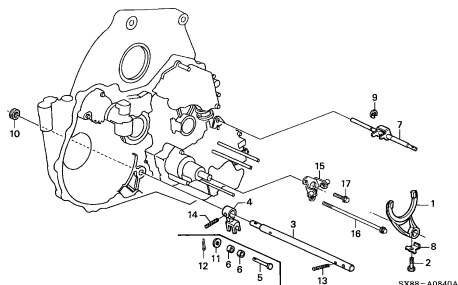
SERVO BODY('99/'01)



SX88-A0831

ATM-8-40

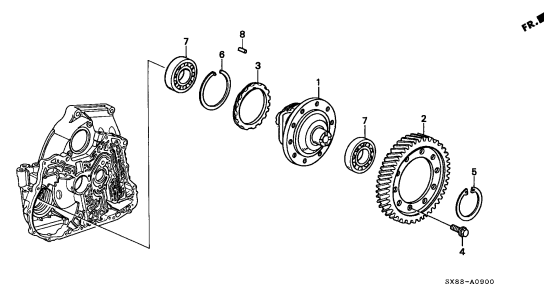
SHIFT FORK



SX88-A0840A

ATM-9

DIFFERENTIAL GEAR

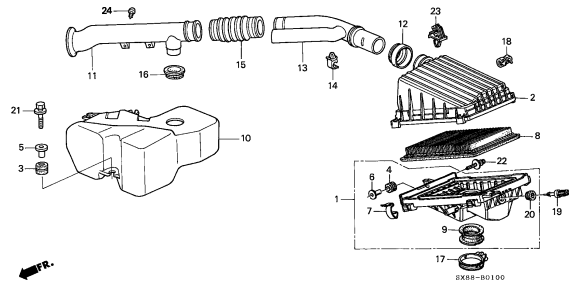


SX88-A0900

ELECTRICAL EQUIPMENTS/EXHAUST/HEATER GROUP

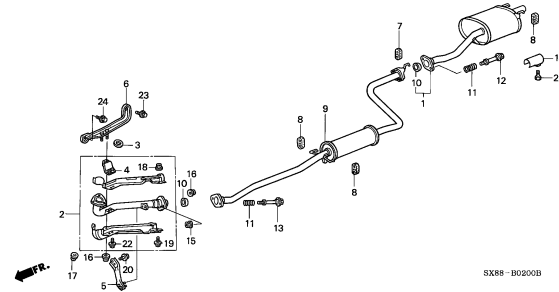
B-1

AIR CLEANER



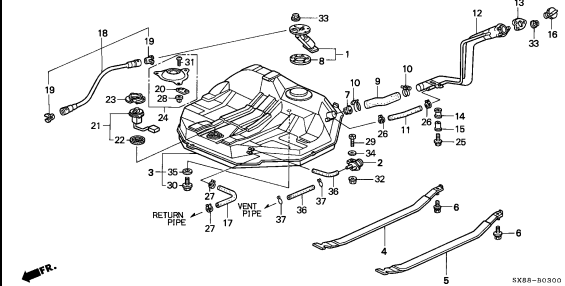
B-2

EXHAUST PIPE



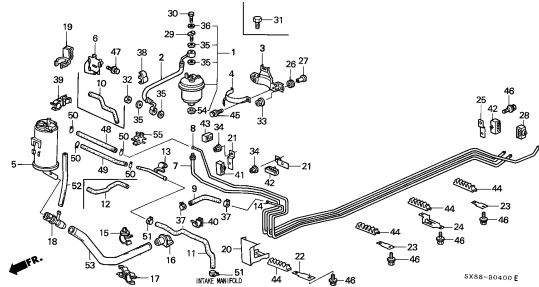
B-3

FUEL TANK



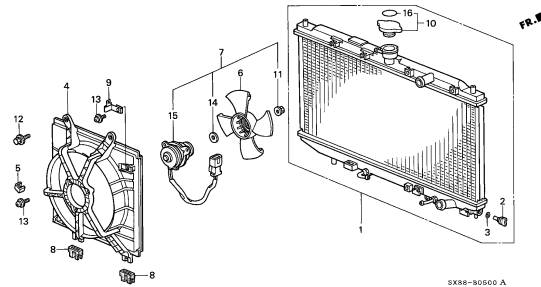
B-4

FUEL PIPE



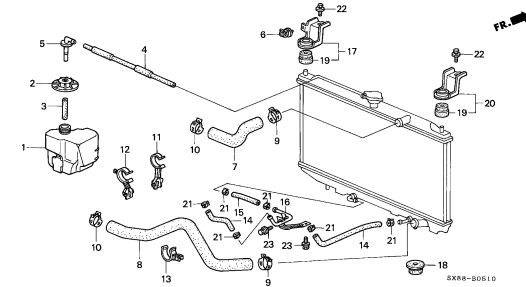
B-5

RADIATOR



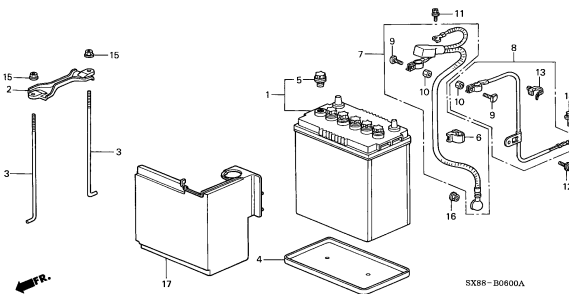
B-5-10

RADIATOR HOSE



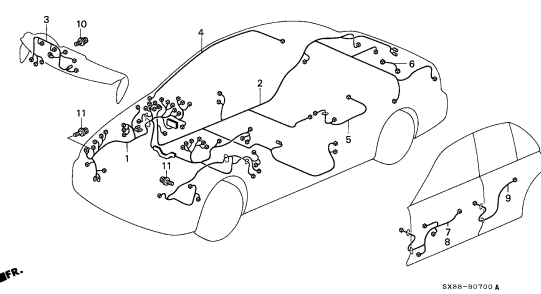
B-6

BATTERY



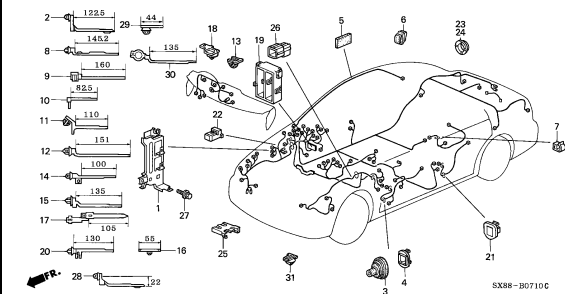
B-7

WIRE HARNESS



B-7-10

HARNESS BAND/BRACKET

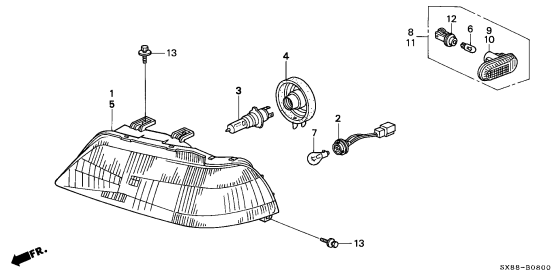


4

ELECTRICAL EQUIPMENTS/EXHAUST/HEATER GROUP

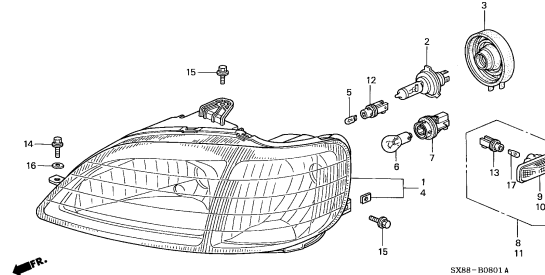
B-8

HEADLIGHT('96/'98)



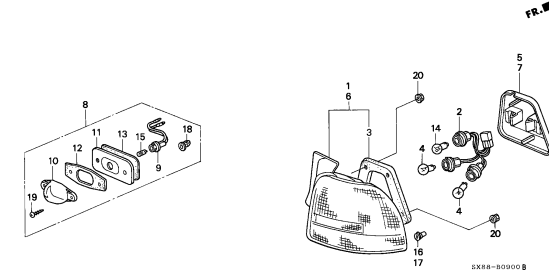
B-8-1

HEADLIGHT('99/'01)



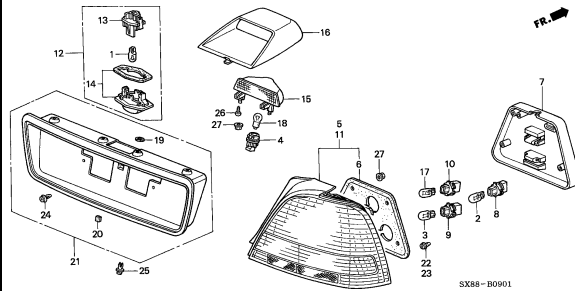
B-9

TAILLIGHT('96/'98)



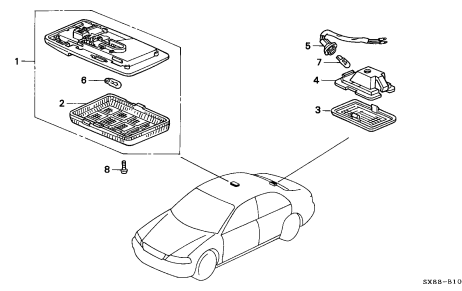
B-9-1

TAILLIGHT('99/'01)



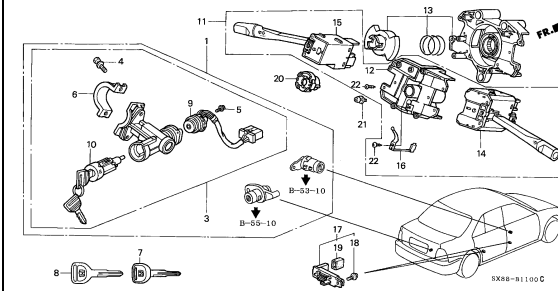
B-10

INTERIOR LIGHT



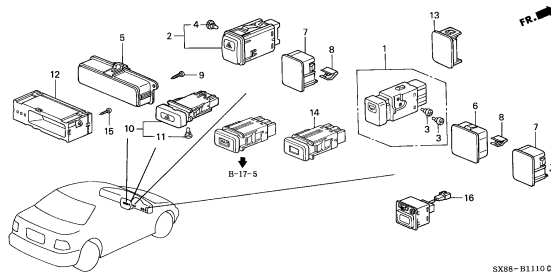
B-11

COMBINATION SWITCH



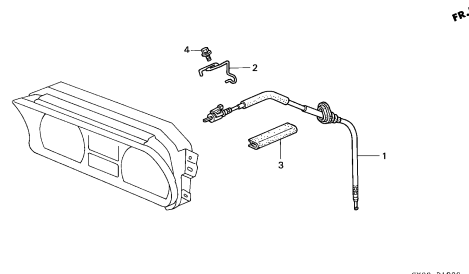
B-11-10

SWITCH



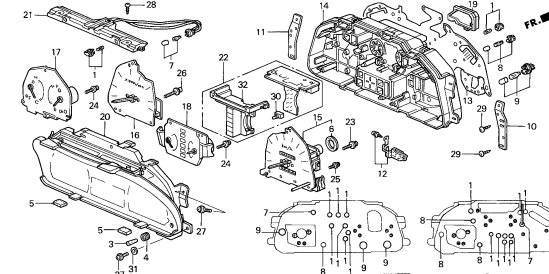
B-12

SPEEDOMETER CABLE



B-12-10

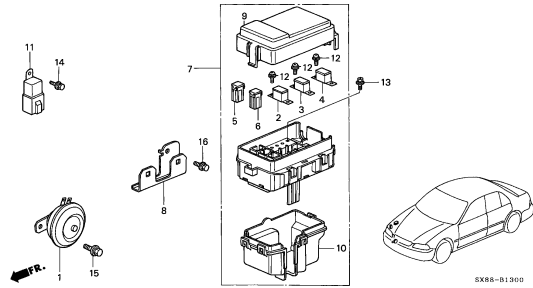
COMBINATION METER COMPONENTS(NS)



ELECTRICAL EQUIPMENTS/EXHAUST/HEATER GROUP

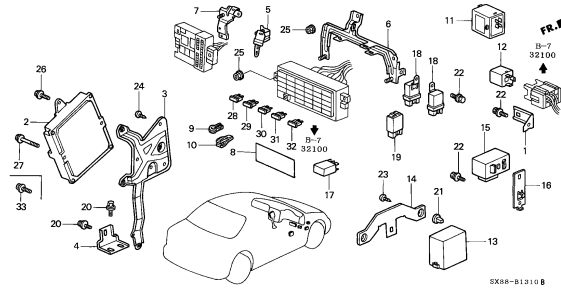
B-13

CONTROL UNIT (ENGINE ROOM)



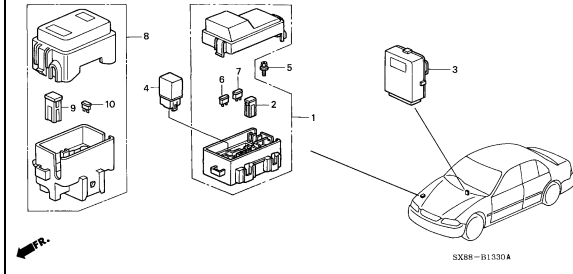
B-13-10

CONTROL UNIT(CABIN)



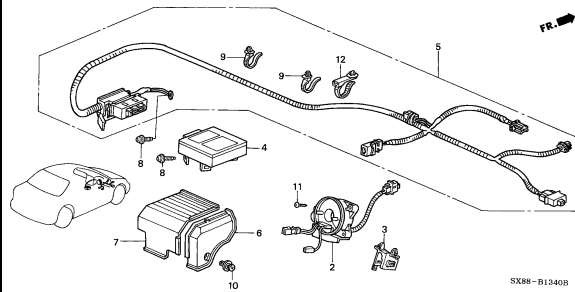
B-13-30

ABS UNIT



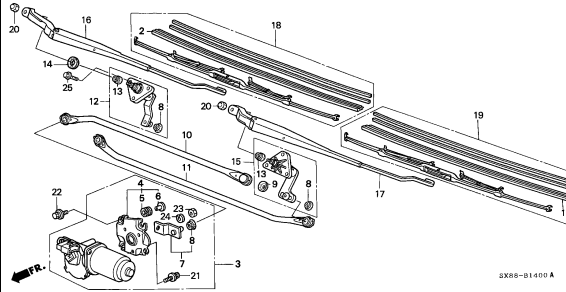
B-13-40

SRS UNIT



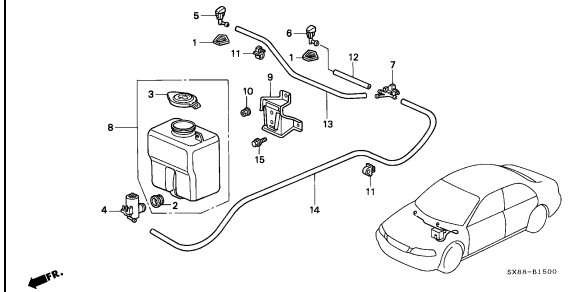
B-14

FRONT WINDSHIELD WIPER



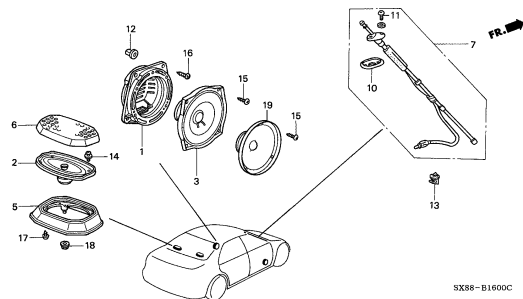
B-15

WINDSHIELD WASHER



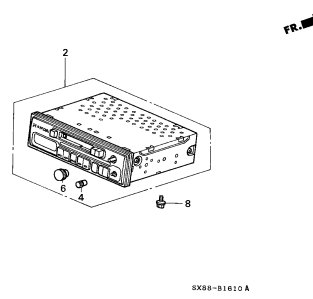
B-16

RADIO ANTENNA/SPEAKER



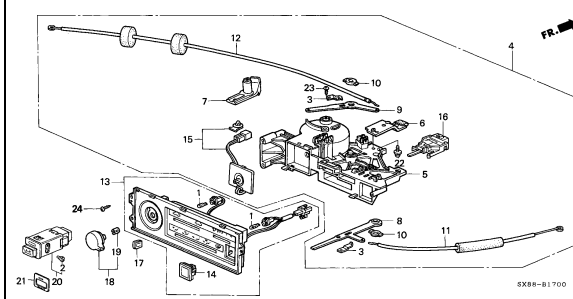
B-16-10

AUTO RADIO



B-17

HEATER CONTROL('96/'98)

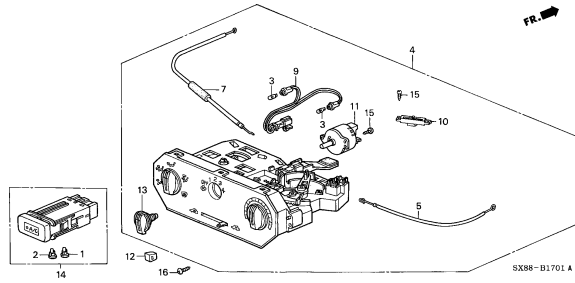


4

ELECTRICAL EQUIPMENTS/EXHAUST/HEATER GROUP

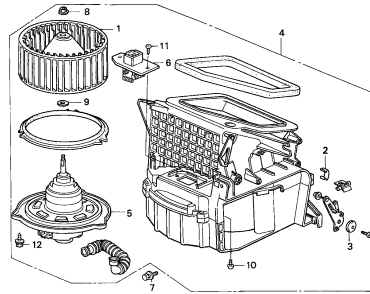
B-17-1

HEATER CONTROL('99/01)



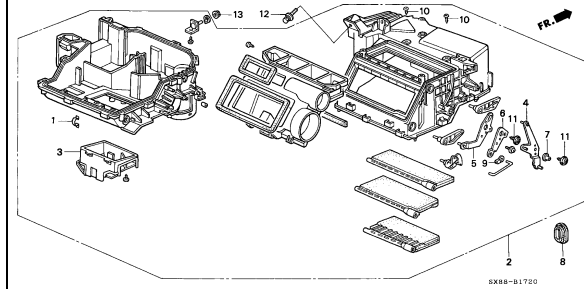
B-17-10

HEATER BLOWER



B-17-20

HEATER UNIT

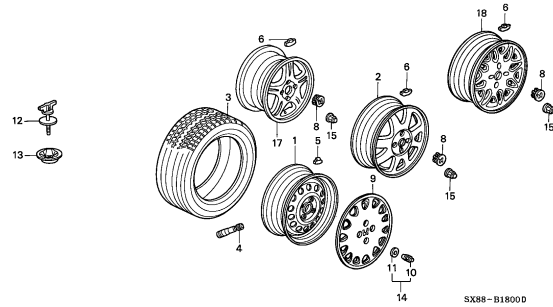


4

STEERING/BRAKE/SUSPENSION GROUP

B-18

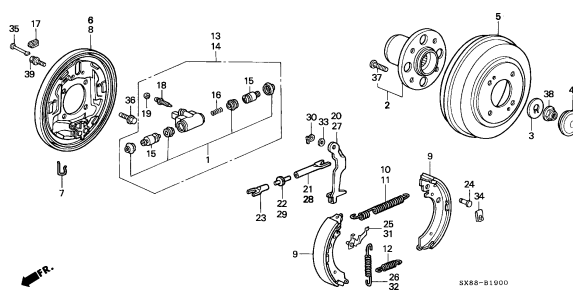
TIRE/WHEEL DISKS



SX88-B1800D

B-19

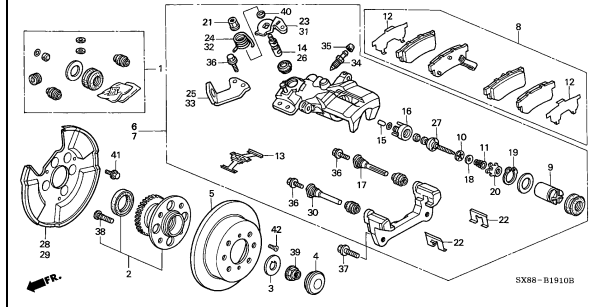
REAR BRAKE(DRUM)



SX88-B1900

B-19-10

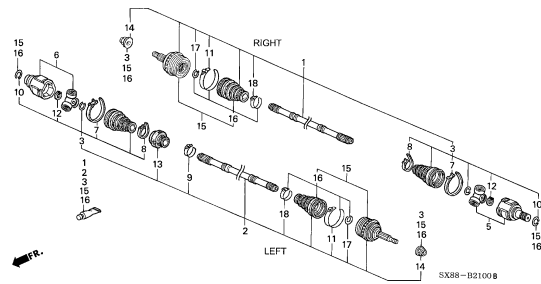
REAR BRAKE(DISK)



SX88-B1910B

B-21

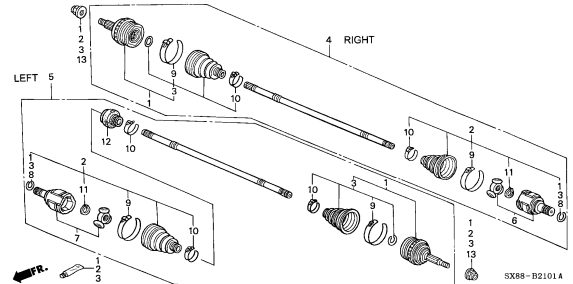
FRONT DRIVESHAFT ('96/'98)



SX88-B2100B

B-21-1

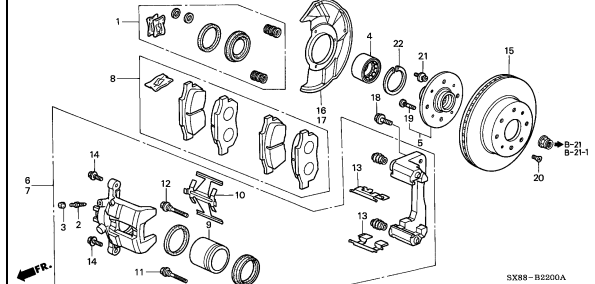
FRONT DRIVESHAFT('99/'01)



SX88-B2101A

B-22

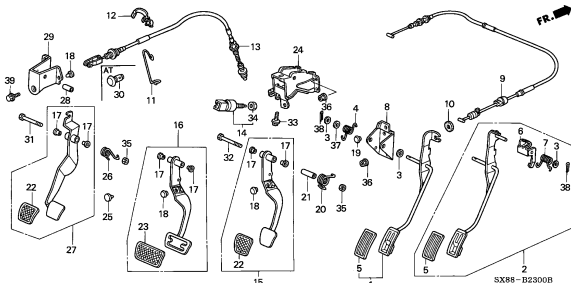
FRONT BRAKE



SX88-B2200A

B-23

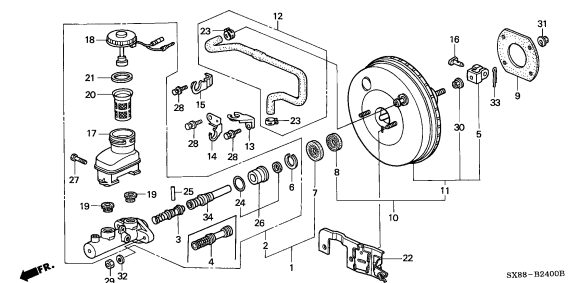
PEDAL



SX88-B2300B

B-24

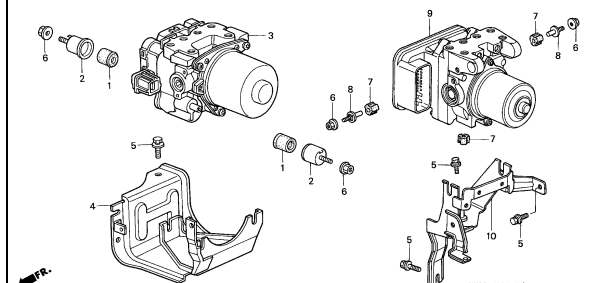
BRAKE MASTER CYLINDER/MASTER POWER



SX88-B2400B

B-24-10

ABS MODULATOR



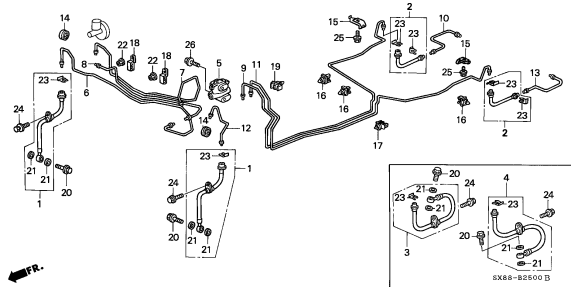
SX89-B2410A

5

STEERING/BRAKE/SUSPENSION GROUP

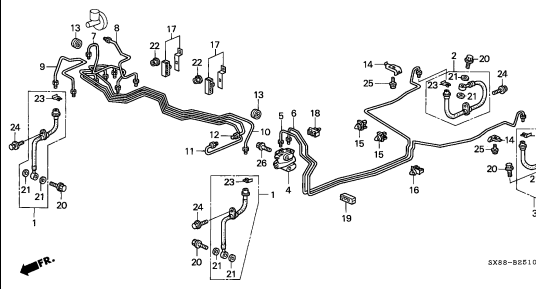
B-25

BRAKE LINES



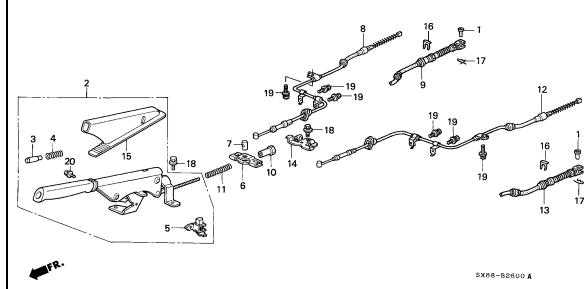
B-25-10

BRAKE LINES(ABS)



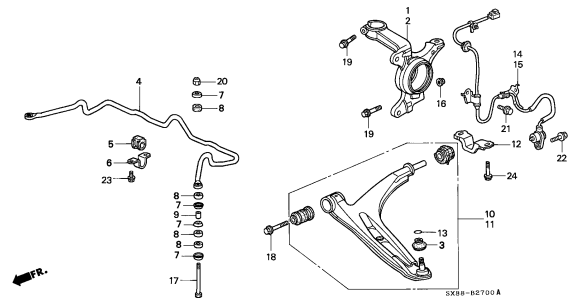
B-26

PARKING BRAKE



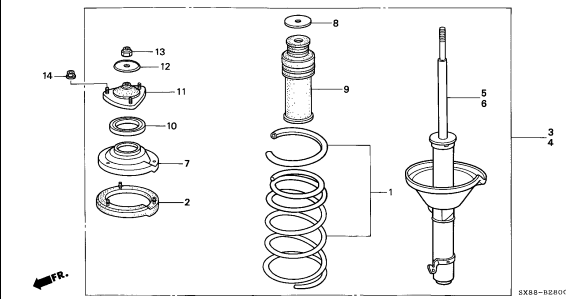
B-27

KNUCKLE/FRONT LOWER ARM



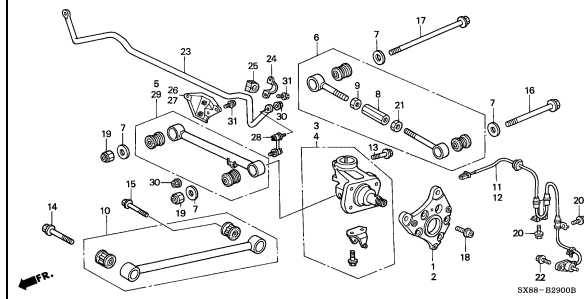
B-28

FRONT SHOCK ABSORBER



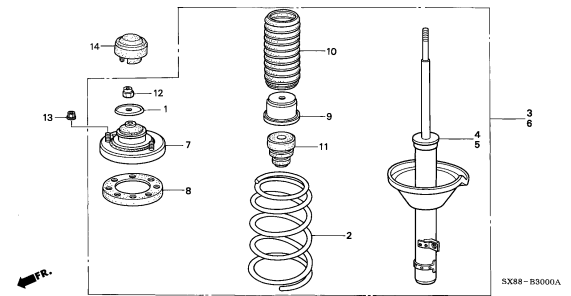
B-29

REAR LOWER ARM



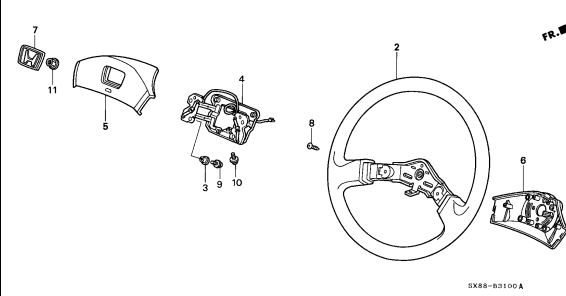
B-30

REAR SHOCK ABSORBER



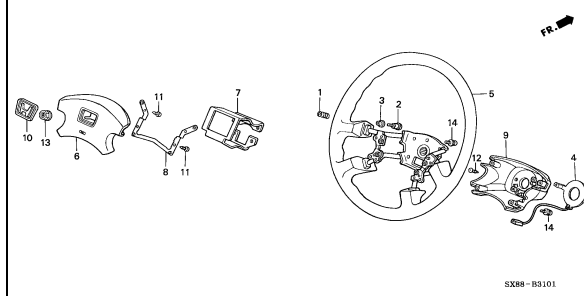
B-31

STEERING WHEEL(1)



B-31-1

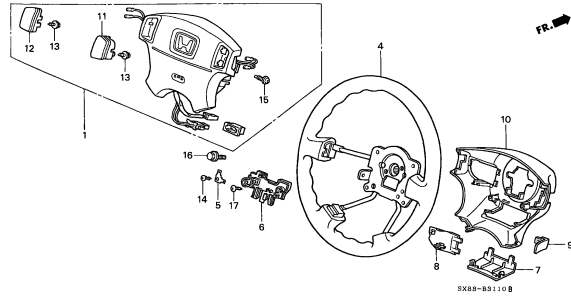
STEERING WHEEL(2)



STEERING/BRAKE/SUSPENSION GROUP

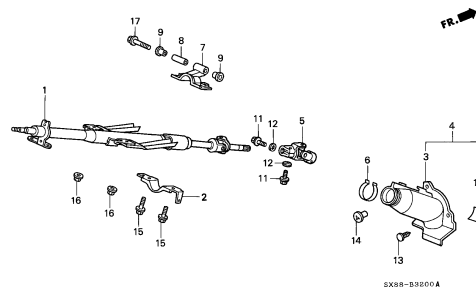
B-31-10

STEERING WHEEL(SRS)



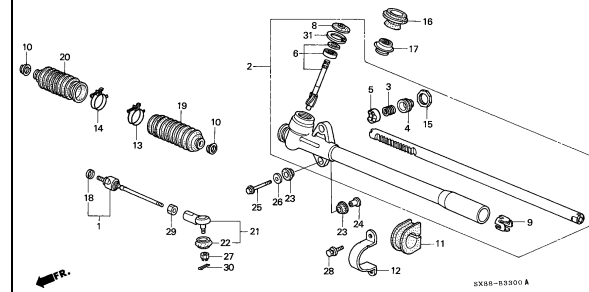
B-32

STEERING COLUMN



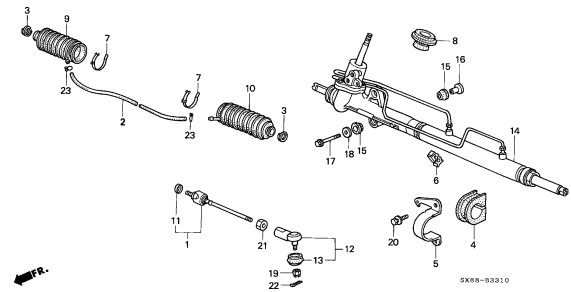
B-33

STEERING GEAR BOX



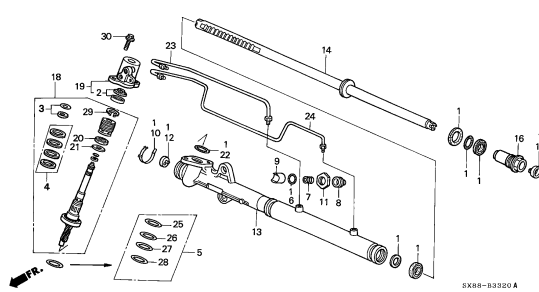
B-33-10

P.S. GEAR BOX



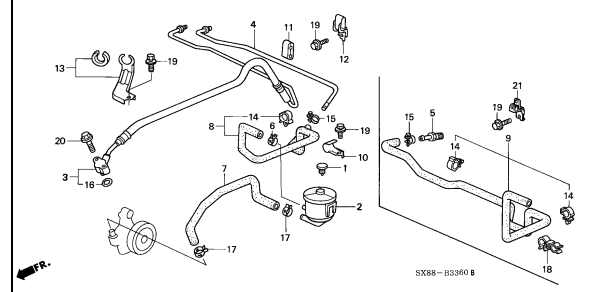
B-33-20

P.S. GEAR BOX COMPONENTS



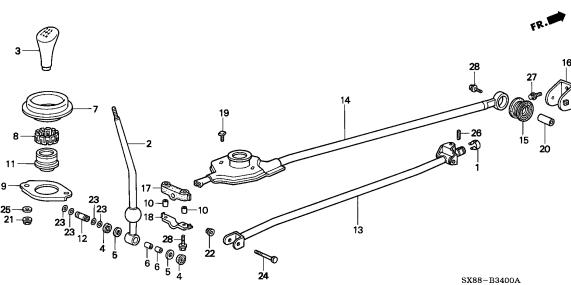
B-33-60

P.S. HOSES/PIPES



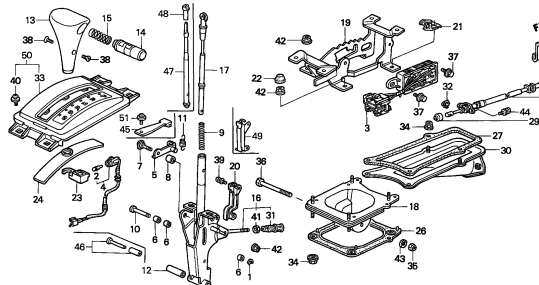
B-34

SHIFT LEVER



B-35

SELECT LEVER

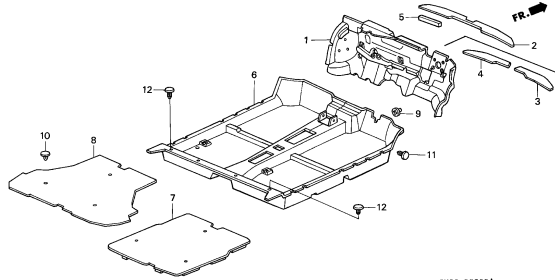


5

UPHOLSTERY GROUP

B-36

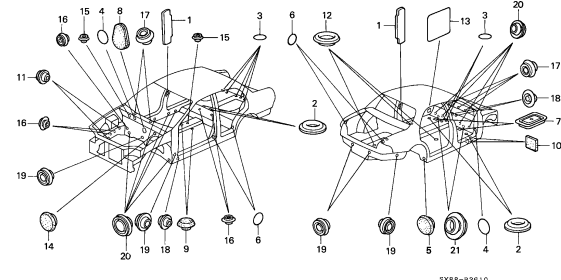
FLOOR MAT



SX88-B3600A

B-36-10

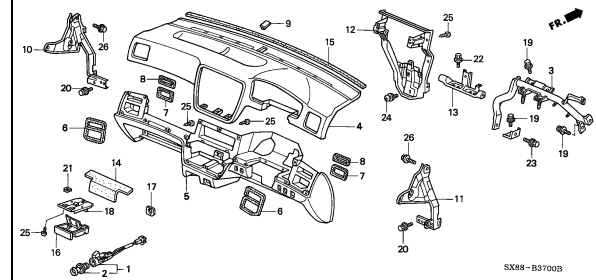
GROMMET



SX88-B3610

B-37

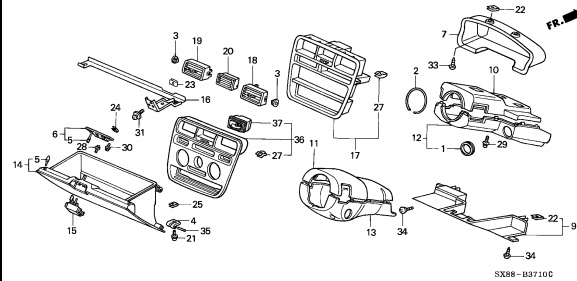
INSTRUMENT PANEL



SX88-B3700B

B-37-10

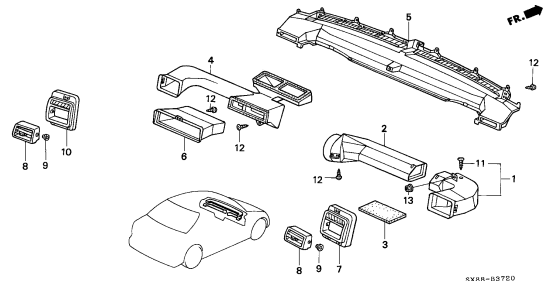
INSTRUMENT PANEL GARNISH



SX88-B3710C

B-37-20

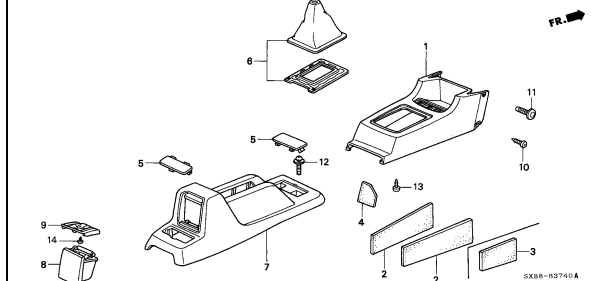
DUCT



SX88-B3720

B-37-40

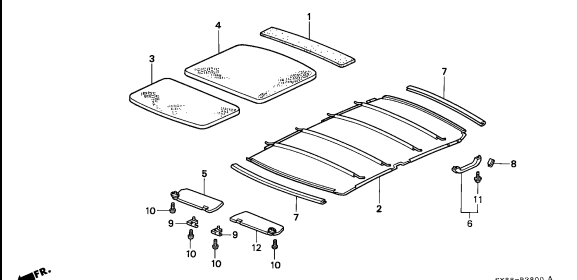
CONSOLE



SX88-B3740A

B-38

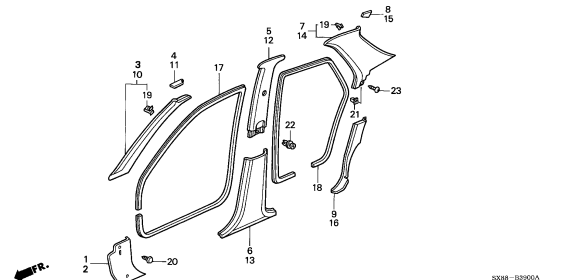
ROOF LINING



SX88-B3800A

B-39

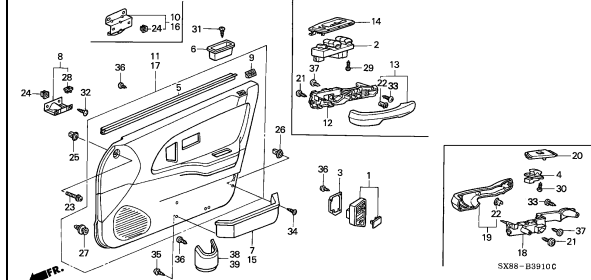
PILLAR GARNISH



SX88-B3900A

B-39-10

FRONT DOOR LINING

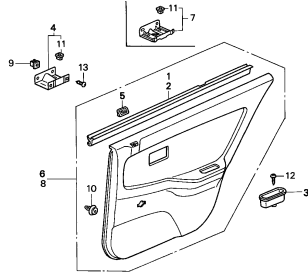


SX88-B3910C

UPHOLSTERY GROUP

B-39-20

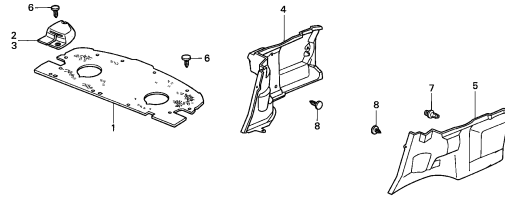
REAR DOOR LINING



SX88-B3920 B

B-39-40

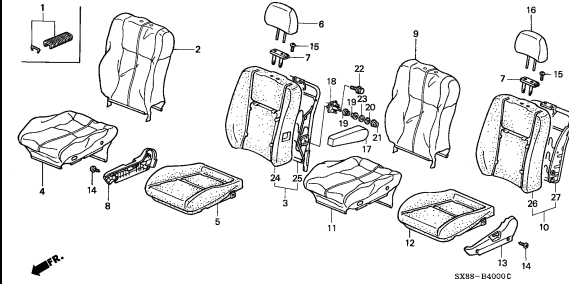
REAR TRAY/TRUNK GARNISH



SX88-B3940 B

B-40

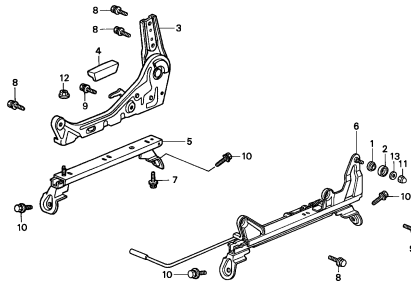
FRONT SEAT



SX88-B4000 C

B-40-10

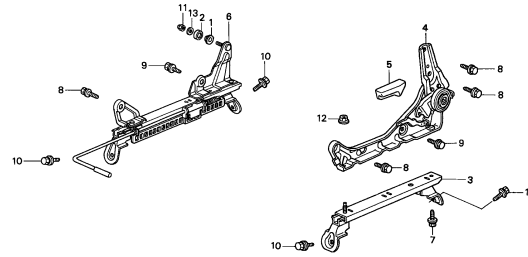
FRONT SEAT COMPONENTS (R.)



SX88-B4010

B-40-20

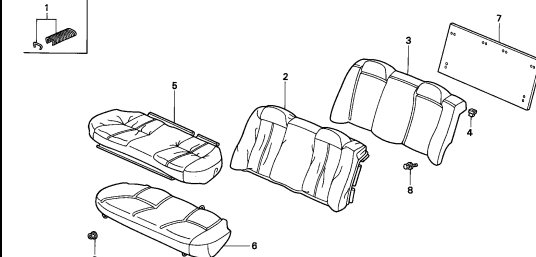
FRONT SEAT COMPONENTS (L.)



SX88-B4020

B-41

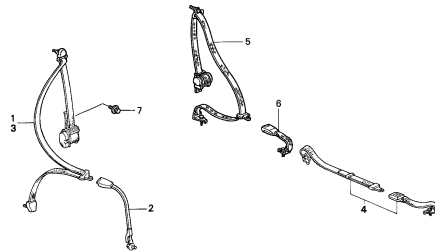
REAR SEAT



SX88-B4100 A

B-41-20

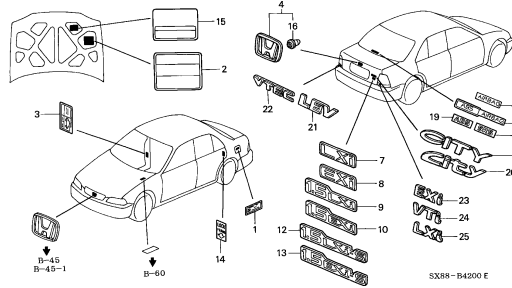
SEATBELTS



SX88-B4120 A

B-42

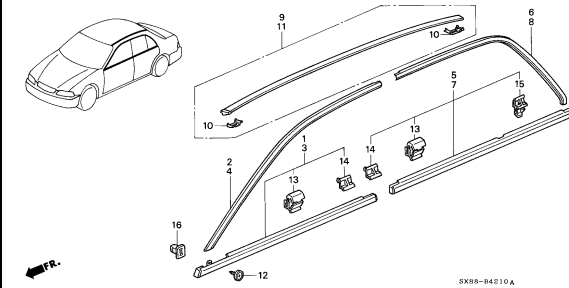
EMBLEMS



SX88-B4200 E

B-42-10

MOLDING



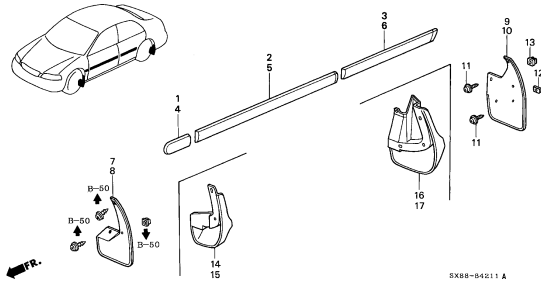
SX88-B4210 A

6

UPHOLSTERY GROUP

B-42-11

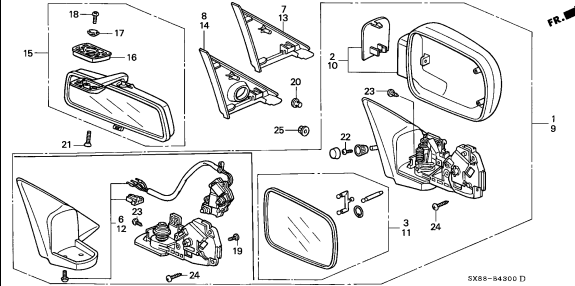
PROTECTOR



SX88-B4211 A

B-43

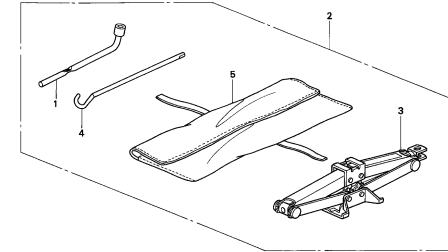
MIRROR



SX88-B4300 D

B-44

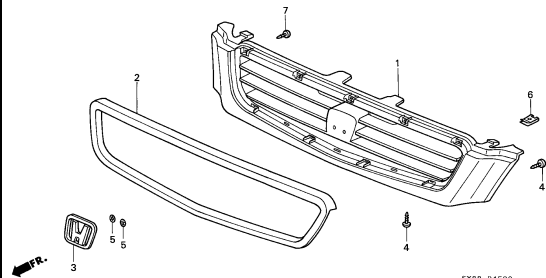
TOOLS/JACK



SX88-B4400

B-45

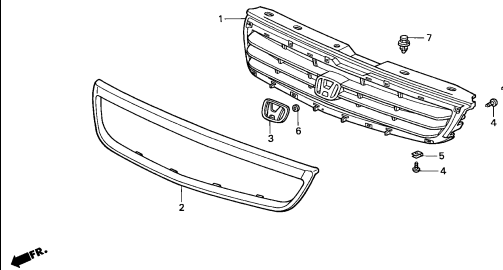
FRONT GRILLE('96/'98)



SX88-B4500

B-45-1

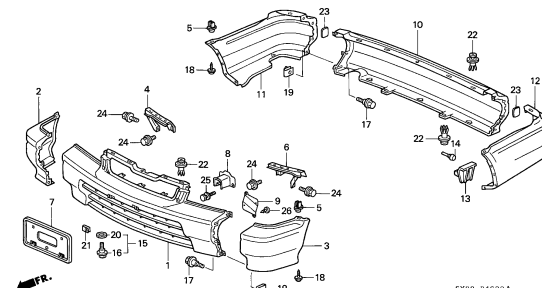
FRONT GRILLE('99/'01)



SX88-B4501

B-46

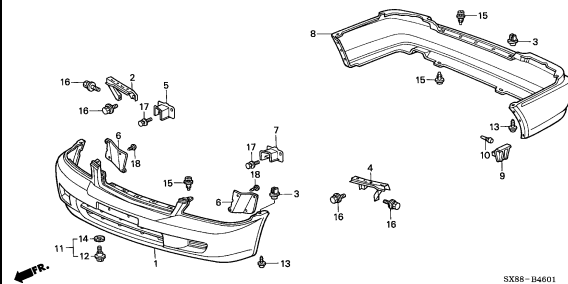
BUMPERS('96/'98)



SX88-B4600 A

B-46-1

BUMPERS('99/'01)

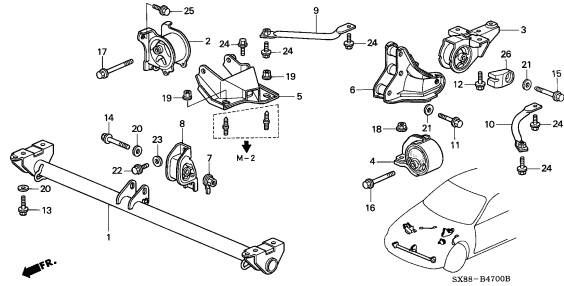


SX88-B4601

BODY PARTS/ACCESSORIES GROUP

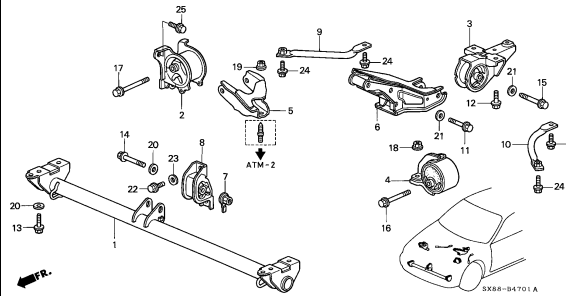
B-47

ENGINE MOUNTS/FRONT BEAM (MT)



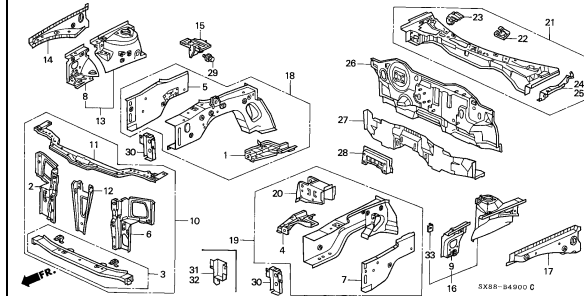
B-47-1

ENGINE MOUNTS/FRONT BEAM (AT)



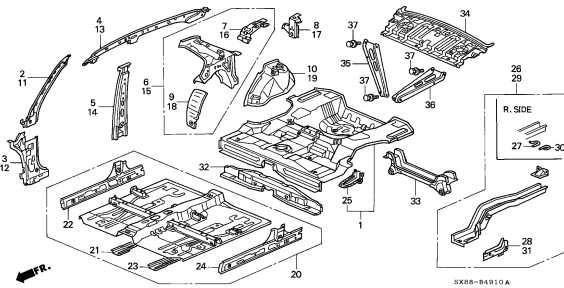
B-49

FRONT BULKHEAD



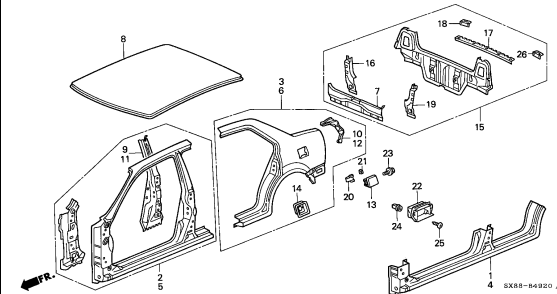
B-49-10

INNER PANELS



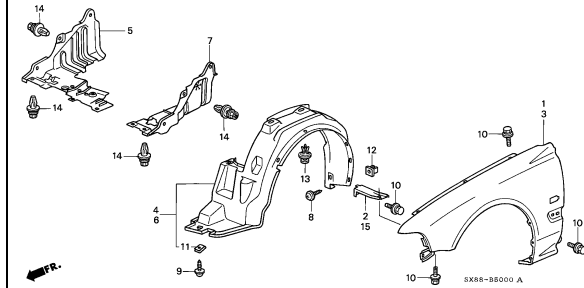
B-49-20

OUTER PANELS



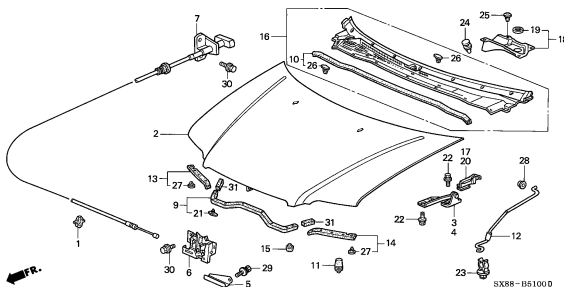
B-50

FRONT FENDERS



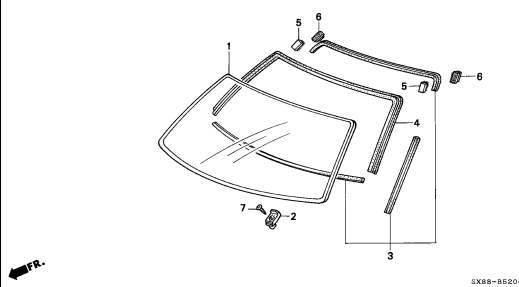
B-51

HOOD



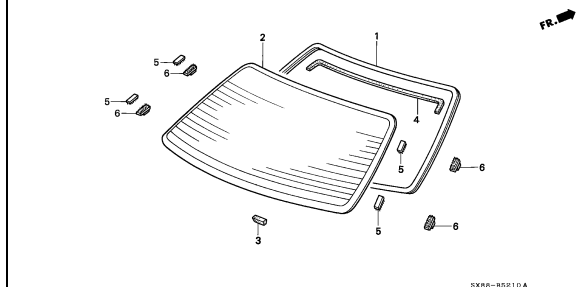
B-52

FRONT WINDSHIELD



B-52-10

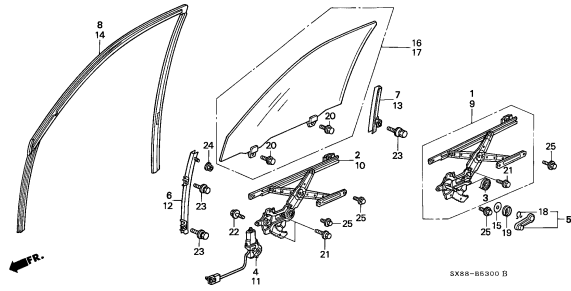
REAR WINDSHIELD



BODY PARTS/ACCESSORIES GROUP

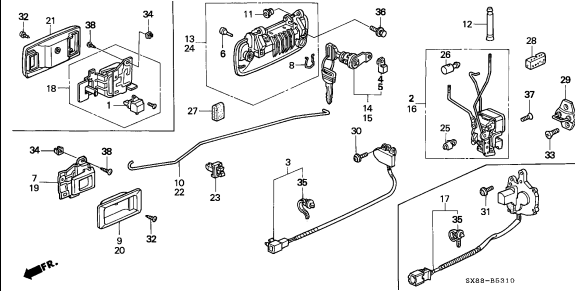
B-53

FRONT DOOR WINDOWS



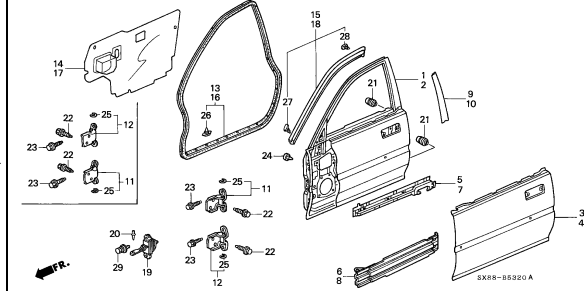
B-53-10

FRONT DOOR LOCKS



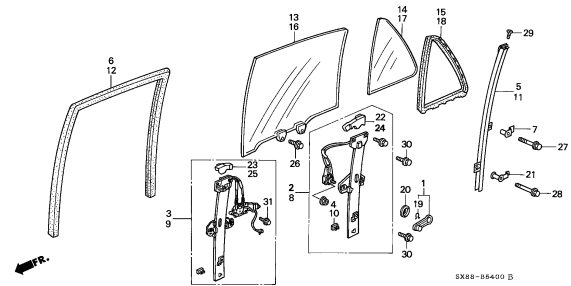
B-53-20

FRONT DOOR PANELS



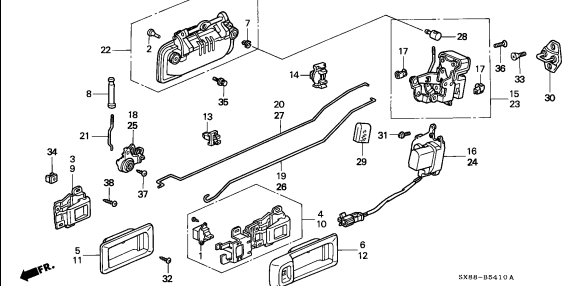
B-54

REAR DOOR WINDOWS



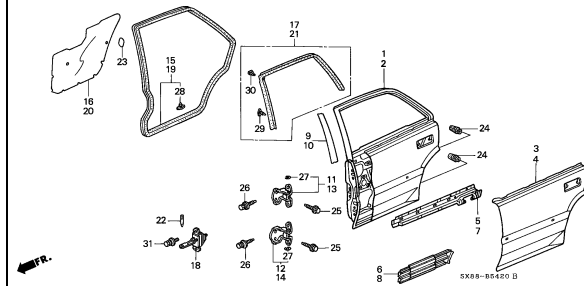
B-54-10

REAR DOOR LOCKS



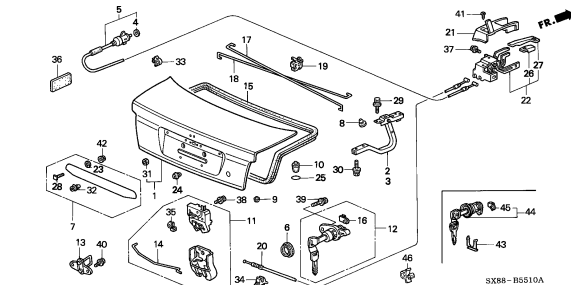
B-54-20

REAR DOOR PANELS



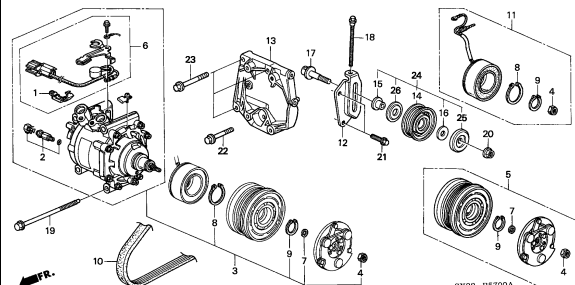
B-55-10

TRUNK LID



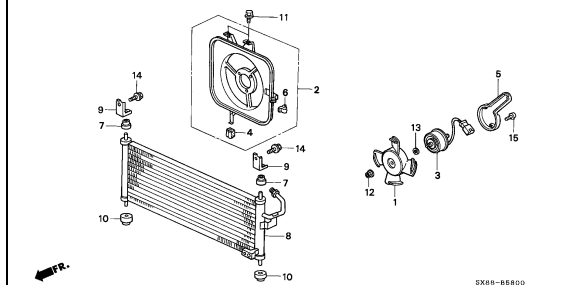
B-57

AIR CONDITIONER (COMPRESSOR)



B-58

AIR CONDITIONER (CONDENSER)

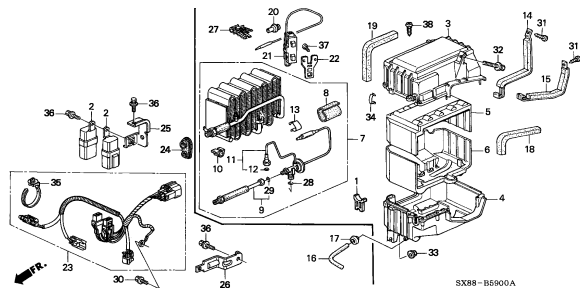


7

BODY PARTS/ACCESSORIES GROUP

B-59

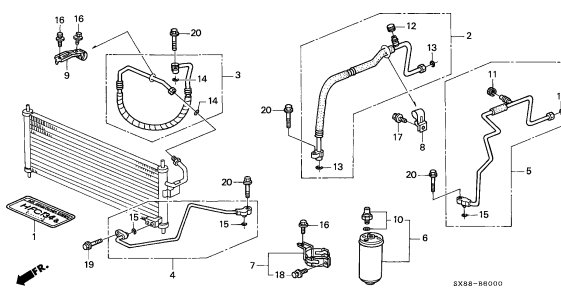
AIR CONDITIONER(UNIT)



SX88-B6900A

B-60

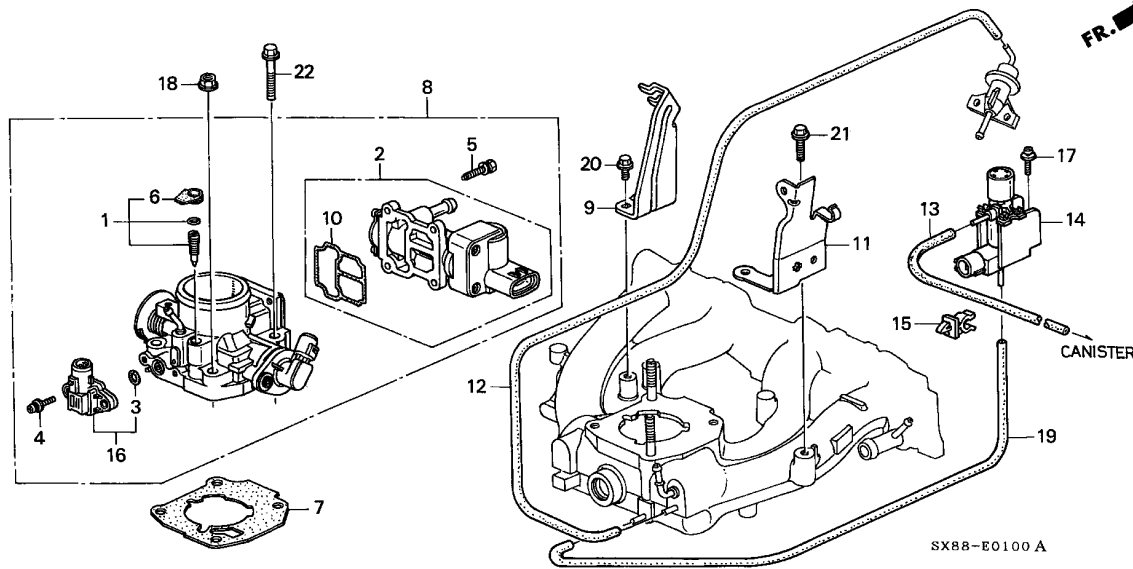
AIR CONDITIONER (HOSES/PIPES)



SX88-B6000

E-1

THROTTLE BODY

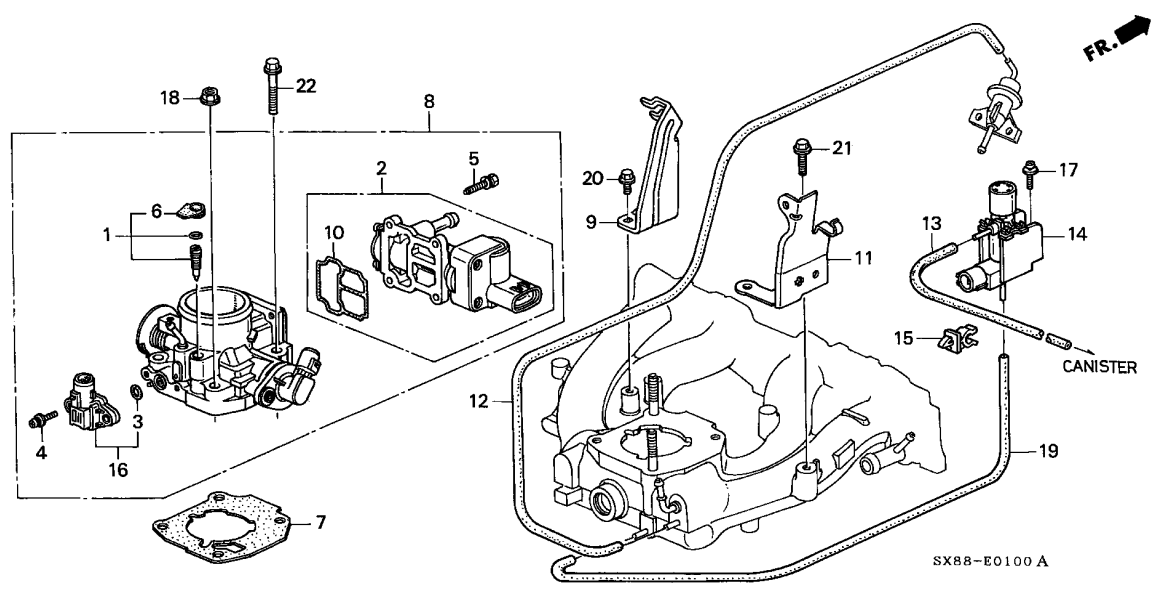


Service item	F.R.T.
SCREW SET	0.2
.SENSOR SET, MAP	
.VALVE ASSY., PURGE CUT	
SOLENOID	
GASKET, THROTTLE BODY	0.5
VALVE SET, ROTARY AIR CONTROL	0.7
THROTTLE BODY ASSY.	1.0

Ref. No.	Part No.	Description	Reqd. QTY								Serial No.	Parts catalogue code
			1996		1998		1999		2001			
			MT	AT	MT	AT	MT	AT	MT	AT		
1	16016-P2A-003	SCREW SET	1	1	1	1	1	1	1	1		
2	16022-P6D-K01	VALVE SET, ROTARY AIR CONTROL	1	1	1	1	1	1	1	1		
3	16075-P07-000	O-RING, 9.8X1.9	1	1	1	1	1	1	1	1		
4	16080-P07-000	SCREW-WASHER, 4X16	2	2	2	2	2	2	2	2		
5	16082-PH9-005	BOLT-WASHER, 5X16	4	4	4	4	4	4	4	4		
6	16097-P2A-003	CAP, SEALING	1	1	1	1	1	1	1	1		
7	16176-P2A-004	GASKET, THROTTLE BODY (NIPPON LEAKLESS)	1	1	1	1	1	1	1	1		
8	16400-P3R-T01	THROTTLE BODY ASSY. (GY25A) -	1	-	-	-	-	-	-	-		
	16400-P3R-T51	THROTTLE BODY ASSY. (GY26A) -	-	1	-	-	-	-	-	-		
	16400-P3S-T01	THROTTLE BODY ASSY. (GY01A) -	-	-	1	-	1	-	1	-		
	16400-P3S-T51	THROTTLE BODY ASSY. (GY02D) -	-	-	-	1	-	1	-	1		
9	16411-P2A-000	STAY, THROTTLE WIRE	1	1	1	1	1	1	1	1		
10	16456-P2A-003	SEAL, ROTARY AIR CONTROL RING	1	1	1	1	1	1	1	1		
11	17202-P2C-G00	STAY COMP., AIR CLEANER	1	1	1	1	1	1	1	1		
12	17416-P3R-T00	TUBE, 3.5X410	1	1	1	1	1	1	1	1		
13	17417-P3R-M00	TUBE, PURGE CONTROL SOLENOID	1	1	-	-	1	-	1	-		
	17417-P3S-T10	-	-	1	1	-	1	-	1		
14	36162-P2Y-G01	VALVE ASSY., PURGE CUT SOLENOID	1	1	1	1	1	1	1	1		T11B, T11C, T2A, T4B, T5B, T5C, T8B, T9B, T9C T10D, T11D, T6D
15	36367-P13-003	CLAMP, TUBE, 7.5	1	1	1	1	1	1	1	1		
16	37830-P0G-S00	SENSOR SET, MAP	1	1	1	1	1	1	1	1		
17	93893-05014-08	SCREW-WASHER, 5X14	1	1	-	1	-	-	-	-		
			-	-	1	-	-	-	-	-		T5B, T5C, T6D

E-1

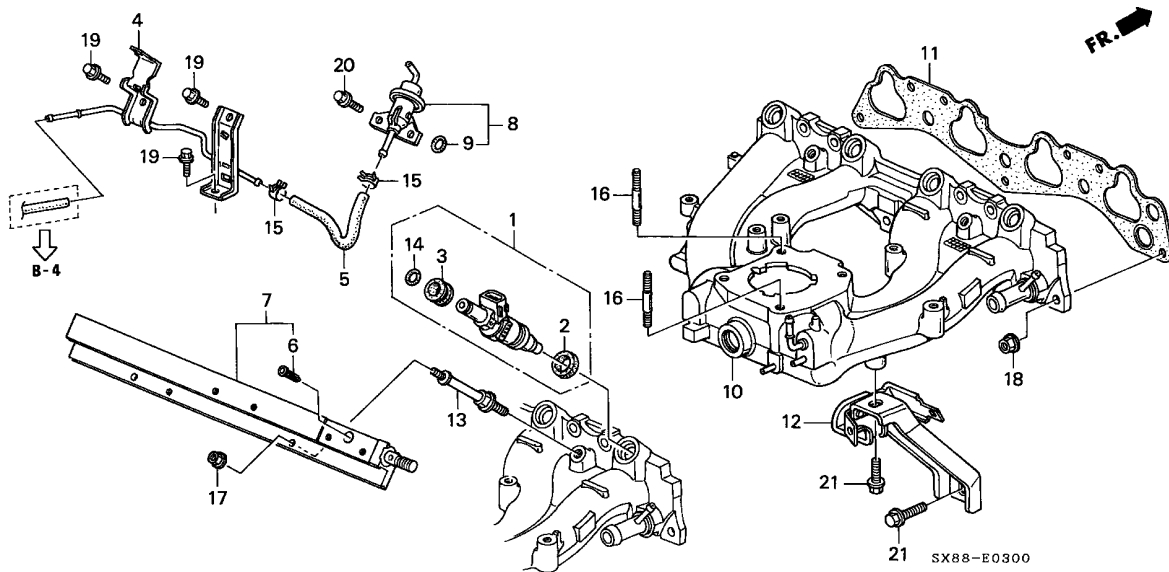
THROTTLE BODY



Ref. No.	Part No.	Description	Reqd. QTY								Serial No.	Parts catalogue code
			1996		1998		1999		2001			
			MT	AT	MT	AT	MT	AT	MT	AT		
17)	93893-05010-08	SCREW-WASHER, 5X10	-	-	1	-	-	-	-	-	-----	T2A
	18	94050-08080 NUT, FLANGE, 8MM	2	2	2	2	2	2	2	2		
	19	95005-35155-10 TUBE, 3.5X155 (95005-35001-10M)	1	1	1	1	1	1	1	1		
	20	95701-06014-08 BOLT, FLANGE, 6X14	2	2	2	2	2	2	2	2		
	21	95701-08016-08 BOLT, FLANGE, 8X16	1	1	1	1	1	1	1	1		
	22	95701-08040-08 BOLT, FLANGE, 8X40	2	2	2	2	2	2	2	2		

E-3

INTAKE MANIFOLD

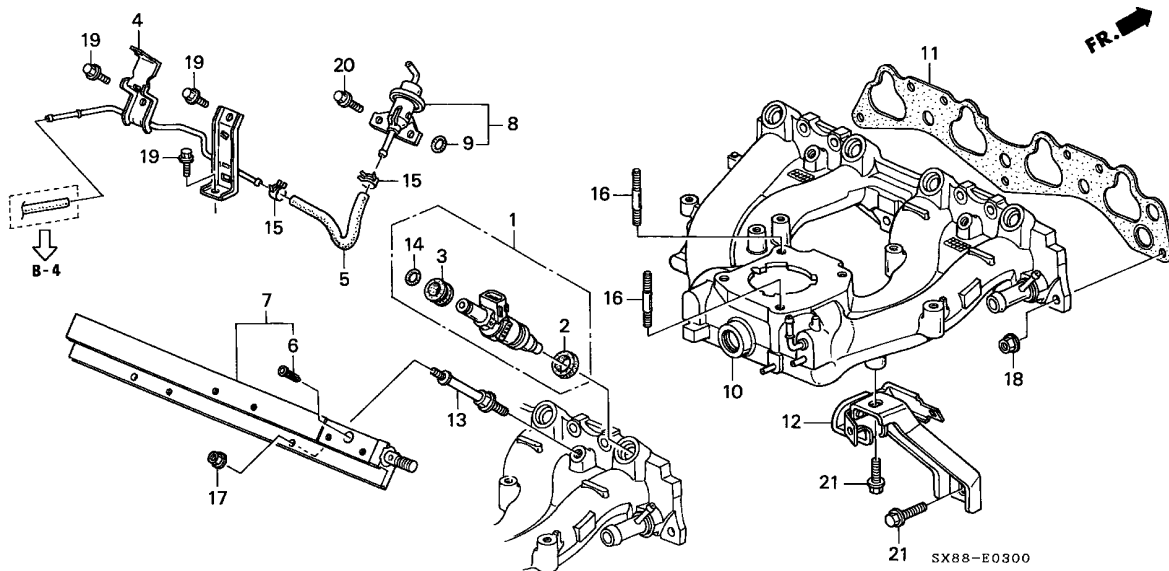


Service item	F.R.T.
REGULATOR ASSY., PRESSURE	0.3
.STAY COMP., INTAKE MANIFOLD	0.4
HOSE, FUEL RETURN	0.4
PACKING SET, INJECTOR	0.6
(SAME TIME FOR TWO UNITS OR MORE)	
.PIPE ASSY., FUEL	1.5
GASKET, INTAKE MANIFOLD	1.5
MANIFOLD COMP., INTAKE	2.6

Ref. No.	Part No.	Description	Reqd. QTY								Serial No.	Parts catalogue code
			1996		1998		1999		2001			
			MT	AT	MT	AT	MT	AT	MT	AT		
1	06164-P2A-000	PACKING SET, INJECTOR	4	4	4	4	4	4	4	4		
2	16472-PH7-003	SEAL RING, INJECTOR (OTSUKA)	4	4	4	4	4	4	4	4		
	16472-POH-A01	SEAL RING, INJECTOR (NOK) ...	4	4	4	4	4	4	4	4		
3	16473-PD6-000	CUSHION RING, INJECTOR (OTSUKA)	4	4	4	4	4	4	4	4		
	16473-P10-A01	CUSHION RING, INJECTOR (NOK)	4	4	4	4	4	4	4	4		
4	16612-P3R-T00	PIPE COMP., FUEL RETURN	1	1	1	1	1	1	1	1		
5	16613-P2A-000	HOSE, FUEL RETURN	1	1	1	1	1	1	1	1		
6	16614-POA-000	MESH, FUEL FILTER	1	1	1	1	1	1	1	-		
7	16620-P2A-000	PIPE ASSY., FUEL	1	1	1	1	1	1	1	1		
8	16740-P2A-003	REGULATOR ASSY., PRESSURE ...	1	1	1	1	1	1	1	1		
9	16741-PG7-005	O-RING, PRESSURE REGULATOR ..	1	1	1	1	1	1	1	1		
10	17100-P3R-T00	MANIFOLD COMP., INTAKE	1	1	1	1	-	-	-	-		
	17100-P3R-T10	-	-	-	-	1	1	1	1		
11	17105-P2A-004	GASKET, INTAKE MANIFOLD (NIPPON LEAKLESS)	1	1	-	-	-	-	-	-		
	17105-P2A-014	-	-	1	1	1	1	1	1		
	17105-P3M-K01	GASKET, INTAKE MANIFOLD	1	1	-	-	-	-	-	-		
12	17132-P3R-T00	STAY COMP., INTAKE MANIFOLD ..	1	1	1	1	1	1	1	1		
13	90027-POA-003	BOLT A, FUEL PIPE	2	2	2	2	2	2	2	2		
14	91301-PM7-003	O-RING, 7.3X2.2(ARAI)	4	4	4	4	4	4	4	4		
15	91406-SL4-931	CLAMP, FUEL HOSE (D10.5)	2	2	2	2	2	2	2	2		
16	92900-08035-1B	BOLT, STUD, 8X35	2	2	2	2	2	2	2	2		
17	94050-06080	NUT, FLANGE, 6MM	2	2	2	2	2	2	2	2		
18	94050-08080	NUT, FLANGE, 8MM	7	7	7	7	7	7	7	7		
19	95701-06012-08	BOLT, FLANGE, 6X12	3	3	3	3	3	3	3	3		

E-3

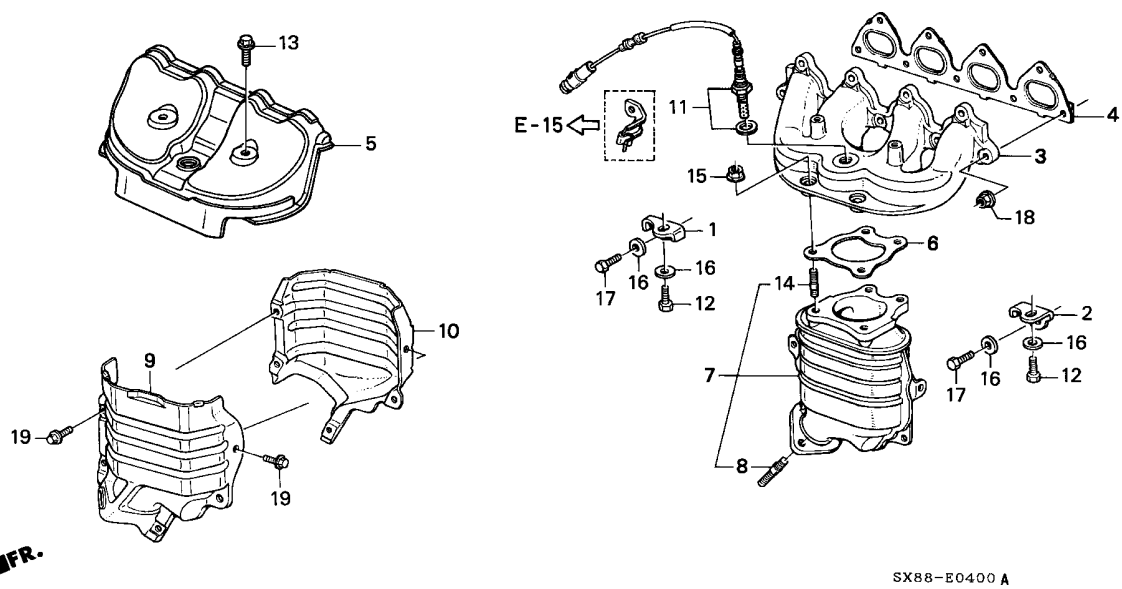
INTAKE MANIFOLD



Ref. No.	Part No.	Description	Reqd. QTY								Serial No.	Parts catalogue code
			1996		1998		1999		2001			
			MT	AT	MT	AT	MT	AT	MT	AT		
20	95701-06014-08	BOLT, FLANGE, 6X14	2	2	2	2	2	2	2	2		
21	95701-08020-08	BOLT, FLANGE, 8X20	2	2	2	2	2	2	2	2		

E-4

EXHAUST MANIFOLD(1)



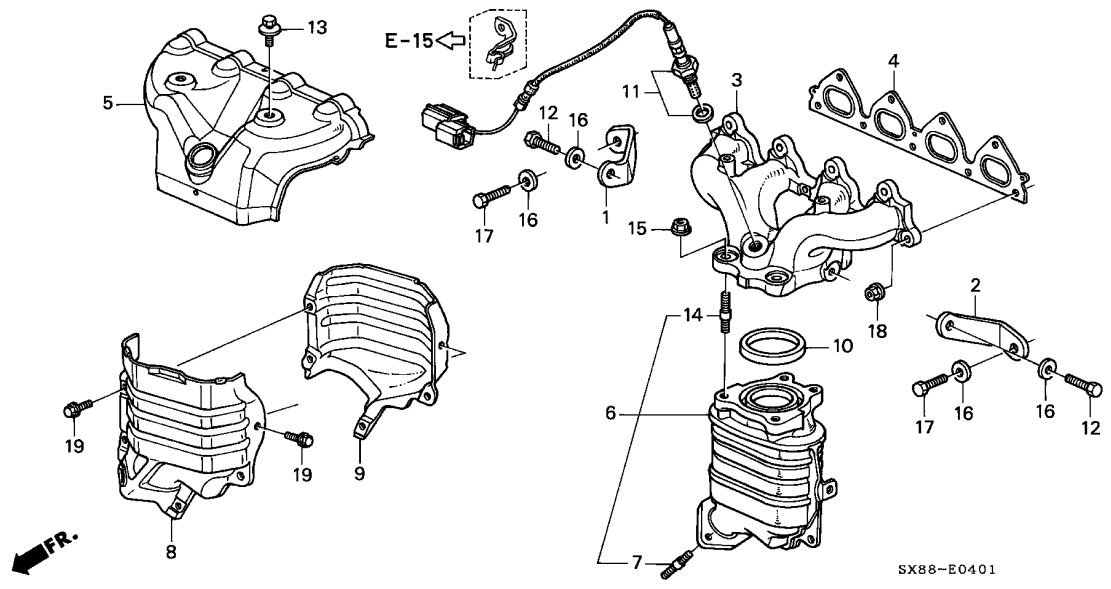
Service item	F.R.T.
COVER, EX. MANIFOLD	0.1
COVER, FR. CONVERTER	0.2
SENSOR, OXYGEN	0.4
CONVERTER COMP.	0.8
.GASKET, EX. MANIFOLD	
MANIFOLD, EX.	1.0

Ref. No.	Part No.	Description	Reqd. QTY								Serial No.	Parts catalogue code
			1996		1998		1999		2001			
			MT	AT	MT	AT	MT	AT	MT	AT		
1	11941-P3R-T00	STAY, R. EX. MANIFOLD	1	1	-	-	-	-	-	-		
2	11942-P3R-T00	STAY, L. EX. MANIFOLD	1	1	-	-	-	-	-	-		
3	18100-P3R-T00	MANIFOLD, EX.	1	1	-	-	-	-	-	-		
4	18115-P2A-003	GASKET, EX. MANIFOLD (NIPPON LEAKLESS)	1	1	-	-	-	-	-	-		
5	18120-P3R-T00	COVER, EX. MANIFOLD	1	1	-	-	-	-	-	-		
6	18153-PM3-003	GASKET, CONVERTER	1	1	-	-	-	-	-	-		
7	18160-P3R-T00	CONVERTER COMP. (TJ340)	1	1	-	-	-	-	-	-		
8	18176-PM3-300	BOLT, CONVERTER STUD	3	3	-	-	-	-	-	-		
9	18182-PM8-A00	COVER, FR. CONVERTER	1	1	-	-	-	-	-	-		
10	18183-PM3-000	COVER, RR. CONVERTER	1	1	-	-	-	-	-	-		
11	36531-P2A-J01	SENSOR, OXYGEN	1	1	-	-	-	-	-	-		
12	90010-657-010	BOLT, SPECIAL, 8X20	2	2	-	-	-	-	-	-		
13	90015-PH7-000	BOLT-WASHER, 8X14	2	2	-	-	-	-	-	-		
14	90065-PC0-000	BOLT, STUD, 10X35.5	4	4	-	-	-	-	-	-		
15	90212-SA5-003	NUT, SELF-LOCK, 10MM	4	4	-	-	-	-	-	-		
16	90451-657-000	WASHER, SPECIAL, 9X24X4	4	4	-	-	-	-	-	-		
17	92101-08020-0H	BOLT, HEX., 8X20	2	2	-	-	-	-	-	-		
18	94050-08080	NUT, FLANGE, 8MM	9	9	-	-	-	-	-	-		
19	95701-06010-08	BOLT, FLANGE, 6X10	5	5	-	-	-	-	-	-		

2

E-4-1

EXHAUST MANIFOLD(2)



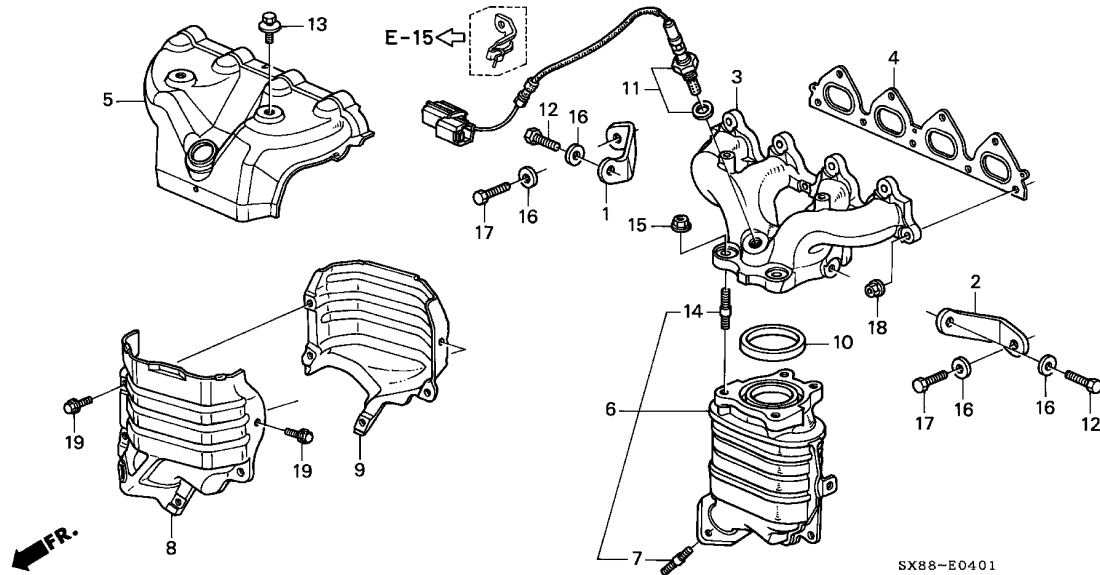
Service item	F.R.T.
COVER, EX. MANIFOLD	0.1
COVER, FR. CONVERTER	0.2
SENSOR, OXYGEN	0.4
CONVERTER COMP.	0.8
.GASKET, EX. MANIFOLD	1.0
MANIFOLD, EX.	1.0



Ref. No.	Part No.	Description	Reqd. QTY								Serial No.	Parts catalogue code
			1996		1998		1999		2001			
			MT	AT	MT	AT	MT	AT	MT	AT		
1	11941-P3S-T00	STAY, R. EX. MANIFOLD	-	-	1	1	-	-	-	-		
2	11942-P3S-T00	STAY, L. EX. MANIFOLD	-	-	1	1	-	-	-	-		T2A,T4B,T8B
3	18100-P3S-T00	MANIFOLD, EX.	-	-	1	1	-	-	-	-		T2A,T4B,T8B
4	18115-P2A-003	GASKET, EX. MANIFOLD (NIPPON LEAKLESS)	-	-	-	-	1	1	1	1		T2A,T4B,T8B
5	18120-P3S-T00	COVER, EX. MANIFOLD	-	-	1	1	-	-	-	-		T2A,T4B,T8B
6	18160-P3S-T00	CONVERTER COMP. (TJ344)	-	-	1	1	-	-	-	-		T2A,T4B,T8B
7	18176-PM3-300	BOLT, CONVERTER STUD	-	-	3	3	-	-	-	-		T2A,T4B,T8B
8	18182-PM8-A00	COVER, FR. CONVERTER	-	-	1	1	-	-	-	-		T2A,T4B,T8B
9	18183-PM3-000	COVER, RR. CONVERTER	-	-	1	1	-	-	-	-		T2A,T4B,T8B
10	18302-SP0-003	GASKET, EX. PIPE	-	-	1	1	-	-	-	-		T2A,T4B,T8B
11	36531-P2A-J02	SENSOR, OXYGEN	-	-	1	1	-	-	-	-		T2A,T4B,T8B
12	90010-657-010	BOLT, SPECIAL, 8X20	-	-	2	2	-	-	-	-		T2A,T4B,T8B
13	90015-PH7-000	BOLT-WASHER, 8X14	-	-	2	2	-	-	-	-		T2A,T4B,T8B

E-4-1

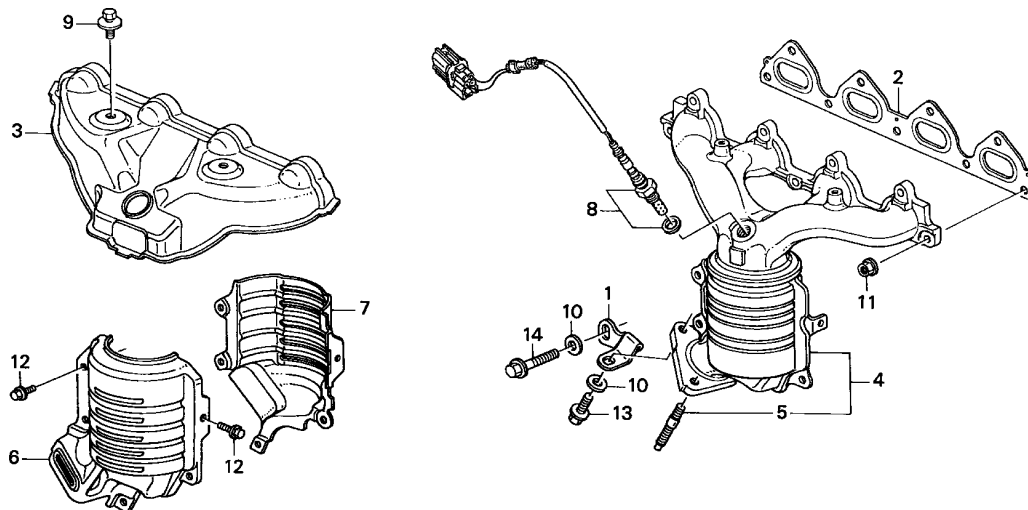
EXHAUST MANIFOLD(2)



Ref. No.	Part No.	Description	Reqd. QTY								Serial No.	Parts catalogue code
			1996		1998		1999		2001			
			MT	AT	MT	AT	MT	AT	MT	AT		
14	90065-PC0-000	BOLT, STUD, 10X35.5	-	-	4	4	-	-	-	-		
15	90212-SA5-003	NUT, SELF-LOCK, 10MM	-	-	4	4	-	4	4	4	-----	----- T2A,T4B,T8B
16	90451-657-000	WASHER, SPECIAL, 9X24X4	-	-	4	4	-	-	-	-	-----	----- T2A,T4B,T8B
17	92101-08020-0H	BOLT, HEX., 8X20	-	-	2	2	-	-	-	-	-----	----- T2A,T4B,T8B
18	94050-08080	NUT, FLANGE, 8MM	-	-	9	9	-	2	2	2	-----	----- T2A,T4B,T8B
19	95701-06010-08	BOLT, FLANGE, 6X10	-	-	5	5	-	9	9	9	-----	----- T2A,T4B,T8B
			-	-	-	-	5	5	5	5	-----	----- T2A,T4B,T8B

E-4-2

EXHAUST MANIFOLD(3)



SX88-E0402

Service item	F.R.T.
COVER, EX. MANIFOLD	0.1
COVER, FR. CONVERTER	0.2
SENSOR, OXYGEN	0.4
GASKET, EX. MANIFOLD	0.8
CONVERTER COMP.	0.9

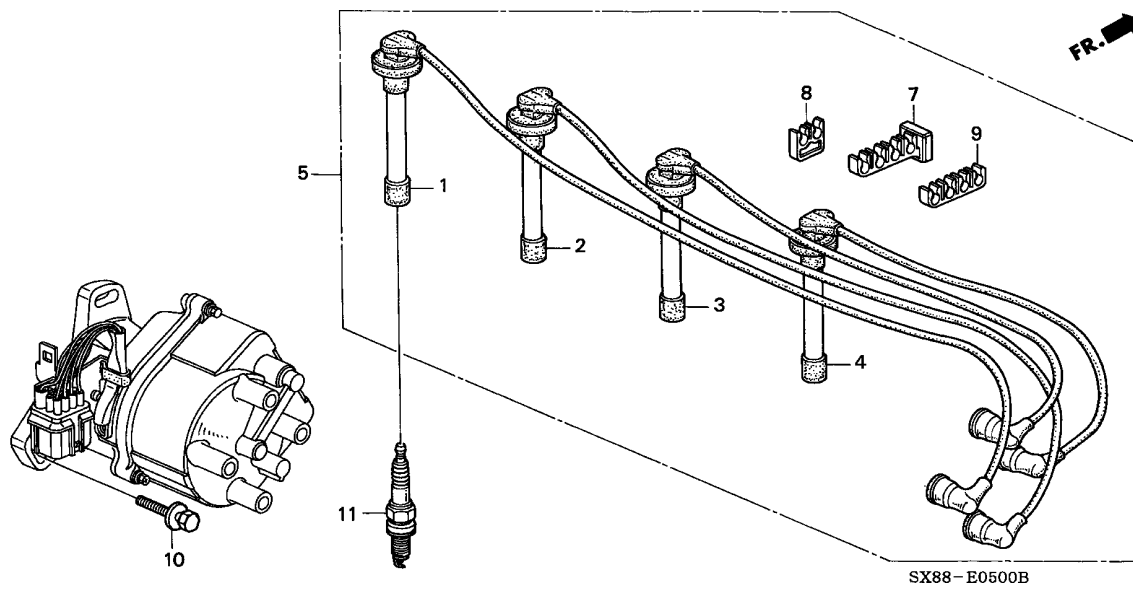


Ref. No.	Part No.	Description	Reqd. QTY								Serial No.	Parts catalogue code
			1996		1998		1999		2001			
			MT	AT	MT	AT	MT	AT	MT	AT		
1	11941-P2A-000	STAY, MANIFOLD CONVERTER	-	-	-	-	1	1	1	1	-----	T11B,T11C,T11D
2	18115-P2A-003	GASKET, EX. MANIFOLD (NIPPON LEAKLESS)	-	-	-	-	1	1	1	1	-----	T11B,T11C,T11D
3	18120-P2A-000	COVER, EX. MANIFOLD	-	-	-	-	1	1	1	1	-----	T11B,T11C,T11D
4	18160-PJT-T01	CONVERTER COMP.	-	-	-	-	1	1	1	1	-----	T11B,T11C,T11D
5	18176-PM3-300	BOLT, CONVERTER STUD	-	-	-	-	3	3	3	3	-----	T11B,T11C,T11D
6	18182-P2Y-G00	COVER, FR. CONVERTER	-	-	-	-	1	1	1	1	-----	T11B,T11C,T11D
7	18183-P2A-J00	COVER, RR. CONVERTER	-	-	-	-	1	1	1	1	-----	T11B,T11C,T11D
8	36531-PJT-T01	SENSOR, OXYGEN	-	-	-	-	1	1	1	1	-----	T11B,T11C,T11D
9	90015-PH7-000	BOLT-WASHER, 8X14	-	-	-	-	2	2	2	2	-----	T11B,T11C,T11D
10	90451-P13-000	WASHER, SPECIAL, 11X24	-	-	-	-	2	2	2	2	-----	T11B,T11C,T11D
11	94050-08080	NUT, FLANGE, 8MM	-	-	-	-	9	9	9	9	-----	T11B,T11C,T11D
12	95701-06010-08	BOLT, FLANGE, 6X10	-	-	-	-	5	5	5	5	-----	T11B,T11C,T11D
13	95701-10020-08	BOLT, FLANGE, 10X20	-	-	-	-	1	1	1	1	-----	T11B,T11C,T11D
14	95701-10035-08	BOLT, FLANGE, 10X35	-	-	-	-	1	1	1	1	-----	T11B,T11C,T11D

E-5

HIGH TENSION CORD/PLUG

2

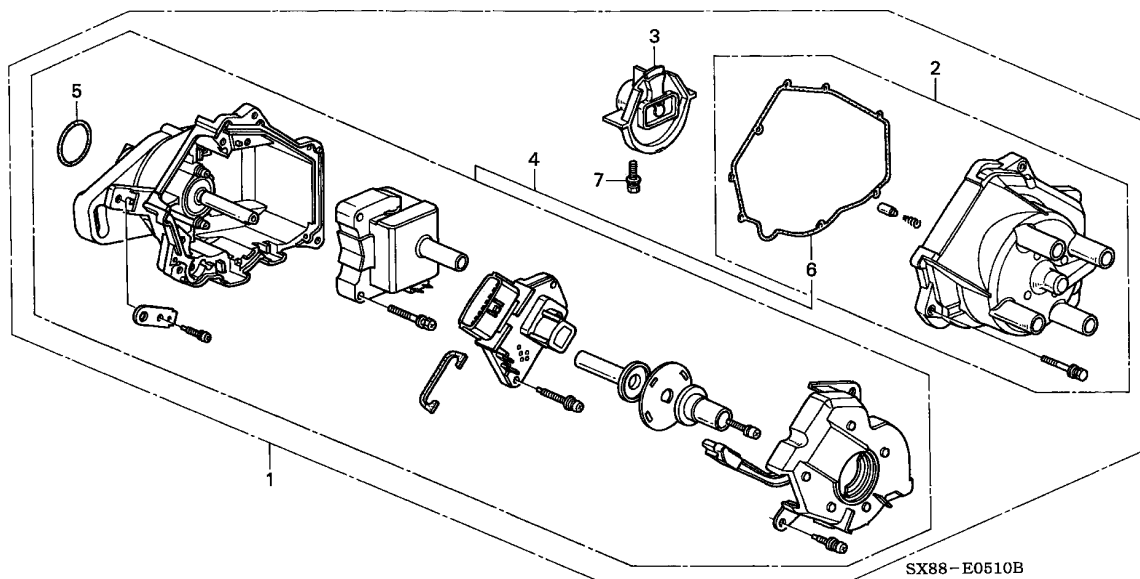


Service item	F.R.T.
CLAMP A, HIGH TENSION CORD ...	0.1
CORD COMP., HIGH TENSION	0.2
.CORD COMP., RESISTANCE (SAME TIME FOR TWO UNITS OR MORE)	

Ref. No.	Part No.	Description	Reqd. QTY								Serial No.	Parts catalogue code
			1996		1998		1999		2001			
			MT	AT	MT	AT	MT	AT	MT	AT		
1	32701-P3R-T00	CORD COMP., RESISTANCE (NO.1) (THAI)	1	1	1	1	1	1	1	1		
2	32702-P3R-T00	CORD COMP., RESISTANCE (NO.2) (THAI)	1	1	1	1	1	1	1	1		
3	32703-P3R-T00	CORD COMP., RESISTANCE (NO.3) (THAI)	1	1	1	1	1	1	1	1		
4	32704-P3R-T00	CORD COMP., RESISTANCE (NO.4) (THAI)	1	1	1	1	1	1	1	1		
5	32722-P3R-T00	CORD COMP., HIGH TENSION (THAI)	1	1	1	1	1	1	1	1		
7	32765-P07-000	CLAMP A, HIGH TENSION CORD ..	1	1	1	1	1	1	1	1		
8	32766-P07-000	CLAMP B, HIGH TENSION CORD ..	1	1	1	1	1	1	1	1		
9	32767-PT0-000	GROMMET, HIGH TENSION CORD ..	1	1	1	1	1	1	1	1		
10	90003-P01-000	BOLT-WASHER, 8X28	2	2	2	2	-	-	-	-		
			-	-	-	-	2	2	2	2		T2A,T4B,T8B
			-	-	-	-	3	3	3	3		T11B,T11C,T11D
11	98079-5514E	PLUG, SPARK (BKR5E-11) (NGK) -	4	4	4	4	4	4	-	-		T2A,T4B,T8B
	98079-5514P	PLUG, SPARK (ZFR5J-11) (NGK) -	-	-	-	-	-	-	4	4		T11B,T11C,T11D
	98079-5515G	PLUG, SPARK (KJ16CR-L11) (DENSO)	-	-	-	-	-	-	4	4		T11B,T11C,T11D
	98079-5614E	PLUG, SPARK (BKR6E-11) (NGK) -	(4)	(4)	(4)	(4)	(4)	(4)	-	-		T2A,T4B,T8B
	98079-5615E	PLUG, SPARK (K20PR-U11) (DENSO)	(4)	(4)	(4)	(4)	(4)	(4)	-	-		T2A,T4B,T8B
	98079-5614P	PLUG, SPARK (ZFR6J-11) (NGK) -	-	-	-	-	-	-	(4)	(4)		T11B,T11C,T11D
	98079-5615G	PLUG, SPARK (KJ20CR-L11) (DENSO)	-	-	-	-	-	-	(4)	(4)		T11B,T11C,T11D

E-5-10

DISTRIBUTOR(HITACHI)



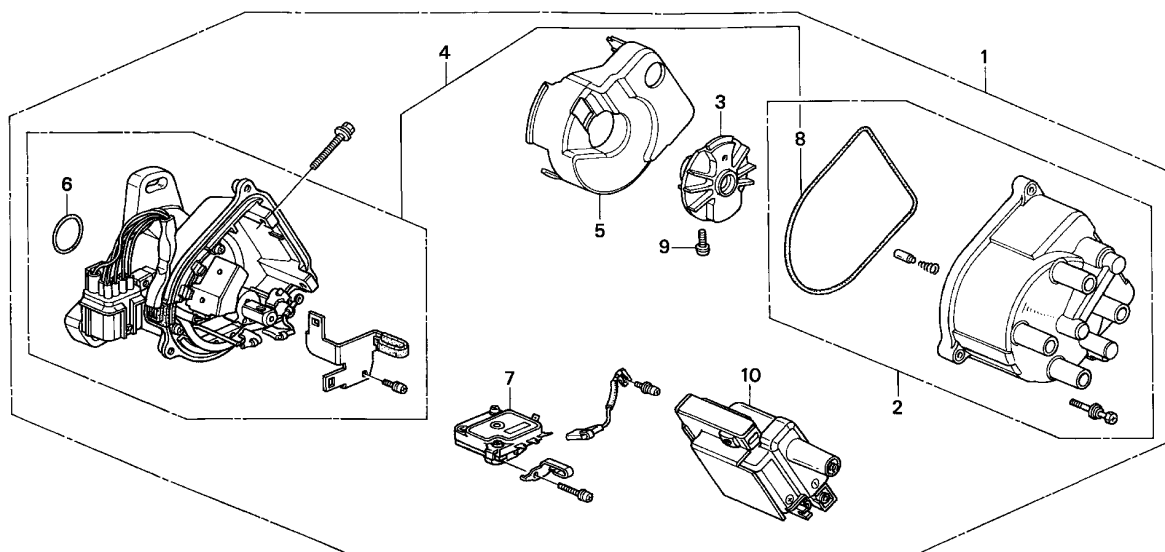
Service item	F.R.T.
CAP ASSY.	0.2
.PACKING A	
HEAD, ROTOR	0.3
.O-RING	
DISTRIBUTOR ASSY.	0.4
HOUSING COMP., DISTRIBUTOR ...	0.5



Ref. No.	Part No.	Description	Reqd. QTY								Serial No.	Parts catalogue code
			1996		1998		1999		2001			
			MT	AT	MT	AT	MT	AT	MT	AT		
1	30100-P3R-T01	DISTRIBUTOR ASSY. (D4T94-04A) (HITACHI)	1	1	1	1	-	-	-	-		
2	30102-P2A-J01	CAP ASSY.	1	1	1	1	-	1	1	1	-----	T2A,T4B,T8B
3	30103-P2A-J01	HEAD, ROTOR	-	-	-	-	1	1	1	1	-----	T2A,T4B,T8B
4	30105-P3R-T01	HOUSING COMP., DISTRIBUTOR ..	1	1	1	1	-	-	-	-	-----	T2A,T4B,T8B
5	30110-PC6-005	O-RING	1	1	1	1	-	1	1	1	-----	T2A,T4B,T8B
6	30132-P2A-J01	PACKING A	1	1	1	1	-	-	-	-	-----	T2A,T4B,T8B
7	30135-POA-A01	BOLT-WASHER, 5X14	1	1	1	1	-	1	1	1	-----	T2A,T4B,T8B
			-	-	-	-	1	1	1	1	-----	T2A,T4B,T8B

E-5-11

DISTRIBUTOR(TEC)



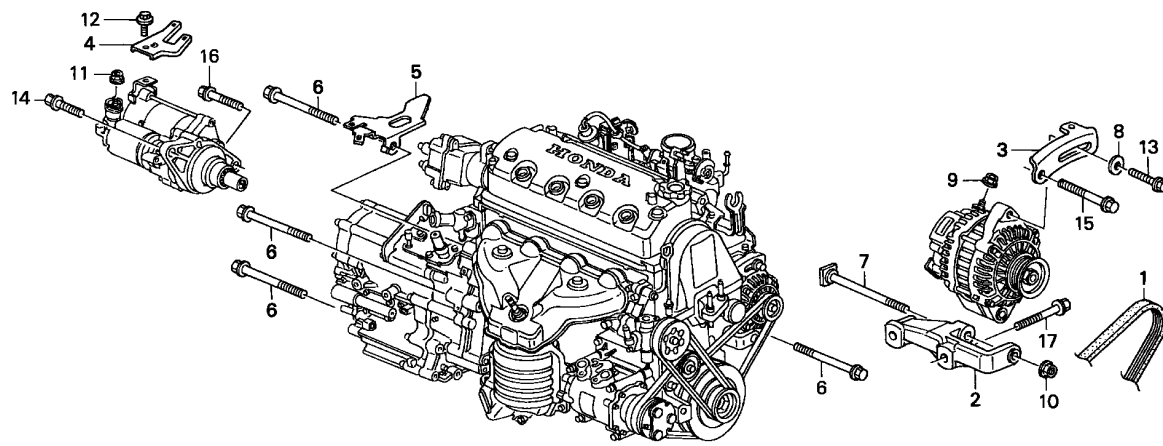
SX88-E0511

Service item	F.R.T.
CAP ASSY.	0.2
.PACKING, CAP	
HEAD ASSY., ROTOR	0.3
COIL ASSY., IGNITION	0.4
.DISTRIBUTOR ASSY.	
.IGNITER UNIT	
.O-RING, 26.4X3.1	
HOUSING COMP., DISTRIBUTOR ...	0.7

Ref. No.	Part No.	Description	Reqd. QTY								Serial No.	Parts catalogue code
			1996		1998		1999		2001			
			MT	AT	MT	AT	MT	AT	MT	AT		
1	30100-PEL-J01	DISTRIBUTOR ASSY. (TD-63U) (TEC)	-	-	-	-	1	1	1	1	-----	----- T11B,T11C,T11D
2	30102-PEL-J01	CAP ASSY.	-	-	-	-	1	1	1	1	-----	----- T11B,T11C,T11D
3	30103-P08-003	HEAD ASSY., ROTOR	-	-	-	-	1	1	1	1	-----	----- T11B,T11C,T11D
4	30105-P2E-A11	HOUSING COMP., DISTRIBUTOR ..	-	-	-	-	1	1	1	1	-----	----- T11B,T11C,T11D
5	30107-P08-006	COVER, LEAK	-	-	-	-	1	1	1	1	-----	----- T11B,T11C,T11D
6	30110-PA1-732	O-RING, 26.4X3.1(TEC)	-	-	-	-	1	1	1	1	-----	----- T11B,T11C,T11D
7	30130-P06-006	IGNITER UNIT (E12-303) (HITACHI)	-	-	-	-	1	1	1	1	-----	----- T11B,T11C,T11D
8	30132-PT2-006	PACKING, CAP	-	-	-	-	1	1	1	1	-----	----- T11B,T11C,T11D
9	30135-P08-006	SCREW-WASHER, 5X12	-	-	-	-	1	1	1	1	-----	----- T11B,T11C,T11D
10	30510-PT2-006	COIL ASSY., IGNITION	-	-	-	-	1	1	1	1	-----	----- T11B,T11C,T11D

E-6

ALTERNATOR BRACKET



SX88-E0600

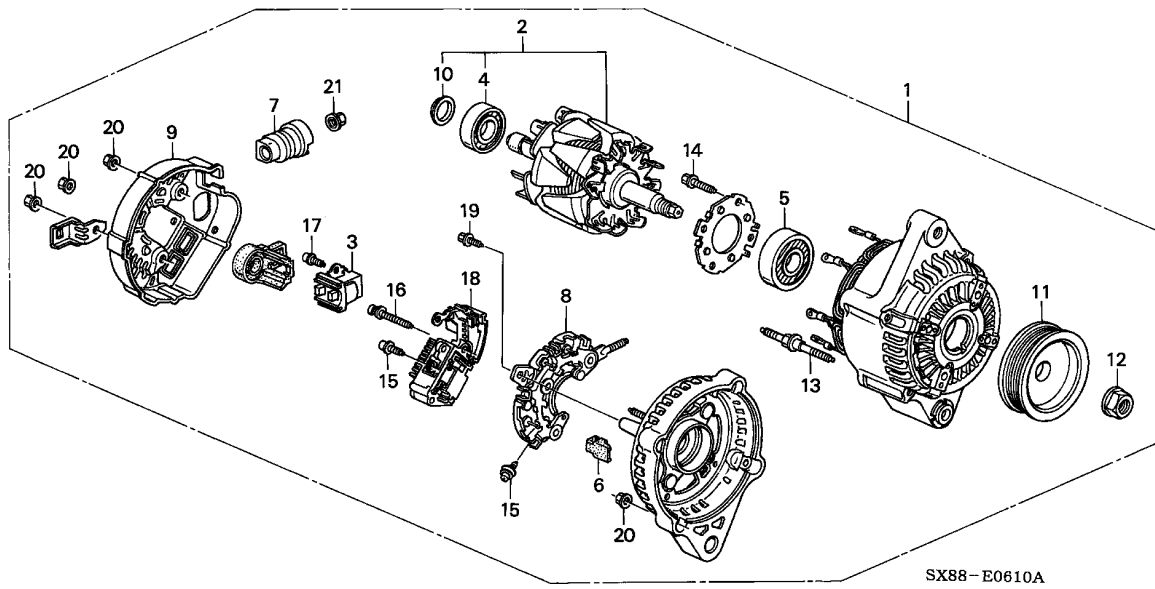
Service item	F.R.T.
BELT, ALTERNATOR	0.6



Ref. No.	Part No.	Description	Reqd. QTY								Serial No.	Parts catalogue code
			1996		1998		1999		2001			
			MT	AT	MT	AT	MT	AT	MT	AT		
1	31110-P3R-T01	BELT, ALTERNATOR (MITSUBOSHI)	1	1	1	1	-	-	-	-		
	31110-PJT-T21	-	-	-	-	1	1	1	1	-----	----- T2A,T4B,T8B
2	31112-P2A-000	BRACKET COMP., ALTERNATOR	1	1	1	1	1	1	1	1	-----	----- T11B,T11C,T11D
3	31113-P3R-T00	STAY, ALTERNATOR	1	1	1	1	1	1	1	1		
4	32740-P3R-T00	STAY A, ENGINE WIRE HARNESS	1	1	1	1	1	1	1	1		
5	32752-P3R-T00	STAY N, ENGINE WIRE HARNESS	1	1	1	1	1	1	1	1		
6	90050-PG7-000	BOLT, FLANGE, 12X65	5	5	5	5	5	5	5	5		
7	90057-PG7-003	BOLT, ALTERNATOR	1	1	1	1	1	1	1	1		
8	90430-657-000	WASHER, 23X8.3X3.2	1	1	1	1	1	1	1	1		
9	94050-06080	NUT, FLANGE, 6MM	1	1	1	1	1	1	1	1		
10	94050-10080	NUT, FLANGE, 10MM	1	1	1	1	1	1	1	1		
11	94070-08080	NUT-WASHER, 8MM	1	1	1	1	1	1	1	1		
12	95701-06012-08	BOLT, FLANGE, 6X12	1	1	1	1	1	1	1	1		
13	95701-08030-08	BOLT, FLANGE, 8X30	1	1	1	1	1	1	1	1		
14	95701-10035-08	BOLT, FLANGE, 10X35	1	1	1	1	1	1	1	1		
15	95701-10050-08	BOLT, FLANGE, 10X50	1	1	1	1	1	1	1	1		
16	95701-10090-08	BOLT, FLANGE, 10X90	1	-	1	-	1	-	1	-		
	95701-10035-08	BOLT, FLANGE, 10X35	-	1	-	1	-	1	-	1		
17	95801-10050-08	BOLT, FLANGE, 10X50	2	2	2	2	2	2	2	2		

E-6-10

ALTERNATOR(DENSO)



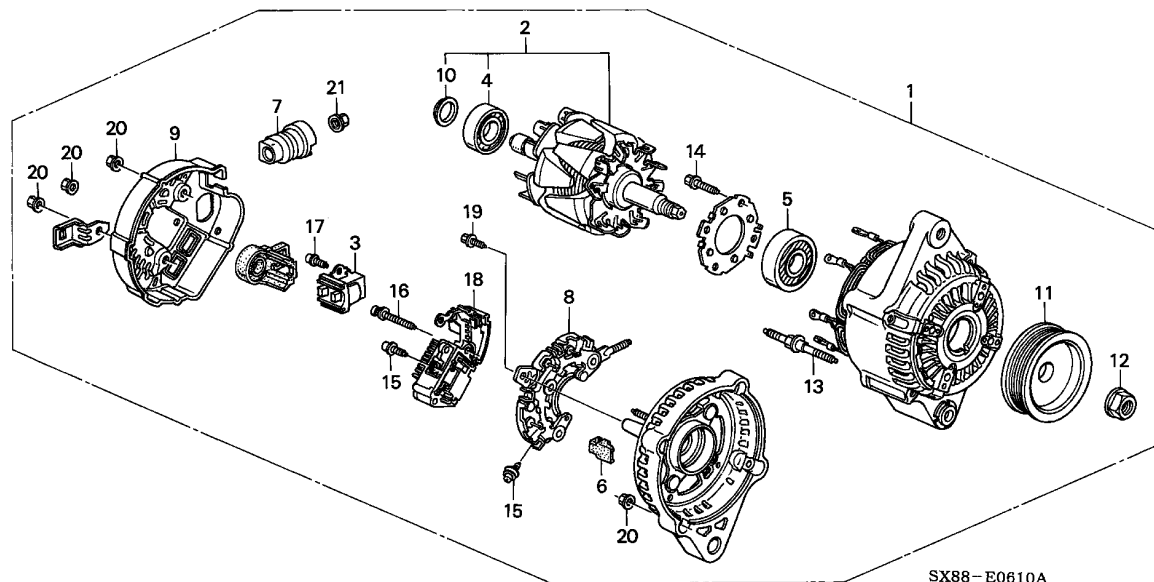
Service item	F.R.T.
BUSH, INSULATION (REF NO,7)	0.3
COVER, RR. END	0.5
.PULLEY	
ALTERNATOR ASSY.	0.6
HOLDER ASSY., BRUSH	1.0
.REGULATOR ASSY.	
RECTIFIER ASSY.	1.1
ROTOR ASSY.	1.2
BEARING, FR. GENERATOR	1.4
.BEARING, RR. GENERATOR	

Ref. No.	Part No.	Description	Reqd. QTY								Serial No.	Parts catalogue code
			1996		1998		1999		2001			
			MT	AT	MT	AT	MT	AT	MT	AT		
1	31100-P3R-T01	ALTERNATOR ASSY. (CJT35)	1	1	-	-	-	-	-	-		
	31100-P3S-T01	ALTERNATOR ASSY. (CJT82)	-	-	1	1	-	-	-	-		
	31100-PJT-T01	ALTERNATOR ASSY. (CJT97)	-	-	-	-	1	1	1	1	-----	----- T2A,T4B,T8B
		(DENSO)	-	-	-	-	1	1	1	1	-----	----- T11B,T11C,T11D
2	31101-P2A-003	ROTOR ASSY.	1	1	1	1	1	1	1	1		
3	31105-P01-003	HOLDER ASSY., BRUSH	1	1	1	1	1	1	1	1		
4	31111-PD1-014	BEARING, RR. GENERATOR	1	1	1	1	1	1	1	1		
5	31114-PD1-044	BEARING, FR. GENERATOR	1	1	1	1	1	1	1	1		
6	31118-PD1-004	BUSH, INSULATION	4	4	4	4	4	4	4	4		
7	31119-PH1-004	BUSH, INSULATION	1	1	1	1	1	1	1	1		
8	31127-P3R-T01	RECTIFIER ASSY.	1	1	1	1	1	1	1	1		
9	31135-P2C-Q02	COVER, RR. END	1	1	-	-	-	-	-	-		
	31135-P28-013	-	-	1	1	1	1	1	1		
10	31138-PD1-004	COVER, BEARING	1	1	1	1	1	1	1	1		
11	31141-P3R-T01	PULLEY	1	1	1	1	-	-	-	-		
	31141-PJT-T01	-	-	-	-	1	1	1	1	-----	----- T2A,T4B,T8B
		(DENSO)	-	-	-	-	1	1	1	1	-----	----- T11B,T11C,T11D
12	31142-PD1-004	NUT, PULLEY LOCK	1	1	1	1	1	1	1	1		
13	31145-PD1-004	BOLT, STUD, 6X68	4	4	4	4	4	4	4	4		
14	31146-P3R-T01	SCREW-WASHER	4	4	4	4	4	4	4	4		
15	31147-PT0-003	SCREW-WASHER	6	6	6	6	6	6	6	6		
16	31148-PD1-004	SCREW-WASHER, 4X25	2	2	2	2	2	2	2	2		
17	31149-P3R-T01	SCREW-WASHER	1	1	1	1	1	1	1	1		

SX88-E0610A

E-6-10

ALTERNATOR(DENSO)

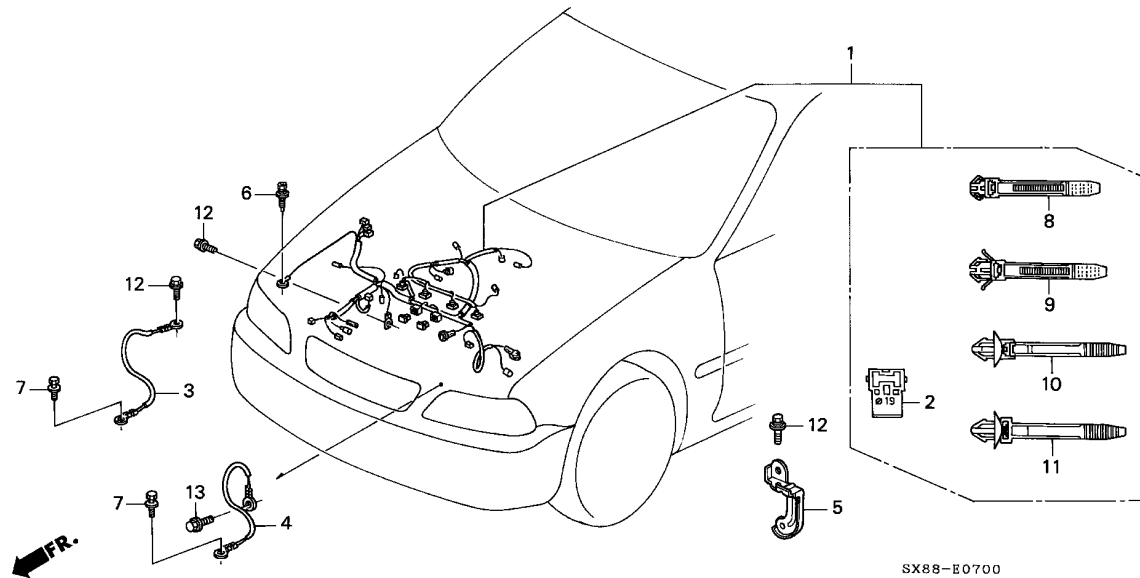


Ref. No.	Part No.	Description	Reqd. QTY								Serial No.	Parts catalogue code
			1996		1998		1999		2001			
			MT	AT	MT	AT	MT	AT	MT	AT		
18	31150-P2C-Q01	REGULATOR ASSY.	1	1	-	-	-	-	-	-		
	31150-PV3-013	-	-	1	1	1	1	1	1		
19	31153-P3R-T01	BOLT-WASHER	1	1	1	1	1	1	1	1		
20	90231-PD1-014	NUT-WASHER, 5MM	8	8	8	8	8	8	8	8		
21	94001-06080-0S	NUT, HEX., 6MM	1	1	1	1	1	1	1	1		



E-7

ENGINE WIRE HARNESS

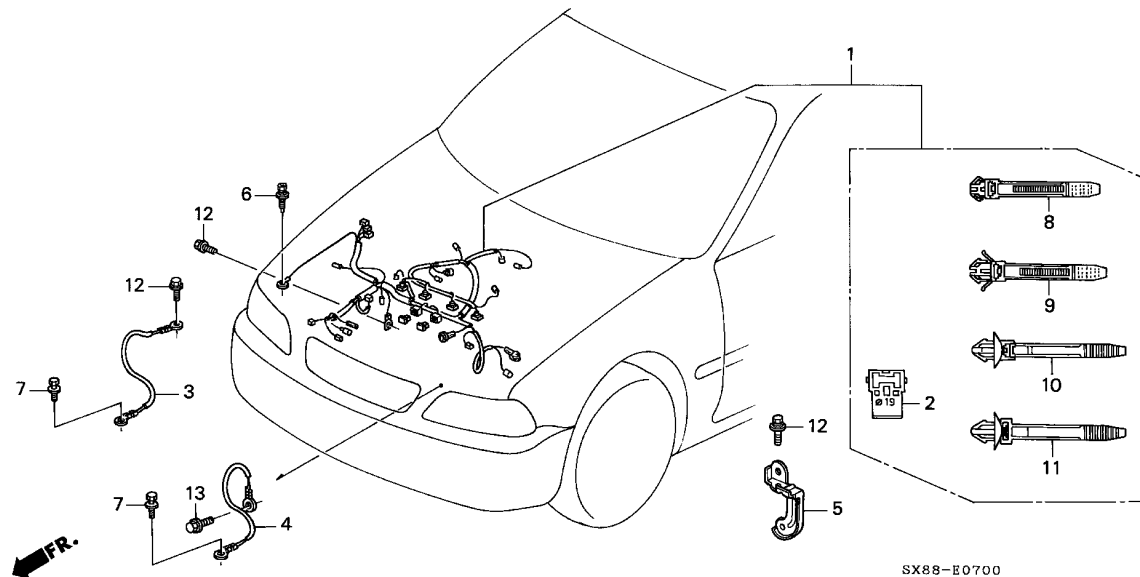


Service item	F.R.T.
HARNESS, ENGINE WIRE	1.5

Ref. No.	Part No.	Description	Reqd. QTY								Serial No.	Parts catalogue code
			1996		1998		1999		2001			
			MT	AT	MT	AT	MT	AT	MT	AT		
1	32110-P3R-T00	HARNESS, ENGINE WIRE	1	-	-	-	-	-	-	-		
	32110-P3R-T01	-	-	1	-	-	-	-	-		
	32110-P3R-T50	-	1	-	-	-	-	-	-	-----	T2A,T4B,T8B
	32110-P3R-T51	-	-	-	1	-	-	-	-		
	32110-PJT-T00	-	-	-	-	-	1	-	1	-----	T4B,T8B
	32110-PJT-T50	-	-	-	-	1	-	1	-	-----	T11B
2	32118-P72-003	HOLDER, CORRUGATED (DARK GREEN)(19MM)	2	2	2	2	2	2	2	2		
3	32610-SR3-960	CABLE, SUB EARTH (260MM)	1	-	1	-	1	-	1	-	-----	T11B,T3B,T4B,T5B,T5C,T6D,T8B
			-	1	-	1	-	1	-	1		
4	32610-S04-000	CABLE, SUB EARTH (290MM)	1	-	1	-	1	-	1	-	-----	T1A,T2A
5	32742-P3R-T00	CLAMP C, ENGINE WIRE HARNESS	1	1	1	1	1	1	1	1		
6	90130-SR3-003	BOLT, 5X13	1	1	1	1	1	1	1	1		
7	90153-SE0-003	BOLT, EARTH, 6X12	1	1	1	1	1	1	1	1		
8	91506-P01-003	CLIP A, HARNESS BAND (DARK GRAY)(129MM)	7	7	7	7	7	7	7	7		
9	91507-P01-003	CLIP B, HARNESS BAND (DARK BROWN)(129MM)	1	1	1	1	1	1	1	1		
10	91551-SF4-003	BAND, WIRE HARNESS (BROWN) (110MM)	1	1	1	1	1	1	1	1		
11	91558-ST5-003	CLIP, HARNESS BAND (NATURAL) (135MM)(7MM HOLE)	5	5	5	5	-	-	-	-	-----	T11B,T11C,T11D
			-	-	-	-	4	4	4	4	-----	T2A,T4B,T8B
			-	-	-	-	5	5	5	5	-----	

E-7

ENGINE WIRE HARNESS

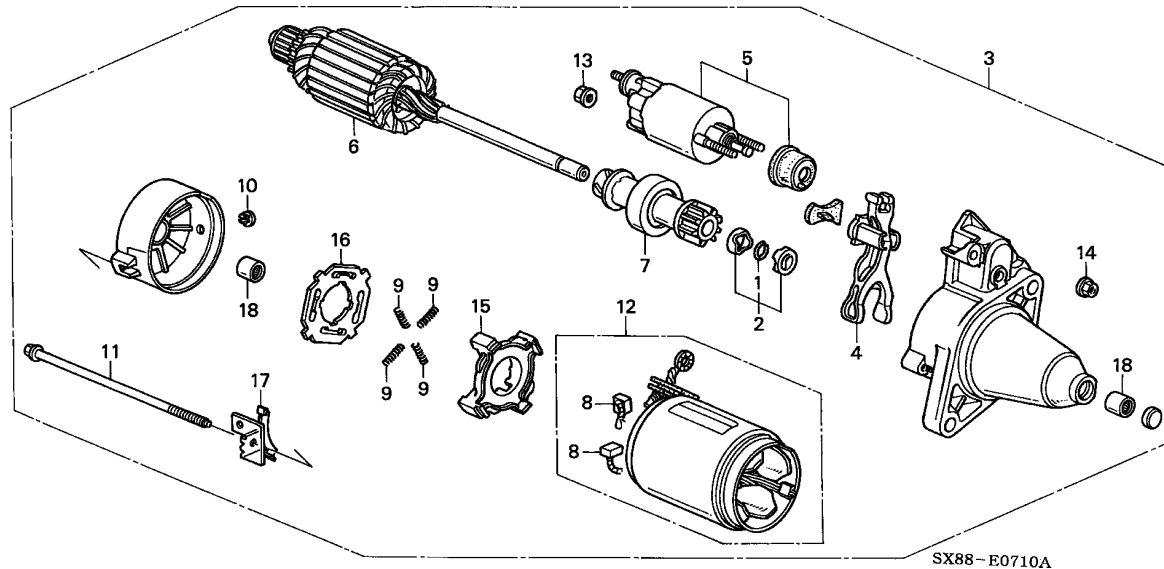


Ref. No.	Part No.	Description	Reqd. QTY								Serial No.	Parts catalogue code
			1996		1998		1999		2001			
			MT	AT	MT	AT	MT	AT	MT	AT		
12	95701-06012-08	BOLT, FLANGE, 6X12	2	-	3	-	3	-	3	-	-----	T1A, T11B, T4B, T5B, T5C, T6D, T8B
			3	-	2	-	2	-	2	-	-----	T2A, T3B
			-	3	-	3	-	3	-	3		
13	95701-10016-08	BOLT, FLANGE, 10X16	1	-	-	-	-	-	-	-	-----	T1A
	95701-10020-08	BOLT, FLANGE, 10X20	-	-	1	-	1	-	1	-	-----	T2A



E-7-10

STARTER MOTOR(DENSO)(DDLDE)

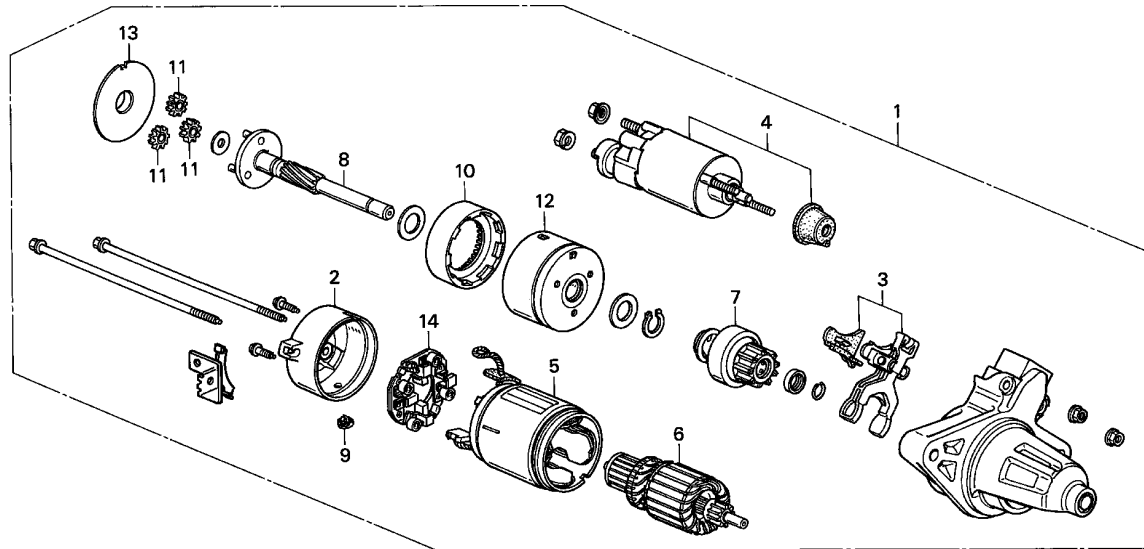


Service item	F.R.T.
MOTOR ASSY., STARTER	0.6
SWITCH ASSY., MAGNETIC	0.8
LEVER, PINION DRIVE	1.0
ARMATURE COMP.	1.1
.CLUTCH COMP., OVERRUNNING	
BEARING A	1.2
.YOKE COMP.	

Ref. No.	Part No.	Description	Reqd. QTY								Serial No.	Parts catalogue code
			1996		1998		1999		2001			
			MT	AT	MT	AT	MT	AT	MT	AT		
1	30201-PH9-004	RING, SNAP (DENSO)	1	1	1	-	1	-	1	-		
2	30202-PZ1-003	COLLAR SET, CLUTCH STOP	1	1	1	-	1	-	1	-		
3	31200-P3R-T01	MOTOR ASSY., STARTER (DDLDE) (DENSO)	1	1	1	-	1	-	1	-		
4	31203-PH9-004	LEVER, PINION DRIVE	1	1	1	-	1	-	1	-		
5	31204-P3F-003	SWITCH ASSY., MAGNETIC	1	1	1	-	1	-	1	-		
6	31206-PH9-004	ARMATURE COMP.	1	1	1	-	1	-	1	-		
7	31207-ZG4-611	CLUTCH COMP., OVERRUNNING	1	1	1	-	1	-	1	-		
8	31211-PH9-004	BRUSH	4	4	4	-	4	-	4	-		
9	31212-PH9-004	SPRING, BRUSH	4	4	4	-	4	-	4	-		
10	31213-P64-N01	COVER	1	1	1	-	1	-	1	-		
11	31214-PH9-004	BOLT, THROUGH	2	2	2	-	2	-	2	-		
12	31218-P3R-T01	YOKE COMP.	1	1	1	-	1	-	1	-		
13	31220-PH9-004	NUT, HEX., 8MM	1	1	1	-	1	-	1	-		
14	31223-PA0-006	NUT, FLANGE, 5MM	2	2	2	-	2	-	2	-		
15	31231-PH9-004	HOLDER, BRUSH	1	1	1	-	1	-	1	-		
16	31233-PH9-004	INSULATOR, BRUSH HOLDER	1	1	1	-	1	-	1	-		
17	31291-P2A-003	STAY, ENGINE HARNESS	1	1	1	-	1	-	1	-		
18	91002-ZG4-801	BEARING A	2	2	2	-	2	-	2	-		

E-7-11

STARTER MOTOR(DENSO)(DSDEI)



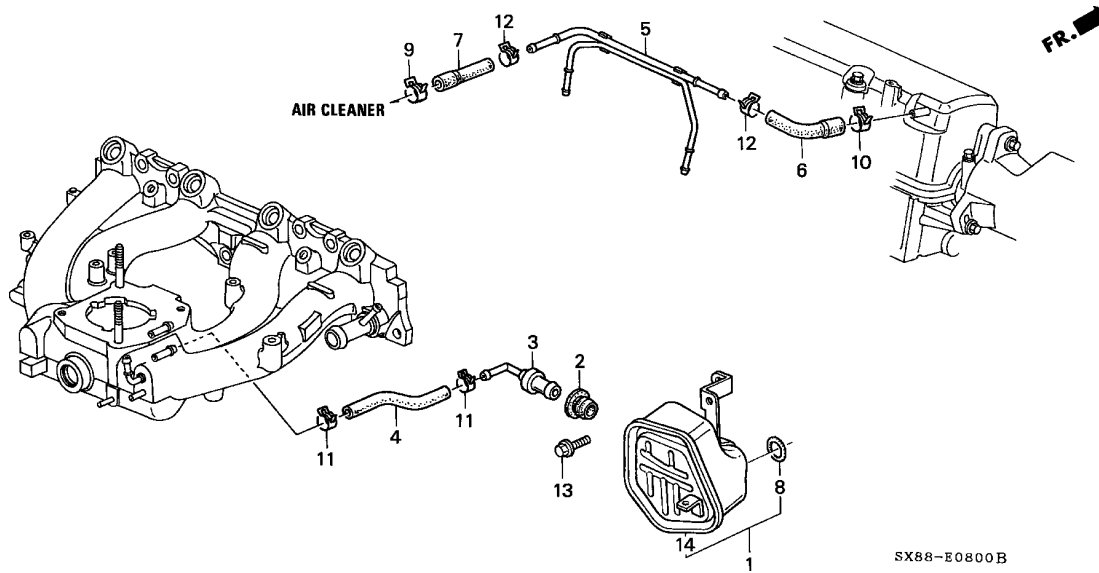
Service item	F.R.T.
MOTOR ASSY., STARTER	0.6
CLUTCH ASSY., OVERRUNNING	1.0
.SWITCH ASSY., MAGNETIC	
ARMATURE COMP.	1.3
.YOKE COMP.	



Ref. No.	Part No.	Description	Reqd. QTY				Serial No.	Parts catalogue code		
			1996		1998				1999	
			MT	AT	MT	AT	MT	AT	MT	AT
1	31200-P3S-T51	MOTOR ASSY., STARTER (DSDEI) (DENSO)	-	-	-	1	-	1	-	1
2	31202-P3S-T51	ENDFRAME COMP., COMMUTATOR ..	-	-	-	1	-	1	-	1
3	31203-P3F-003	LEVER, PINION DRIVE	-	-	-	1	-	1	-	1
4	31204-P3F-003	SWITCH ASSY., MAGNETIC	-	-	-	1	-	1	-	1
5	31205-P3F-003	YOKE COMP.	-	-	-	1	-	1	-	1
6	31206-P3F-003	ARMATURE COMP.	-	-	-	1	-	1	-	1
7	31207-P3F-003	CLUTCH ASSY., OVERRUNNING	-	-	-	1	-	1	-	1
8	31213-P3F-003	SHAFT, DRIVE	-	-	-	1	-	1	-	1
9	31213-P64-N01	COVER	-	-	-	1	-	1	-	1
10	31214-P3F-003	GEAR ASSY., INTERNAL	-	-	-	1	-	1	-	1
11	31215-P3F-003	GEAR COMP., PLANETARY	-	-	-	3	-	3	-	3
12	31216-P3F-003	ABSORBER COMP., SHOCK	-	-	-	1	-	1	-	1
13	31217-P3F-003	PLATE, SEAL	-	-	-	1	-	1	-	1
14	31231-P3F-003	PLATE COMP., BRUSH HOLDER ...	-	-	-	1	-	1	-	1

E-8

BREATHER TUBE

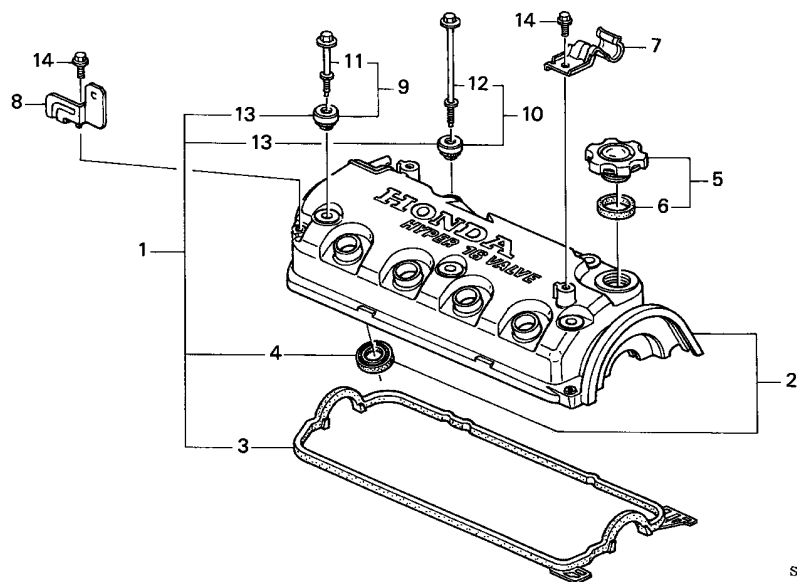


Service item	F.R.T.
TUBE A, BREATHER	0.1
TUBE B, BREATHER	0.1
PIPE COMP., BREATHER	0.3
TUBE, PCV	0.1
VALVE ASSY., PCV	0.4
CHAMBER SET, BREATHER	0.5

Ref. No.	Part No.	Description	Reqd. QTY								Serial No.	Parts catalogue code
			1996		1998		1999		2001			
			MT	AT	MT	AT	MT	AT	MT	AT		
1	11851-P01-000	CHAMBER SET, BREATHER	1	1	1	1	-	-	-	-		
	11851-P2A-000	-	-	-	-	-	-	1	1		
2	11855-P72-000	GROMMET, PCV VALVE	1	1	1	1	1	1	1	1		
3	17130-PR4-Y01	VALVE ASSY., PCV	1	1	-	1	-	-	-	-		
	17130-PK1-003	-	-	1	-	-	-	-	-	-----	----- T5B,T5C,T6D
			-	-	-	-	1	1	1	1	-----	----- T2A
4	17131-P2A-000	TUBE, PCV	1	1	1	1	1	1	1	1		
5	17135-P2A-000	PIPE COMP., BREATHER	1	1	1	1	-	-	-	-		
	17135-P3R-T10	-	-	-	-	1	1	1	1		
6	17138-P2A-000	TUBE A, BREATHER	1	1	1	1	1	1	1	1		
7	17153-P1A-000	TUBE B, BREATHER	1	1	1	1	1	1	1	1		
8	91324-PC6-000	O-RING, 20.6X2.7	1	1	1	1	1	1	1	1		
9	91405-PH7-003	CLAMP, TUBE (D15)	1	1	1	1	1	1	1	1		
10	91405-P05-A01	CLAMP, TUBE (D13.8)	1	1	-	-	-	-	-	-		
	91405-PH7-003	CLAMP, TUBE (D15)	-	-	1	1	1	1	1	1		
11	95002-41250-04	CLAMP, TUBE (D12.5)	2	2	2	2	2	2	2	2		
12	95002-41300-04	CLAMP, TUBE (D13)	2	2	2	2	2	2	2	2		
13	95701-06014-08	BOLT, FLANGE, 6X14	2	2	2	2	2	2	2	2		
14	11850-P01-J00	CHAMBER COMP., BREATHER	-	-	-	-	1	1	-	-		

E-9

CYLINDER HEAD COVER



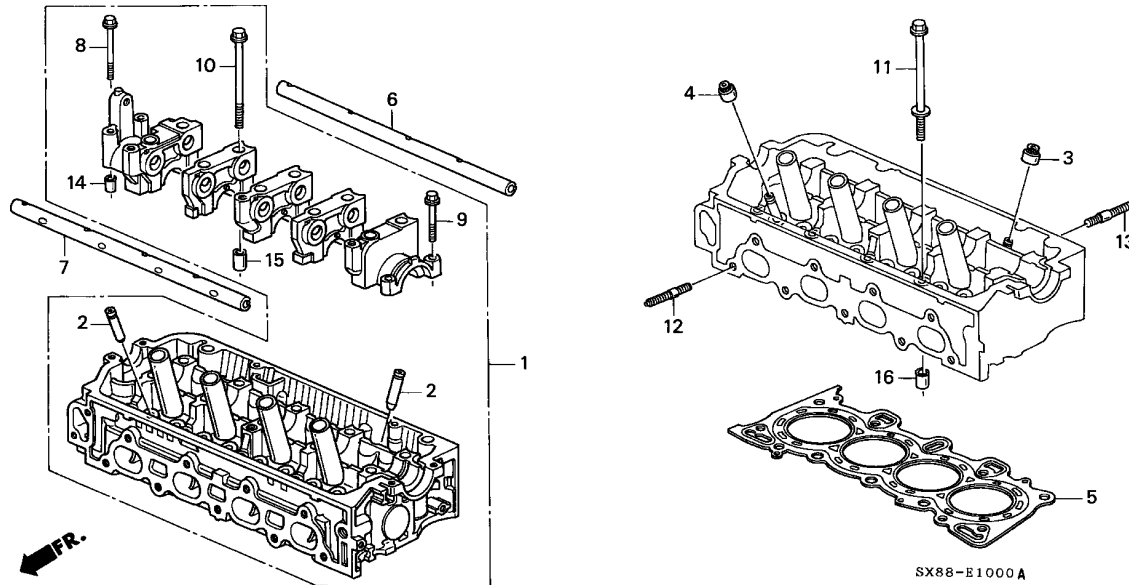
Service item	F.R.T.
PACKING, OIL FILLER	0.1
COVER COMP., CYLINDER HEAD ...	0.3
.PACKING SET, HEAD COVER	
.PACKING, CYLINDER HEAD COVER	



Ref. No.	Part No.	Description	Reqd. QTY								Serial No.	Parts catalogue code
			1996		1998		1999		2001			
			MT	AT	MT	AT	MT	AT	MT	AT		
1	12030-P2A-000	PACKING SET, HEAD COVER	1	1	1	1	1	1	1	1		
2	12310-P3R-T00	COVER COMP., CYLINDER HEAD ..	1	1	1	1	-	-	-	-		
	12310-P6X-T00	-	-	-	-	1	1	1	1	-----	----- T2A,T4B,T8B
	12310-PJT-T00	-	-	-	-	-	-	-	-	-----	----- T11B,T11C,T11D
	12310-P2F-T00	-	-	-	-	-	-	1	1	-----	----- T11B,T11C,T11D
3	12341-P2A-000	PACKING, CYLINDER HEAD COVER	1	1	1	1	1	1	1	1		
	12341-P2F-A00	1	1	1	1	1	1	1	1		
4	12342-P08-004	PACKING B, HEAD COVER (KOYO)	4	4	4	4	4	4	4	4		
	12342-P2A-005	PACKING B, HEAD COVER (NOK)	4	4	4	4	4	4	4	4		
	12342-P2F-A01	4	4	4	4	4	4	4	4		
5	15610-P2A-000	CAP ASSY., OIL FILLER	1	1	1	1	1	1	1	1		
6	15613-PC6-000	PACKING, OIL FILLER	1	1	1	1	1	1	1	1		
7	17930-S04-000	CLAMP, THROTTLE WIRE	1	1	1	1	1	1	1	1		
8	32761-P1H-E00	STAY A, HIGH TENSION CORD										
		CLAMP	1	1	1	1	1	1	1	1		
9	90011-P2A-000	BOLT COMP. A, HEAD COVER	3	3	3	3	3	3	3	3		
10	90012-P2A-000	BOLT COMP. B, HEAD COVER	2	2	2	2	2	2	2	2		
11	90013-P2A-000	BOLT A, HEAD COVER	3	3	3	3	3	3	3	3		
12	90014-P2A-000	BOLT B, HEAD COVER	2	2	2	2	2	2	2	2		
13	90442-P2A-000	WASHER, HEAD COVER	5	5	5	5	5	5	5	5		
14	95701-06012-08	BOLT, FLANGE, 6X12	2	2	2	2	2	2	2	2		

E-10

CYLINDER HEAD (SOHC)

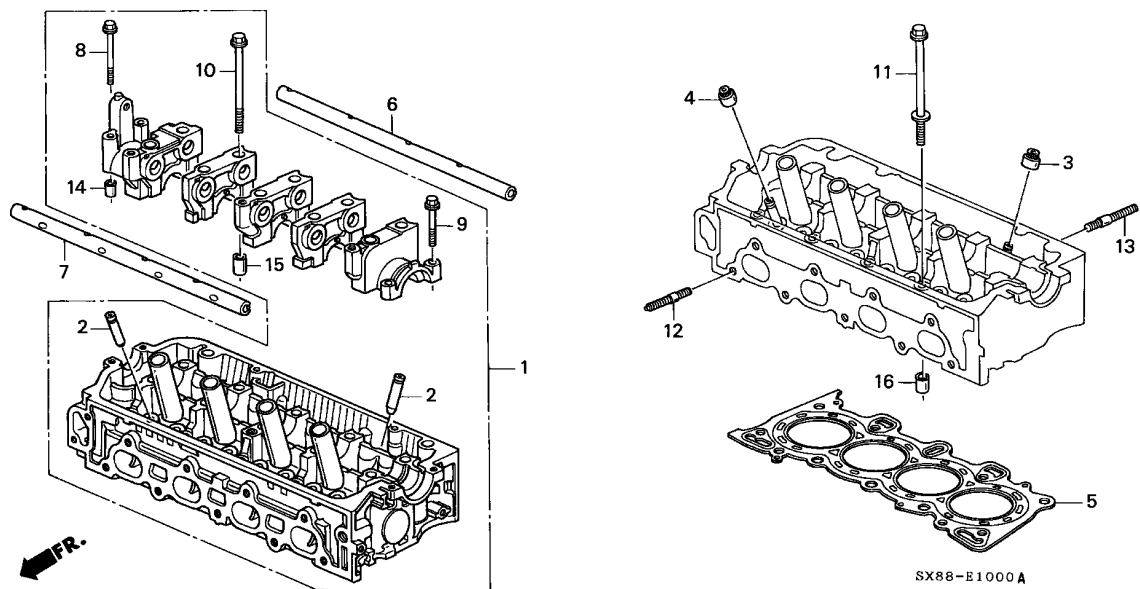


Service item	F.R.T.
GASKET, CYLINDER HEAD	4.4
SEAL, VALVE STEM	5.3
(ADD 0.1 FOR EACH.)	
HEAD ASSY., CYLINDER	10.2

Ref. No.	Part No.	Description	Reqd. QTY								Serial No.	Parts catalogue code
			1996		1998		1999		2001			
			MT	AT	MT	AT	MT	AT	MT	AT		
1	12100-P2A-000	HEAD ASSY., CYLINDER	1	1	1	1	-	-	-	-	-----	T2A,T4B,T8B
2	12204-PJ7-305	GUIDE, IN. VALVE (O.S.)	16	16	16	16	-	-	16	16	-----	T2A,T4B,T8B
3	12210-PZ1-003	SEAL A, VALVE STEM (ARAI) ...	8	8	8	8	-	-	-	-	-----	T2A,T4B,T8B
	12210-PZ1-004	SEAL A, VALVE STEM (NOK)	8	8	8	8	-	-	8	8	-----	T2A,T4B,T8B
4	12211-PZ1-003	SEAL B, VALVE STEM (ARAI) ...	8	8	8	8	-	-	-	-	-----	T2A,T4B,T8B
	12211-PZ1-004	SEAL B, VALVE STEM (NOK)	8	8	8	8	-	-	8	8	-----	T2A,T4B,T8B
5	12251-P2J-004	GASKET, CYLINDER HEAD (NIPPON LEAKLESS)	1	1	1	1	-	-	-	-	-----	T2A,T4B,T8B
6	14631-P2A-000	SHAFT, IN. ROCKER ARM	1	1	1	1	-	-	-	-	-----	T2A,T4B,T8B
7	14633-P2A-000	SHAFT, EX. ROCKER ARM	1	1	1	1	-	-	-	-	-----	T2A,T4B,T8B
8	90004-PT0-000	BOLT, FLANGE, 6X50	2	2	2	2	-	-	-	-	-----	T2A,T4B,T8B
9	90004-PT2-000	BOLT, FLANGE, 6X35	2	2	2	2	-	-	2	2	-----	T2A,T4B,T8B
10	90007-P08-000	BOLT, FLANGE, 8X80	10	10	10	10	-	-	10	10	-----	T2A,T4B,T8B
11	90008-PZ1-003	BOLT-WASHER, 10X120.5(SAGA) .	10	10	10	10	-	-	10	10	-----	T2A,T4B,T8B

E-10

CYLINDER HEAD (SOHC)

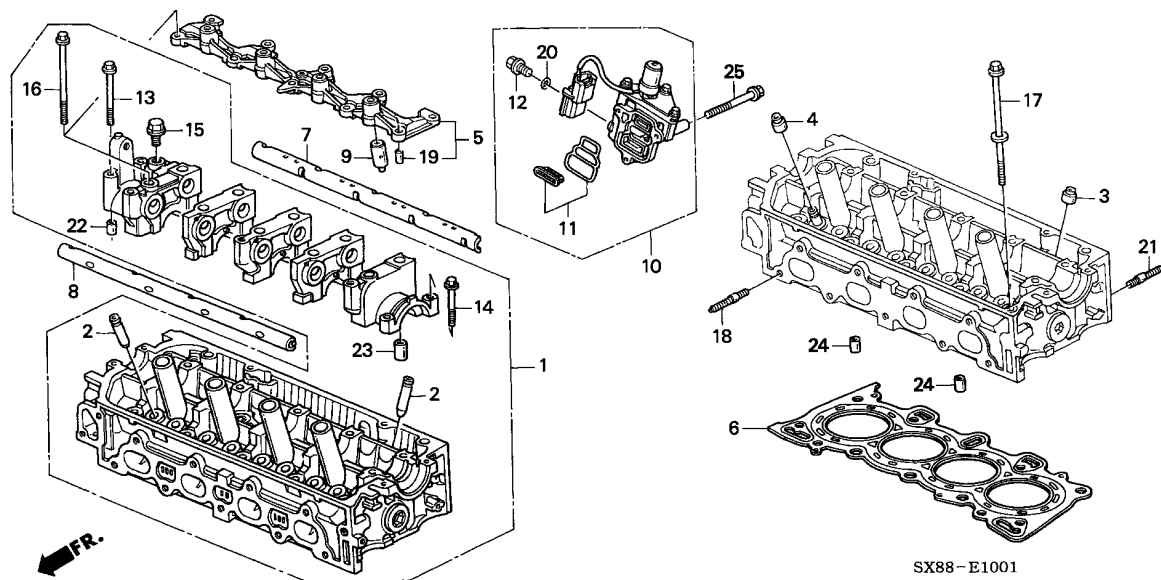


2

Ref. No.	Part No.	Description	Reqd. QTY								Serial No.	Parts catalogue code		
			1996		1998		1999		2001					
			MT	AT	MT	AT	MT	AT	MT	AT				
12	90026-PE0-000	BOLT, STUD, 8X37	9	9	9	9	-	-	-	-	-	-	-	-
13	92900-08025-1B	BOLT, STUD, 8X25	7	7	7	7	-	-	9	9	9	9	-----	-----
14	94301-08140	PIN, DOWEL, 8X14	1	1	1	1	-	-	-	-	-	-	-----	-----
15	94301-10160	PIN, DOWEL, 10X16	9	9	9	9	-	-	1	1	1	1	-----	-----
16	94301-14200	PIN, DOWEL, 14X20	2	2	2	2	-	-	9	9	9	9	-----	-----
			-	-	-	-	2	2	2	2	2	2	-----	-----

E-10-1

CYLINDER HEAD(SOHC VTEC)

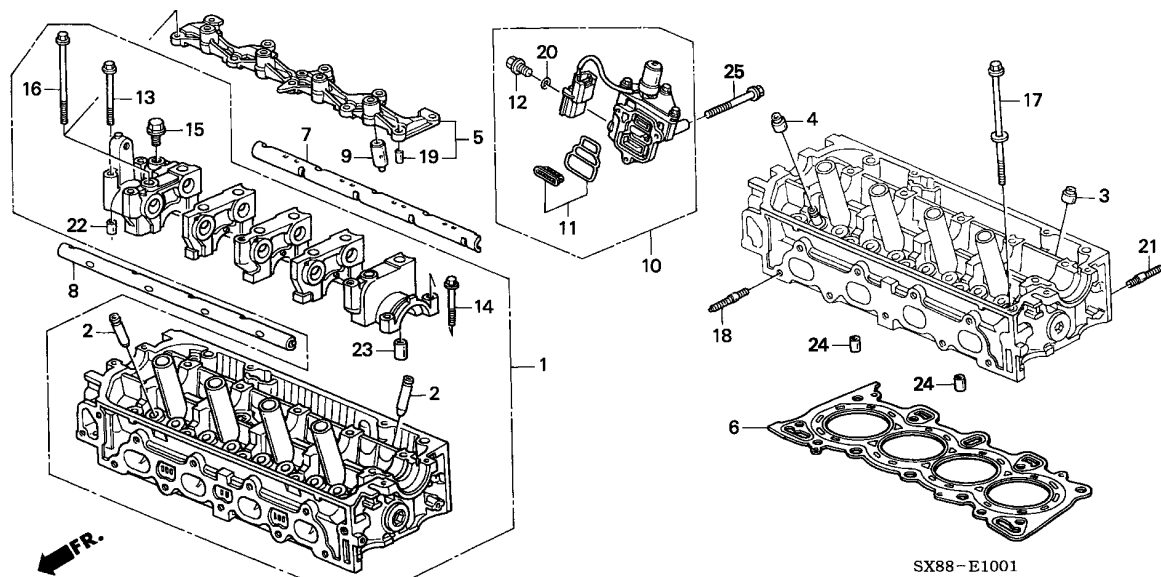


Service item	F.R.T.
FILTER ASSY., SPOOL VALVE	0.3
VALVE ASSY., SPOOL	0.4
GASKET, CYLINDER HEAD	4.4
SEAL, VALVE STEM	5.3
(ADD 0.1 FOR EACH.)	
HEAD ASSY., CYLINDER	10.4

Ref. No.	Part No.	Description	Reqd. QTY								Serial No.	Parts catalogue code
			1996		1998		1999		2001			
			MT	AT	MT	AT	MT	AT	MT	AT		
1	12100-P2M-010	HEAD ASSY., CYLINDER	-	-	-	-	1	1	1	1	-----	T11B,T11C,T11D
2	12204-PJ7-305	GUIDE, IN. VALVE (O.S.)	-	-	-	-	16	16	16	16	-----	T11B,T11C,T11D
3	12210-PZ1-003	SEAL A, VALVE STEM (ARAI)	-	-	-	-	8	8	8	8	-----	T11B,T11C,T11D
	12210-PZ1-004	SEAL A, VALVE STEM (NOK)	-	-	-	-	8	8	8	8	-----	T11B,T11C,T11D
4	12211-PZ1-003	SEAL B, VALVE STEM (ARAI)	-	-	-	-	8	8	8	8	-----	T11B,T11C,T11D
	12211-PZ1-004	SEAL B, VALVE STEM (NOK)	-	-	-	-	8	8	8	8	-----	T11B,T11C,T11D
5	12236-P2J-000	HOLDER COMP., LOST MOTION	-	-	-	-	1	1	1	1	-----	T11B,T11C,T11D
6	12251-P2J-004	GASKET, CYLINDER HEAD (NIPPON LEAKLESS)	-	-	-	-	1	1	1	1	-----	T11B,T11C,T11D
7	14631-P08-000	SHAFT, IN. ROCKER ARM	-	-	-	-	1	1	1	1	-----	T11B,T11C,T11D
8	14633-P2A-000	SHAFT, EX. ROCKER ARM	-	-	-	-	1	1	1	1	-----	T11B,T11C,T11D
9	14820-P2J-010	MOTION ASSY., LOST	-	-	-	-	4	4	4	4	-----	T11B,T11C,T11D
10	15810-P2M-005	VALVE ASSY., SPOOL	-	-	-	-	1	1	1	1	-----	T11B,T11C,T11D
11	15825-P2M-005	FILTER ASSY., SPOOL VALVE	-	-	-	-	1	1	1	1	-----	T11B,T11C,T11D
12	90001-P70-000	BOLT, FLANGE, 10X10.5	-	-	-	-	1	1	1	1	-----	T11B,T11C,T11D
13	90004-PT0-000	BOLT, FLANGE, 6X50	-	-	-	-	2	2	2	2	-----	T11B,T11C,T11D
14	90004-PT2-000	BOLT, FLANGE, 6X35	-	-	-	-	2	2	2	2	-----	T11B,T11C,T11D
15	90004-P2J-000	BOLT, SEALING, 10MM	-	-	-	-	1	1	1	1	-----	T11B,T11C,T11D
16	90007-P08-000	BOLT, FLANGE, 8X80	-	-	-	-	10	10	10	10	-----	T11B,T11C,T11D
17	90008-PZ1-003	BOLT-WASHER, 10X120.5(SAGA)	-	-	-	-	10	10	10	10	-----	T11B,T11C,T11D
18	90026-PE0-000	BOLT, STUD, 8X37	-	-	-	-	9	9	9	9	-----	T11B,T11C,T11D
19	90707-PH7-000	PIN, DOWEL, 10X12	-	-	-	-	2	2	2	2	-----	T11B,T11C,T11D
20	91319-PR3-000	O-RING, 13X1.5	-	-	-	-	1	1	1	1	-----	T11B,T11C,T11D
21	92900-08025-1B	BOLT, STUD, 8X25	-	-	-	-	7	7	7	7	-----	T11B,T11C,T11D
22	94301-08140	PIN, DOWEL, 8X14	-	-	-	-	1	1	1	1	-----	T11B,T11C,T11D

E-10-1

CYLINDER HEAD(SOHC VTEC)

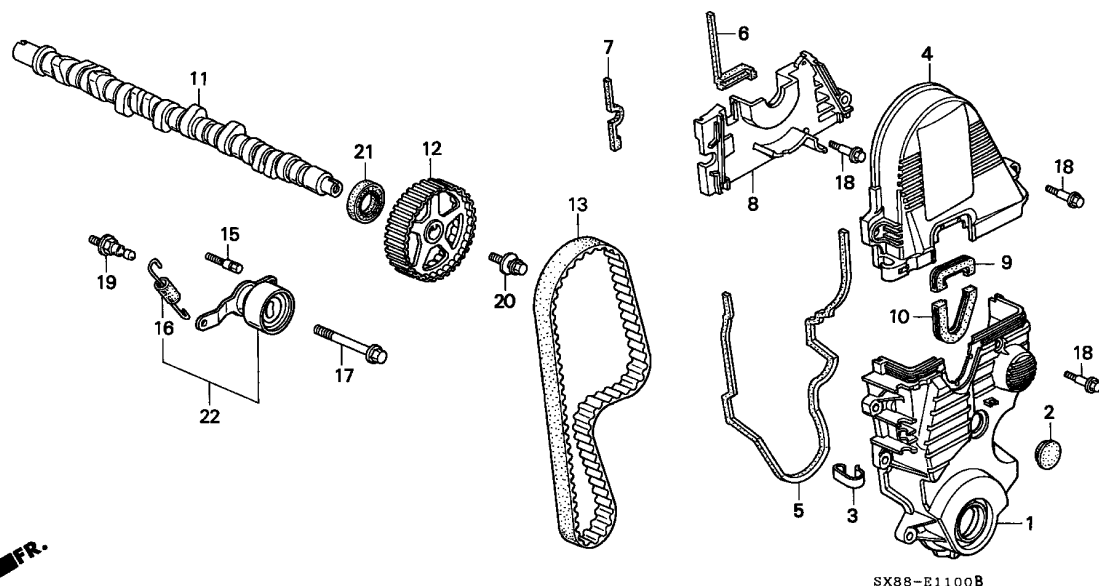


2

Ref. No.	Part No.	Description	Reqd. QTY				Serial No.	Parts catalogue code				
			1996		1998				1999		2001	
			MT	AT	MT	AT	MT	AT	MT	AT		
23	94301-10160	PIN, DOWEL, 10X16	-	-	-	-	9	9	9	9	-----	T11B,T11C,T11D
24	94301-14200	PIN, DOWEL, 14X20	-	-	-	-	3	3	3	3	-----	T11B,T11C,T11D
25	95701-06045-08	BOLT, FLANGE, 6X45	-	-	-	-	3	3	3	3	-----	T11B,T11C,T11D

E-11

CAMSHAFT/TIMING BELT

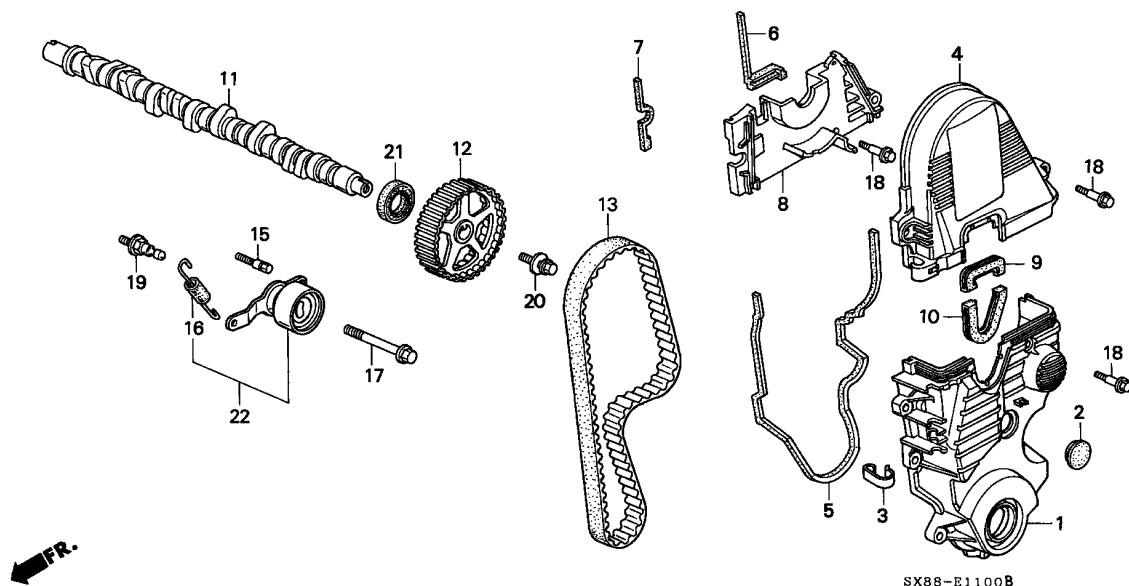


Service item	F.R.T.
COVER, TIMING BELT UPPER	0.4
PULLEY, TIMING BELT DRIVEN ...	0.8
COVER COMP., TIMING BELT BACK	0.9
OIL SEAL, 29X45X8	1.5
(SIMULTANEOUS EXCHANGE WITH TIMING BELT 3.1)	
COVER, TIMING BELT LOWER	1.7
CAMSHAFT	2.1
(SIMULTANEOUS EXCHANGE WITH ROCKER ARM 2.6)	
BELT, TIMING	2.3
TENSIONER COMP., TIMING BELT .	2.4

Ref. No.	Part No.	Description	Reqd. QTY								Serial No.	Parts catalogue code
			1996		1998		1999		2001			
			MT	AT	MT	AT	MT	AT	MT	AT		
1	11811-P2A-000	COVER, TIMING BELT LOWER	1	1	-	1	-	-	-	-		
	11811-P3R-T00	-	-	1	-	-	-	-	-	----- T5B,T5C,T6D	
		-	-	-	-	1	1	1	1	----- T2A	
2	11812-PE0-300	GROMMET, TIMING BELT COVER HOLE	1	1	1	1	-	-	-	-		
	11812-P3S-T00	-	-	-	-	1	1	1	1		
3	11813-P2A-000	CLIP, TIMING BELT COVER	1	1	1	1	1	1	1	1		
4	11821-P3R-T00	COVER, TIMING BELT UPPER	1	1	1	1	1	1	1	1		
5	11831-P2A-000	RUBBER, LOWER SEAL	1	1	1	1	1	1	1	1		
6	11832-P08-000	RUBBER, R. BACK SEAL	1	1	1	1	1	1	1	1		
7	11833-P08-000	RUBBER, L. BACK SEAL	1	1	1	1	1	1	1	1		
8	11840-P3R-T00	COVER COMP., TIMING BELT BACK	1	1	1	1	1	1	1	1		
9	11925-P08-000	RUBBER A, ENGINE MOUNTING BRACKET SEAL	1	1	1	1	-	-	-	-		
	11925-P3S-T00	-	-	-	-	1	1	1	1		
10	11926-P08-000	RUBBER B, ENGINE MOUNTING BRACKET SEAL	1	1	1	1	-	-	-	-		
	11926-P3S-T00	-	-	-	-	1	1	1	1		
11	14111-P3R-T00	CAMSHAFT	1	1	1	1	-	-	-	-		
	14111-P2P-A00	-	-	-	-	1	1	1	1	----- T2A,T4B,T8B	
		-	-	-	-	1	1	1	1	----- T11B,T11C,T11D	
12	14211-P2J-003	PULLEY, TIMING BELT DRIVEN ..	1	1	1	1	1	1	1	1		
13	14400-P2A-004	BELT, TIMING (103RU24 B-333)	1	1	1	1	1	1	1	1		
15	14513-PE0-015	BOLT, TENSIONER (M6)	1	1	1	1	1	1	1	1		

E-11

CAMSHAFT/TIMING BELT

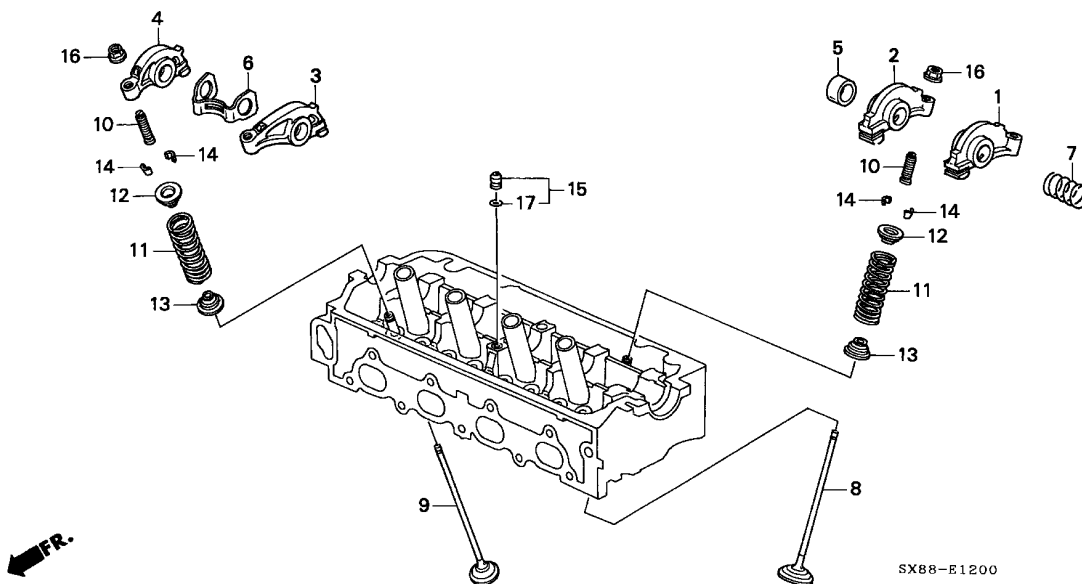


2

Ref. No.	Part No.	Description	Reqd. QTY								Serial No.	Parts catalogue code
			1996		1998		1999		2001			
			MT	AT	MT	AT	MT	AT	MT	AT		
16	14516-P2A-J00	SPRING COMP., TIMING BELT ADJUSTER	1	1	1	1	1	1	1	1		
17	14517-PG6-000	BOLT A, TENSIONER	1	1	1	1	1	1	1	1		
18	90007-679-000	BOLT A, TIMING BELT COVER ...	9	9	9	9	9	9	9	9		
19	90011-PG6-004	BOLT, TIMING BELT ADJUSTER										
20	90031-PT0-003	SPRING BOLT-WASHER, 8X22	1	1	1	1	1	1	1	1		
21	91213-PE1-722	OIL SEAL, 29X45X8(NOK)	1	1	1	1	1	1	1	1		
22	14520-P2A-306	TENSIONER SET, TIMING BELT (NIPPON SEIKO)	1	1	1	1	1	1	1	1		

E-12

VALVE/ROCKER ARM (SOHC)

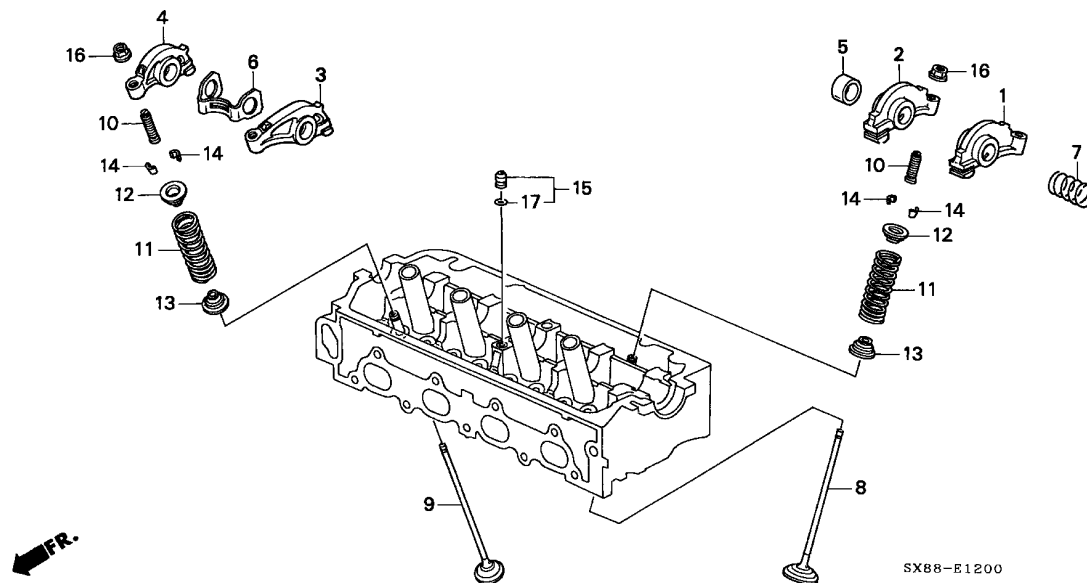


Service item	F.R.T.
ARM, VALVE ROCKER	1.9
(SAME TIME FOR TWO UNITS OR MORE)	
(SIMULTANEOUS EXCHANGE WITH CAMSHAFT 2.6)	
VALVE	5.4
(ADD 0.2 FOR EACH.)	
(INC. REFACING)	

Ref. No.	Part No.	Description	Reqd. QTY								Serial No.	Parts catalogue code
			1996		1998		1999		2001			
			MT	AT	MT	AT	MT	AT	MT	AT		
1	14621-P2A-000	ARM COMP. A, INTAKE ROCKER ..	4	4	4	4	-	-	-	-		
2	14622-P2A-000	ARM COMP. B, INTAKE ROCKER ..	4	4	4	4	-	-	4	4	-----	T2A,T4B,T8B
3	14623-P2A-000	ARM COMP. A, EX. ROCKER	4	4	4	4	-	-	4	4	-----	T2A,T4B,T8B
4	14624-P2A-000	ARM COMP. B, EX. ROCKER	4	4	4	4	-	-	4	4	-----	T2A,T4B,T8B
5	14632-P2A-000	COLLAR A, INTAKE ROCKER	4	4	4	4	-	-	4	4	-----	T2A,T4B,T8B
6	14645-P08-000	SPRING, ROCKER ARM	4	4	4	4	-	-	4	4	-----	T2A,T4B,T8B
7	14646-P2A-000	SPRING, ROCKER ARM	4	4	4	4	-	-	4	4	-----	T2A,T4B,T8B
8	14711-P2A-000	VALVE, IN.	8	8	8	8	-	-	8	8	-----	T2A,T4B,T8B
9	14721-P2A-000	VALVE, EX.	8	8	8	8	-	-	8	8	-----	T2A,T4B,T8B
10	14744-PM3-000	SCREW, TAPPET ADJUSTING	16	16	16	16	-	-	16	16	-----	T2A,T4B,T8B
11	14761-P2A-003	SPRING, VALVE (SKY BLUE) (NIPPON HATSUJO)	16	16	16	16	-	-	-	-	-----	T2A,T4B,T8B
	14761-P2A-004	SPRING, VALVE (SKY BLUE) (CHUO HATSUJO)	16	16	16	16	-	-	16	16	-----	T2A,T4B,T8B
12	14765-P08-000	RETAINER, VALVE SPRING	16	16	16	16	-	-	16	16	-----	T2A,T4B,T8B

E-12

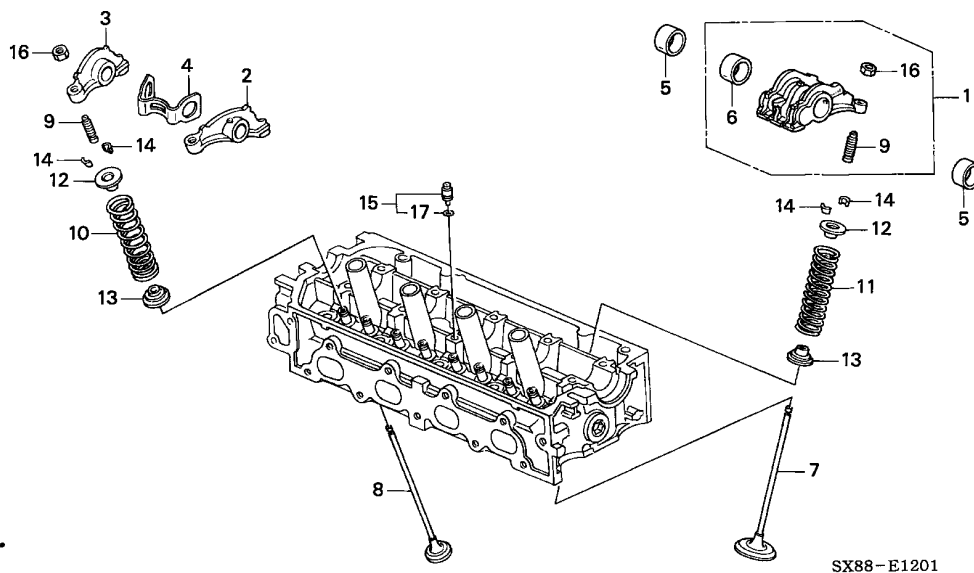
VALVE/ROCKER ARM (SOHC)



Ref. No.	Part No.	Description	Reqd. QTY								Serial No.	Parts catalogue code			
			1996		1998		1999		2001						
			MT	AT	MT	AT	MT	AT	MT	AT					
13	14775-P08-000	SEAT, VALVE SPRING	16	16	16	16	-	-	-	-	-----	-----	T2A,T4B,T8B		
14	14781-PJ7-003	COTTER, VALVE (FUJI VALVE) ..	32	32	32	32	-	-	16	16	16	16	-----	-----	T2A,T4B,T8B
15	15140-P2A-000	ORIFICE ASSY., OIL PATH	1	1	1	1	-	-	1	1	1	1	-----	-----	T2A,T4B,T8B
16	90206-PM3-004	NUT, TAPPET ADJUSTING (TOKAI TRW)	16	16	16	16	-	-	16	16	16	16	-----	-----	T2A,T4B,T8B
17	91303-KE7-003	O-RING, 7.2X1.7(ARAI)	1	-	-	-	-	-	-	-	-	-	-----	-----	T100412 T1A T100601 T3B T101308
			-	1	-	-	-	-	-	-	-	-	-----	-----	

E-12-1

VALVE/ROCKER ARM (SOHC VTEC)

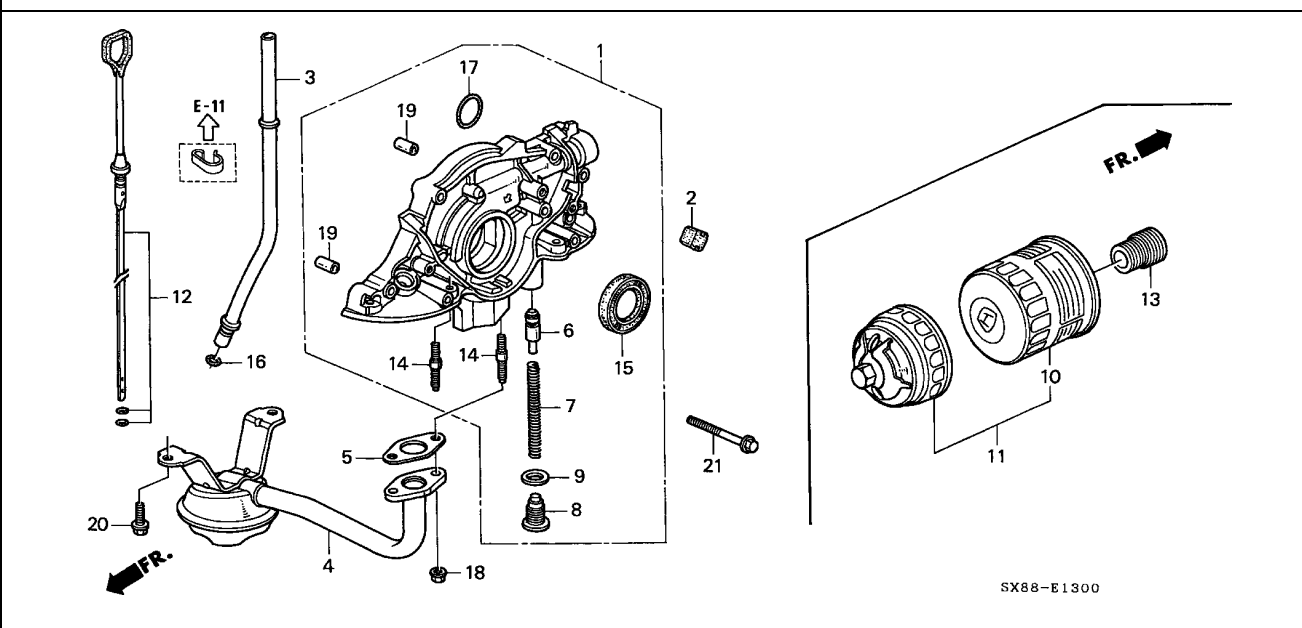


Service item	F.R.T.
ARM, VALVE ROCKER	2.1
(SAME TIME FOR TWO UNITS OR MORE)	
(SIMULTANEOUS EXCHANGE WITH CAMSHAFT 2.8)	
VALVE	5.4
(ADD 0.2 FOR EACH.)	
(INC. REFACING)	

Ref. No.	Part No.	Description	Reqd. QTY								Serial No.	Parts catalogue code
			1996		1998		1999		2001			
			MT	AT	MT	AT	MT	AT	MT	AT		
1	14620-P2R-A00	ARM ASSY., INTAKE ROCKER	-	-	-	-	4	4	4	4	-----	T11B,T11C,T11D
2	14624-P2J-000	ARM COMP. A, EX. ROCKER	-	-	-	-	4	4	4	4	-----	T11B,T11C,T11D
3	14625-P2J-000	ARM COMP. B, EX. ROCKER	-	-	-	-	4	4	4	4	-----	T11B,T11C,T11D
4	14645-P08-000	SPRING, ROCKER ARM	-	-	-	-	4	4	4	4	-----	T11B,T11C,T11D
5	14651-P2P-000	COLLAR A, INTAKE ROCKER	-	-	-	-	4	4	4	4	-----	T11B,T11C,T11D
6	14657-P08-000	COLLAR G, INTAKE ROCKER (12.25)	-	-	-	-	4	4	4	4	-----	T11B,T11C,T11D
7	14711-P2A-000	VALVE, IN.	-	-	-	-	8	8	8	8	-----	T11B,T11C,T11D
8	14721-P2A-000	VALVE, EX.	-	-	-	-	8	8	8	8	-----	T11B,T11C,T11D
9	14744-PT0-004	SCREW, TAPPET ADJUSTING	-	-	-	-	16	16	16	16	-----	T11B,T11C,T11D
10	14761-P2A-003	SPRING, VALVE (SKY BLUE) (NIPPON HATSUJO)	-	-	-	-	8	8	8	8	-----	T11B,T11C,T11D
11	14761-P2J-003	SPRING, IN. VALVE (BROWN) (NIPPON HATSUJO)	-	-	-	-	8	8	8	8	-----	T11B,T11C,T11D
12	14765-P08-000	RETAINER, VALVE SPRING	-	-	-	-	16	16	16	16	-----	T11B,T11C,T11D
13	14775-P08-000	SEAT, VALVE SPRING	-	-	-	-	16	16	16	16	-----	T11B,T11C,T11D
14	14781-PJ7-003	COTTER, VALVE (FUJI VALVE) ..	-	-	-	-	32	32	32	32	-----	T11B,T11C,T11D
15	15140-PM3-000	ORIFICE ASSY., OIL PATH	-	-	-	-	1	1	1	1	-----	T11B,T11C,T11D
16	90206-590-000	NUT, TAPPET ADJUSTING	-	-	-	-	16	16	16	16	-----	T11B,T11C,T11D
17	91303-KE7-003	O-RING, 7.2X1.7(ARAI)	-	-	-	-	1	1	1	1	-----	T11B,T11C,T11D

E-13

OIL PUMP/OIL STRAINER



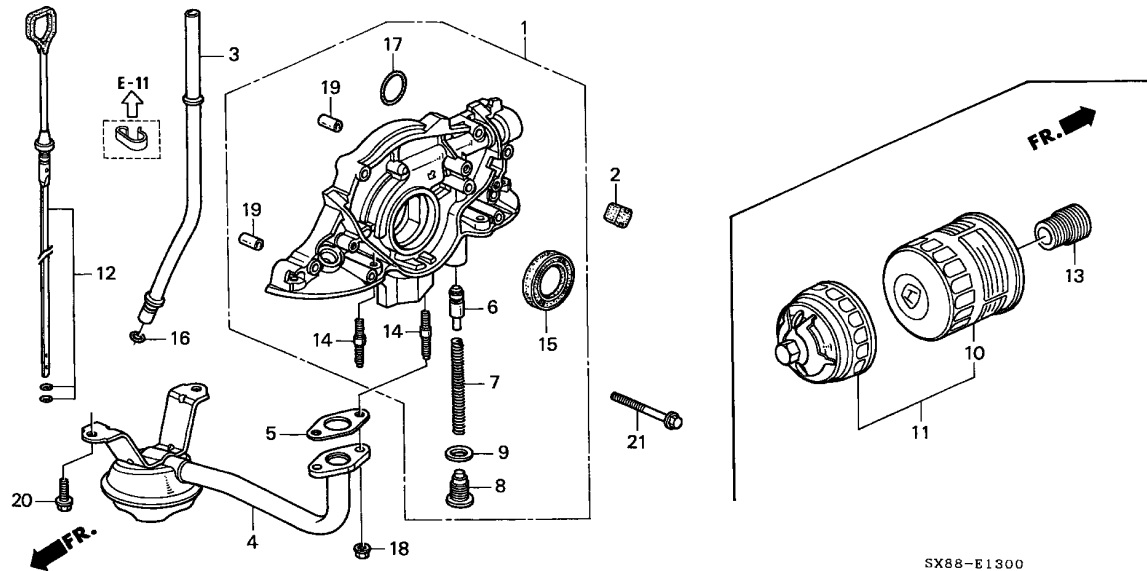
Service item	F.R.T.
CARTRIDGE, OIL FILTER	0.3
STRAINER COMP., OIL	1.4
.VALVE, RELIEF	
OIL SEAL, 31X46X7	2.6
PUMP ASSY., OIL	3.8

Ref. No.	Part No.	Description	Reqd. QTY								Serial No.	Parts catalogue code	
			1996		1998		1999		2001				
			MT	AT	MT	AT	MT	AT	MT	AT			
1	15100-P3R-T01	PUMP ASSY., OIL (YAMADA SOMBOON)	1	1	1	1	1	1	-	-			
	15100-P7A-J01	PUMP ASSY., OIL (YAMADA)	-	-	-	-	-	-	1	1			
2	15121-P2A-000	GROMMET, OIL PUMP	1	1	1	1	1	1	1	1			
3	15200-P2A-000	PIPE, OIL LEVEL	1	1	1	1	1	1	1	1			
4	15220-P2A-000	STRAINER COMP., OIL	1	1	1	1	1	1	1	1			
5	15221-PZ1-000	PACKING, OIL STRAINER	1	1	1	1	1	1	1	1			
6	15231-PM3-000	VALVE, RELIEF (YAMADA)	1	1	1	1	1	1	1	1			
7	15232-PM3-000	SPRING, RELIEF VALVE (YAMADA)	1	1	1	1	1	1	1	1			
8	15233-P2A-003	BOLT, SEALING, 14MM(YAMADA) -	1	1	1	1	1	1	1	1			
9	15302-PE0-300	WASHER, SEALING, 14MM(YAMADA)	1	1	1	1	1	1	1	1			
10	15400-PT1-K04	CARTRIDGE, OIL FILTER (TSUCHIYA)	1	1	1	1	1	1	-	-			
	15400-PR3-014	CARTRIDGE, OIL FILTER (TOYO ROKI)	1	1	1	1	1	1	-	-			
	15400-PT1-K01	CARTRIDGE, OIL FILTER (ACAP)	-	-	1	1	1	1	-	-			
	15400-PME-T01	CARTRIDGE, OIL FILTER (TEHNEX)	-	-	-	-	-	-	1	1			
11	15400-PR3-315	CARTRIDGE SET, OIL FILTER (TOYO ROKI)	(1)	(1)	(1)	(1)	(1)	(1)	-	-			
12	15650-P2A-K00	GAUGE COMP., OIL LEVEL	1	1	1	1	1	1	1	1			
13	90015-PH1-013	HOLDER, OIL FILTER	1	1	1	1	1	1	1	1			
14	90042-PR3-000	BOLT, STUD, 6X28	6	6	6	6	6	6	6	6			
15	91212-P01-003	OIL SEAL, 31X46X7(NOK)	1	1	1	1	1	1	-	-			
	91212-PLC-003	OIL SEAL, 38X50X7(NOK)	-	-	-	-	-	-	-	1	1		
	91212-PLC-004	OIL SEAL, 38X50X7(ARAI)	-	-	-	-	-	-	-	1	1		
16	91308-PH9-000	O-RING, 8.8X1.9	1	1	1	1	1	1	1	1			



E-13

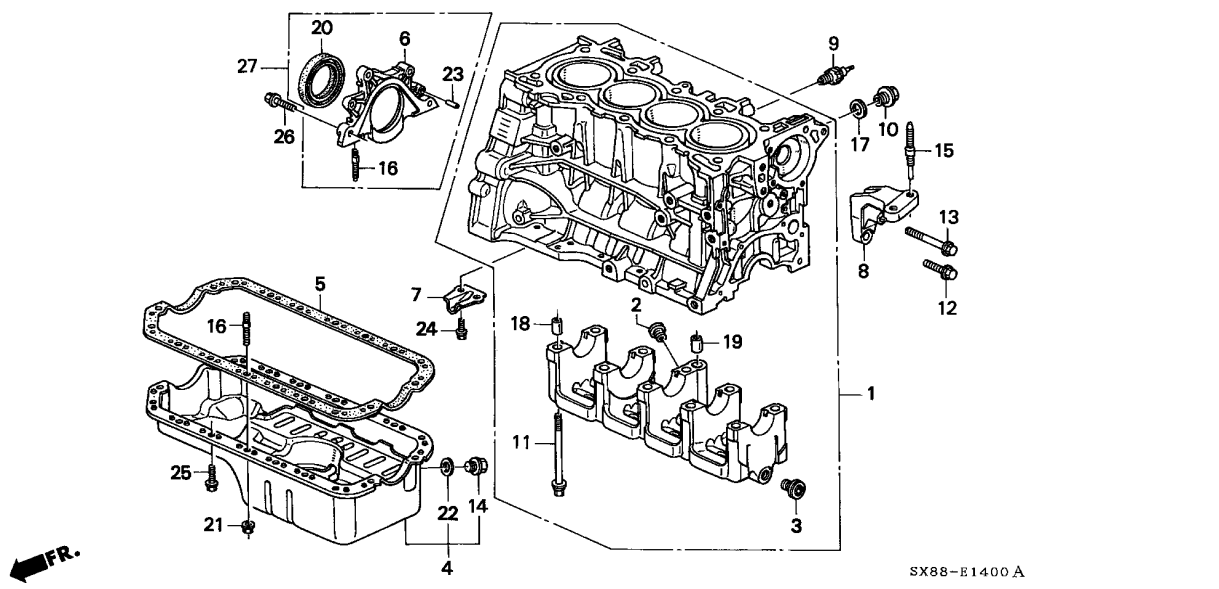
OIL PUMP/OIL STRAINER



Ref. No.	Part No.	Description	Reqd. QTY								Serial No.	Parts catalogue code
			1996		1998		1999		2001			
			MT	AT	MT	AT	MT	AT	MT	AT		
17	91308-P3R-T01	O-RING, 26.2X2.4 (YAMADA SOMBOON)	1	1	1	1	1	1	1	1		
	91308-PK1-003	O-RING, 26.2X2.4(NOK)	-	-	-	-	-	-	-	1	1	
18	94050-06080	NUT, FLANGE, 6MM	2	2	2	2	2	2	2	2		
19	94301-08140	PIN, DOWEL, 8X14	2	2	2	2	2	2	2	2		
20	95701-06018-08	BOLT, FLANGE, 6X18	2	2	2	2	2	2	2	2		
21	95701-06035-08	BOLT, FLANGE, 6X35	5	5	5	5	5	5	5	5		

E-14

CYLINDER BLOCK/OIL PAN



Service item	F.R.T.
WASHER, DRAIN PLUG, 14MM	0.2
SWITCH, OIL PRESSURE	0.4
PACKING, OIL PAN	1.2
.PAN COMP., OIL	
OIL SEAL, 80X100X10	4.6
(AT 4.3)	
BLOCK ASSY., CYLINDER	*12.6

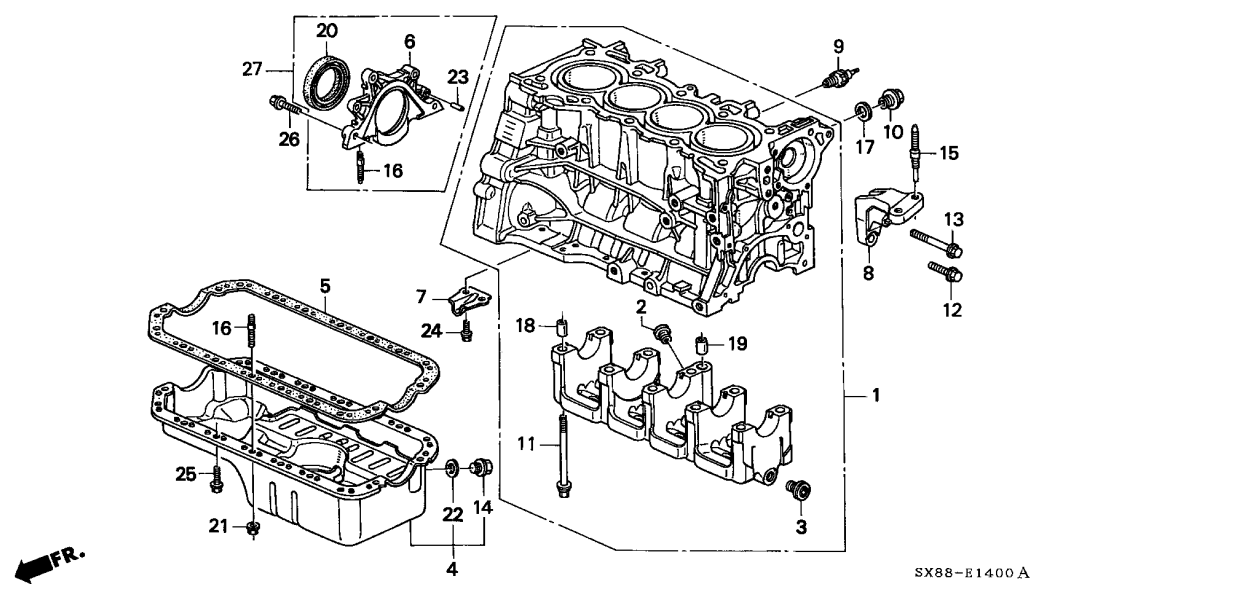


Ref. No.	Part No.	Description	Reqd. QTY								Serial No.	Parts catalogue code
			1996		1998		1999		2001			
			MT	AT	MT	AT	MT	AT	MT	AT		
1	11000-P2A-000	BLOCK ASSY., CYLINDER	1	-	-	-	-	-	-	-	-----	T101050 T1A
			1	-	-	-	-	-	-	-	-----	T103660 T3B
			-	1	-	-	-	-	-	-	-----	T105138
	11000-P3R-W00	1	-	-	-	-	-	-	-	T101051	----- T1A
			1	-	-	-	-	-	-	-	T103661	----- T3B
			-	1	-	-	-	-	-	-	T105139	
	11000-P3R-K00	-	-	1	1	-	-	-	-		
	11000-P2A-000	-	-	-	-	-	-	1	1		
2	11106-PE0-300	BOLT, SEALING, 14MM	1	1	1	1	1	1	1	1		
3	11126-PK1-003	BOLT, SEALING, 22MM	2	2	2	2	2	2	2	2		
4	11200-P3R-T00	PAN COMP., OIL	1	1	1	1	1	1	1	1		
5	11251-P2A-014	PACKING, OIL PAN (OTSUKA) ...	1	1	1	1	1	1	1	1		
6	11301-P2A-000	COVER, R. SIDE	1	1	1	1	-	-	-	-		
7	11311-PM3-000	COVER, BREATHING PORT	1	1	1	1	1	1	1	1		
8	11910-P3R-T00	BRACKET, ENGINE MOUNTING	1	1	1	1	1	1	1	1		
9	37240-PT0-023	SWITCH, OIL PRESSURE (DENSO)	1	1	1	1	1	1	1	1		
10	90001-PM3-003	BOLT, DRAIN PLUG, 28MM	1	1	1	1	1	1	1	1		
11	90008-PM0-003	BOLT-WASHER, 10X112	10	10	10	10	10	10	10	10		
12	90008-PM3-000	BOLT, MOUNTING BRACKET, 10X32.5	1	1	1	1	1	1	1	1		
13	90008-PR3-000	BOLT A, ENGINE MOUNT BRACKET (10X60)	1	1	1	1	1	1	1	1		
14	90009-PH1-000	BOLT, DRAIN PLUG, 14MM	1	1	1	1	1	1	1	1		
15	90041-PO1-000	BOLT, STUD, 12X40	2	2	2	2	2	2	2	2		
16	90042-PR3-000	BOLT, STUD, 6X28	6	6	6	6	6	6	6	6		

E-14

CYLINDER BLOCK/OIL PAN

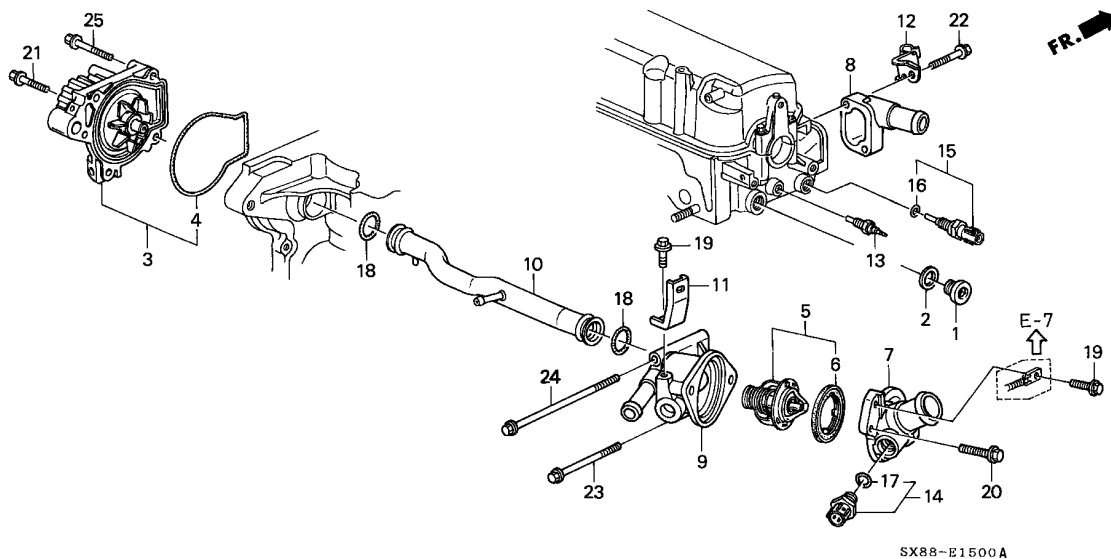
2



Ref. No.	Part No.	Description	Reqd. QTY								Serial No.	Parts catalogue code
			1996		1998		1999		2001			
			MT	AT	MT	AT	MT	AT	MT	AT		
17	90401-PR4-000	WASHER, SEALING, 28MM	1	1	1	1	1	1	1	1		
18	90702-PE0-000	PIN, DOWEL, 12X18	9	9	9	9	9	9	9	9		
19	90703-PE0-000	PIN, DOWEL, 18X22	1	1	1	1	1	1	1	1		
20	91214-PE1-721	OIL SEAL, 80X100X10(NOK)	1	1	-	-	-	-	-	-		
	91214-PAA-A01	-	-	1	1	1	1	-	-		
	91214-PH1-013	-	-	-	-	-	-	1	1		
21	94050-06080	NUT, FLANGE, 6MM	10	10	10	10	10	10	10	10		
22	94109-14000	WASHER, DRAIN PLUG, 14MM	1	1	1	1	1	1	1	1		
23	94301-06100	PIN, DOWEL, 6X10	2	2	2	2	2	2	2	2		
24	95701-06016-08	BOLT, FLANGE, 6X16	2	2	2	2	2	2	2	2		
25	95701-06018-08	BOLT, FLANGE, 6X18	8	8	8	8	8	8	8	8		
26	95701-06025-08	BOLT, FLANGE, 6X25	4	4	4	4	4	4	4	4		
27	11300-P2A-000	COVER ASSY., R. SIDE	-	-	-	-	-	1	1	-		
	11300-PLC-020	-	-	-	-	-	-	-	1	1	

E-15

WATER PUMP/SENSOR



Service item	F.R.T.
SENSOR ASSY., WATER TEMP	0.3
.SWITCH ASSY., THERMOSTAT	
.THERMO UNIT	
COVER, WATER OUTLET	0.4
COVER, THERMOSTAT	0.5
THERMOSTAT ASSY.	0.6
CASE, THERMOSTAT	0.7
PIPE, CONNECTING	1.5
PUMP COMP., WATER	2.7

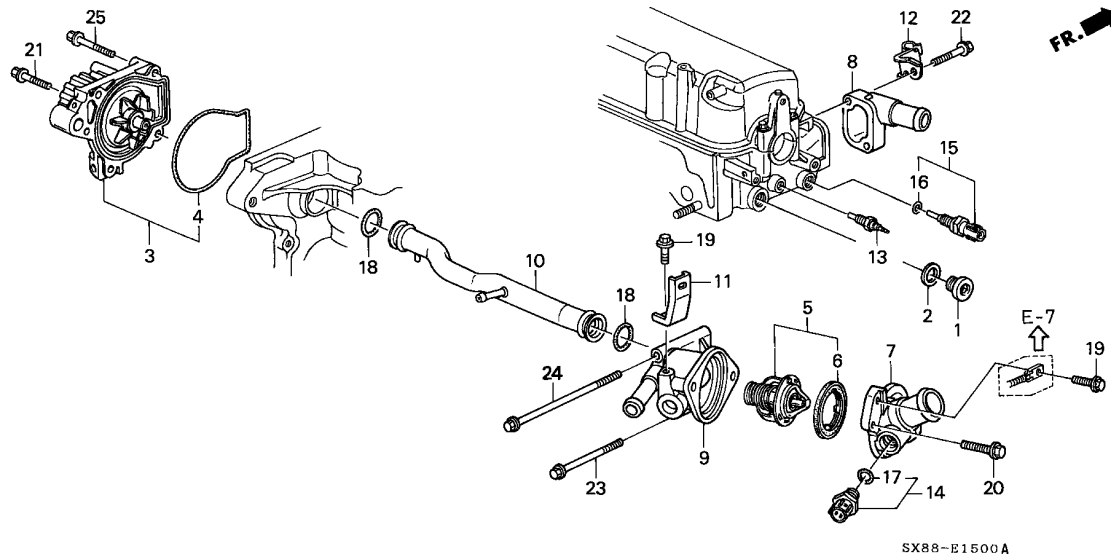


Ref. No.	Part No.	Description	Reqd. QTY								Serial No.	Parts catalogue code
			1996		1998		1999		2001			
			MT	AT	MT	AT	MT	AT	MT	AT		
1	12208-PR3-000	BOLT, SEALING, 20MM	1	1	1	1	1	1	1	1		
2	12209-PR3-000	WASHER, SEALING, 20MM	1	1	1	1	1	1	1	1		
3	19200-P3R-T01	PUMP COMP., WATER (YAMADA SOMBOON)	1	1	1	1	1	1	1	1		
4	19222-P08-004	O-RING, WATER PUMP (YAMADA)	1	1	1	1	1	1	1	1		
5	19301-P08-305	THERMOSTAT ASSY. (FUJI THOMSON)	1	1	-	-	-	-	-	-		
	19301-P08-315	-	-	1	1	1	1	1	1		
	19301-P08-316	THERMOSTAT ASSY. (NIPPON THERMOSTAT)	1	1	1	1	1	1	1	1		
6	19305-PT0-000	RUBBER, THERMOSTAT MOUNTING	1	1	1	1	1	1	1	1		
7	19311-P03-000	COVER, THERMOSTAT	1	1	1	1	1	1	1	1		
8	19315-P3R-T00	COVER, WATER OUTLET	1	1	1	1	1	1	1	1		
9	19320-P3R-T00	CASE, THERMOSTAT	1	1	1	1	1	1	1	1		
10	19505-P2A-000	PIPE, CONNECTING	1	1	1	1	1	1	1	1		
11	32743-P3R-T00	STAY D, ENGINE HARNESS	1	1	1	1	1	1	1	1		
12	36533-PM3-000	CLAMP, OXYGEN SENSOR	1	1	1	1	-	-	-	-		
	36533-P07-L00	-	-	-	-	1	1	1	1		
13	37750-PH2-014	THERMO UNIT (DENSO)	1	1	1	1	1	1	1	1		
14	37760-P00-003	SWITCH ASSY., THERMOSTAT (A-93)(NIPPON THERMOSTAT)	1	1	1	1	1	1	1	1		
15	37870-PJ7-003	SENSOR ASSY., WATER TEMP (MATSUSHITA)(TW5)	1	1	1	1	1	1	1	1		
16	91307-PJ7-003	O-RING, 9.5X1.5(MATSUSHITA)	1	1	1	1	1	1	1	1		
17	91307-PN4-000	O-RING, 17.5X1.4	1	1	1	1	1	1	1	1		

----- T2A,T4B,T8B
----- T11B,T11C,T11D

E-15

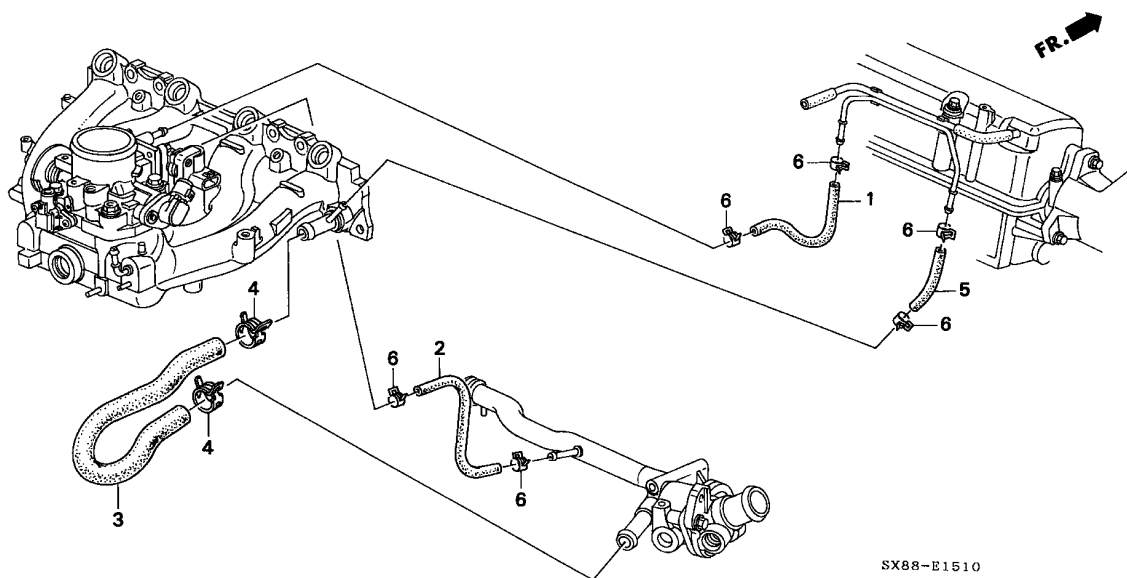
WATER PUMP/SENSOR



Ref. No.	Part No.	Description	Reqd. QTY								Serial No.	Parts catalogue code
			1996		1998		1999		2001			
			MT	AT	MT	AT	MT	AT	MT	AT		
18	91314-634-000	O-RING, 27.6X4.1	2	2	2	2	2	2	2	2		
19	95701-06012-08	BOLT, FLANGE, 6X12	2	2	2	2	2	2	2	2		
20	95701-06020-08	BOLT, FLANGE, 6X20	2	2	2	2	2	2	2	2		
21	95701-06022-08	BOLT, FLANGE, 6X22	1	1	1	1	1	1	1	1		
22	95701-06030-08	BOLT, FLANGE, 6X30	2	2	2	2	2	2	2	2		
23	95701-06045-08	BOLT, FLANGE, 6X45	1	1	1	1	1	1	1	1		
24	95701-06075-08	BOLT, FLANGE, 6X75	1	1	1	1	1	1	1	1		
25	95701-06030-08	BOLT, FLANGE, 6X30	3	3	3	3	3	3	-	-		
	95801-06030-08	-	-	-	-	-	-	3	3		

E-15-10

WATER HOSE



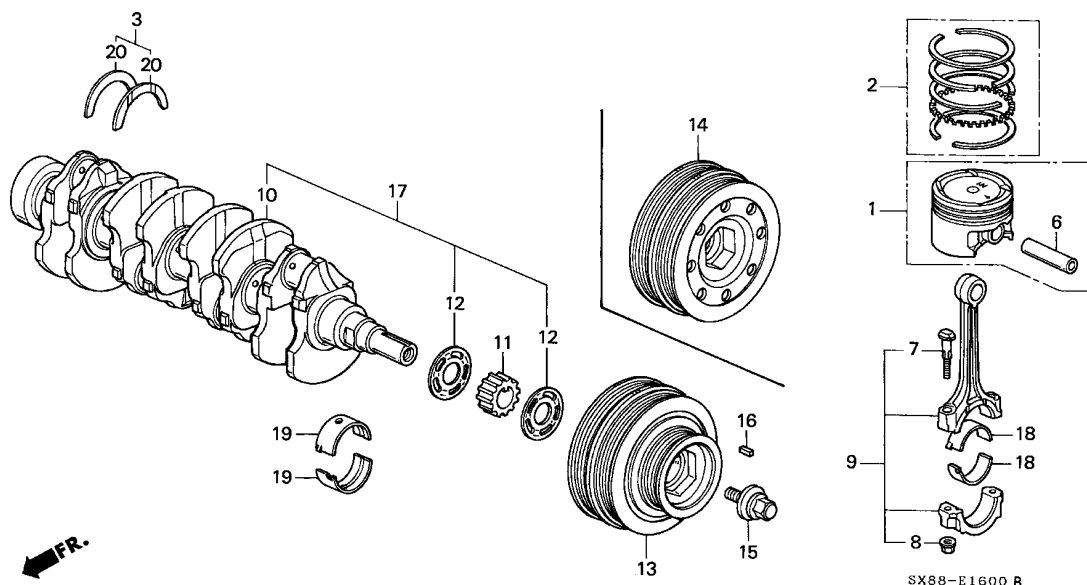
Service item	F.R.T.
HOSE, BREATHER HEATER	0.3
HOSE, BYPASS OUTLET	0.4
HOSE, ROTARY AIR CONTROL VALVE IN.	
HOSE, ELECTRONIC AIR CONTROL VALVE OUTLET	0.7



Ref. No.	Part No.	Description	Reqd. QTY								Serial No.	Parts catalogue code
			1996		1998		1999		2001			
			MT	AT	MT	AT	MT	AT	MT	AT		
1	19506-P2A-000	HOSE, ROTARY AIR CONTROL VALVE IN.	1	1	1	1	1	1	1	1		
2	19507-P2A-000	HOSE, ELECTRONIC AIR CONTROL VALVE OUTLET	1	1	1	1	1	1	1	1		
3	19508-P3R-T00	HOSE, BYPASS OUTLET	1	1	1	1	1	1	1	1		
4	19513-PE0-003	CLAMP, WATER HOSE (21.7MM) (CHUO HATSUJO)	2	2	2	2	2	2	2	2		
5	19527-P2A-000	HOSE, BREATHER HEATER	1	1	1	1	1	1	1	1		
6	95002-41250-04	CLAMP, TUBE (D12.5)	6	6	6	6	6	6	6	6		

E-16

PISTON/CRANKSHAFT



Service item	F.R.T.
PULLEY, CRANKSHAFT	1.0
BEARING, CONNECTING ROD	1.8
(ADD 0.2 FOR EACH.)	
PULLEY, TIMING BELT DRIVE	2.3
RING SET, PISTON	6.3
(ADD 0.4 FOR EACH.)	
PISTON SET	6.5
(ADD 0.6 FOR EACH.)	
ROD COMP., CONNECTING	
(ADD 0.6 FOR EACH.)	
CRANKSHAFT COMP.	*11.9

Ref. No.	Part No.	Description	Reqd. QTY								Serial No.	Parts catalogue code
			1996		1998		1999		2001			
			MT	AT	MT	AT	MT	AT	MT	AT		
1	13010-P2A-000	PISTON SET (STD.)	4	4	-	-	-	-	-	-		
	13010-P3R-T00	(JAPAN)										
	13010-P3S-T00	(LOCAL)	4	4	-	4	-	-	-	-		
	13010-PJT-T00	-	-	-	4	4	4	4	4	-----	T2A,T4B,T8B
	13020-P2A-000	PISTON SET (OS 0.25)	(4)	(4)	-	-	-	-	-	-	-----	T11B,T11C,T11D
	13020-P3S-T00	-	-	(4)	(4)	-	-	-	-		
	13020-PJT-T00	-	-	-	(4)	(4)	(4)	(4)	(4)	-----	T2A,T4B,T8B
	13030-P2A-000	PISTON SET (OS 0.50)	(4)	(4)	-	-	-	-	-	-	-----	T11B,T11C,T11D
	13030-P3S-T00	-	-	(4)	(4)	-	-	-	-		
	13030-PJT-T00	-	-	-	(4)	(4)	(4)	(4)	(4)	-----	T2A,T4B,T8B
	13011-PM3-004	RING SET, PISTON (STD.)(RIKEN)	4	4	-	-	-	-	-	-		
	13011-P08-004	-	-	4	4	4	4	4	4		
	13021-PM3-004	RING SET, PISTON (OS 0.25)	(4)	(4)	-	-	-	-	-	-		
	13021-P08-004	(RIKEN)	-	-	(4)	(4)	(4)	(4)	(4)	(4)		
	13031-PM3-004	RING SET, PISTON (OS 0.50)	(4)	(4)	-	-	-	-	-	-		
	13031-P08-004	(RIKEN)	-	-	(4)	(4)	(4)	(4)	(4)	(4)		
3	13014-PD1-S10	WASHER SET, THRUST (DAIDO) ..	1	1	1	1	-	-	-	-		
	13014-PD1-S20	WASHER SET, THRUST (TAIHO) ..	1	1	1	1	-	-	-	-		
6	13111-P3R-T00	PIN, PISTON	4	4	4	4	4	4	4	4		
7	13204-PE1-003	BOLT, CONNECTING ROD	8	8	8	8	8	8	8	8		
8	13205-634-010	NUT, CONNECTING ROD	8	8	8	8	8	8	8	8		

E-16

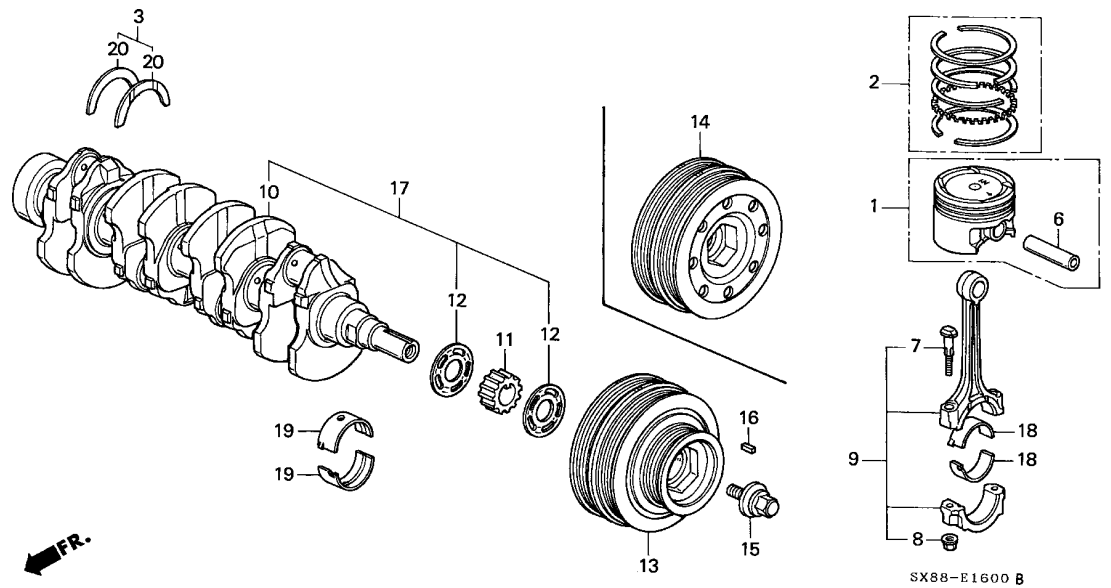
PISTON/CRANKSHAFT

Ref. No.	Part No.	Description	Reqd. QTY								Serial No.	Parts catalogue code
			1996		1998		1999		2001			
			MT	AT	MT	AT	MT	AT	MT	AT		
(8)	13205-689-004	NUT, CONNECTING ROD (NAGOYA RASHI)	8	8	-	8	-	-	8	8		
			-	-	8	-	-	-	-	-	-----	T5B,T5C,T6D
9	13210-PM1-000	ROD COMP., CONNECTING	4	4	-	-	-	-	-	-		
	13210-P07-000	-	-	4	4	4	4	4	4		
10	13310-PM3-020	CRANKSHAFT COMP.	-	-	-	-	1	1	-	-		
	13310-PM3-J00	CRANKSHAFT	-	-	-	-	-	-	1	1		
11	13621-PM3-013	PULLEY, TIMING BELT DRIVE (HITACHI)	1	1	1	1	1	1	-	-		
	13621-PM3-J01	-	-	-	-	-	-	1	1		
12	13622-PM3-020	PLATE, TIMING BELT GUIDE	2	2	2	2	2	2	-	-		
	13622-PLC-000	-	-	-	-	-	-	2	2		
13	13811-P2A-000	PULLEY, CRANKSHAFT	1	-	-	-	-	-	-	-	-----	T3B
	13810-P2K-003	PULLEY COMP., CRANKSHAFT	-	1	-	-	-	-	-	-		
	13810-P2J-003	-	-	-	-	1	1	-	-	-----	T2A,T8B
	13810-P2K-J01	-	-	-	-	-	-	1	1	-----	T11B,T11C,T11D
	13810-P2J-J01	-	-	-	-	-	-	1	1	-----	T2A,T4B,T8B
14	13811-P3X-G00	PULLEY, CRANKSHAFT	1	-	-	-	-	-	-	-	-----	T11B,T11C,T11D
15	90017-P01-003	BOLT-WASHER, 14X29	1	1	1	1	1	1	-	-		
	90017-PLC-003	BOLT-WASHER, 14X36	-	-	-	-	-	-	1	1		
16	90704-634-000	KEY, 4.5X11.0	1	1	1	1	1	1	1	1		
17	13300-PM1-305	CRANKSHAFT SET	1	1	-	-	-	-	-	-		
	13300-PM3-305	-	-	1	1	-	-	-	-		
18	13211-PE0-003	BEARING A, CONNECTING ROD (BLUE)(DAIDO)	8	8	-	-	-	-	-	-		
	13211-PE0-004	BEARING A, CONNECTING ROD (BLUE)(TAIHO)	8	8	-	-	-	-	-	-		
	13211-PE1-003	BEARING A, CONNECTING ROD (BLUE)(DAIDO)	-	-	8	8	8	8	8	8		
	13211-PE1-004	BEARING A, CONNECTING ROD (BLUE)(TAIHO)	-	-	8	8	-	-	-	-		
	13212-PE0-003	BEARING B, CONNECTING ROD (BLACK)(DAIDO)	8	8	-	-	-	-	-	-		
	13212-PE0-004	BEARING B, CONNECTING ROD (BLACK)(TAIHO)	8	8	-	-	-	-	-	-		
	13212-PE1-003	BEARING B, CONNECTING ROD (BLACK)(DAIDO)	-	-	8	8	8	8	8	8		
	13212-PE1-004	BEARING B, CONNECTING ROD (BLACK)(TAIHO)	-	-	8	8	-	-	-	-		
	13213-PE0-003	BEARING C, CONNECTING ROD (BROWN)(DAIDO)	8	8	-	-	-	-	-	-		
	13213-PE0-004	BEARING C, CONNECTING ROD (BROWN)(TAIHO)	8	8	-	-	-	-	-	-		
	13213-PE1-003	BEARING C, CONNECTING ROD (BROWN)(DAIDO)	-	-	8	8	8	8	8	8		
	13213-PE1-004	BEARING C, CONNECTING ROD (BROWN)(TAIHO)	-	-	8	8	-	-	-	-		
	13214-PE0-003	BEARING D, CONNECTING ROD (GREEN)(DAIDO)	8	8	-	-	-	-	-	-		
	13214-PE0-004	BEARING D, CONNECTING ROD (GREEN)(TAIHO)	8	8	-	-	-	-	-	-		
	13214-PE1-003	BEARING D, CONNECTING ROD (GREEN)(DAIDO)	-	-	8	8	8	8	8	8		



E-16

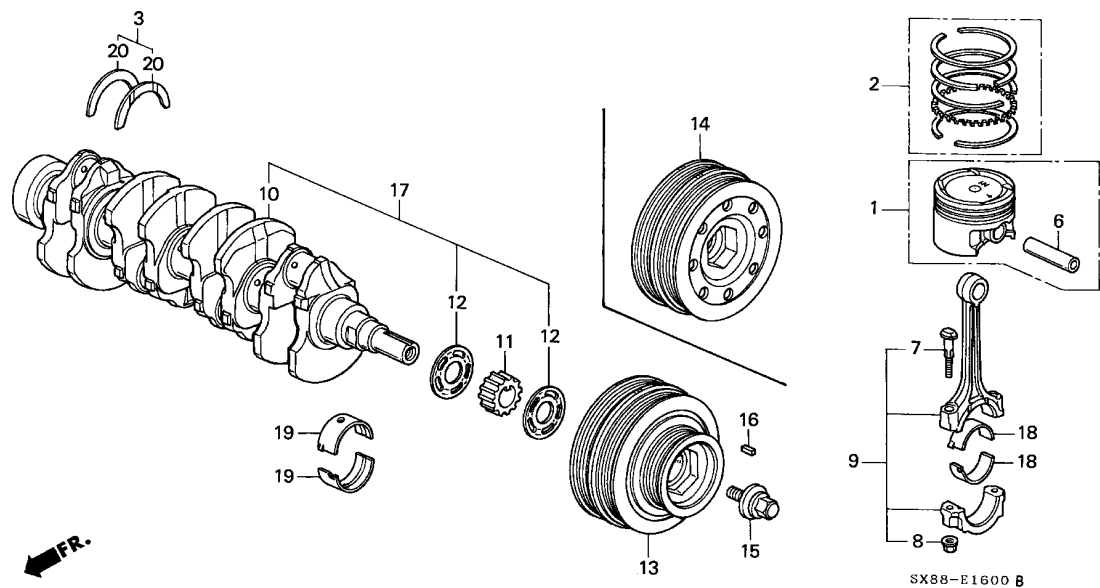
PISTON/CRANKSHAFT



Ref. No.	Part No.	Description	Reqd. QTY								Serial No.	Parts catalogue code
			1996		1998		1999		2001			
			MT	AT	MT	AT	MT	AT	MT	AT		
18)	13214-PE1-004	BEARING D, CONNECTING ROD (GREEN)(TAIHO)	-	-	8	8	-	-	-	-		
	13215-PE0-003	BEARING E, CONNECTING ROD (YELLOW)(DAIDO)	8	8	-	-	-	-	-	-		
	13215-PE0-004	BEARING E, CONNECTING ROD (YELLOW)(TAIHO)	8	8	-	-	-	-	-	-		
	13215-PE1-003	BEARING E, CONNECTING ROD (YELLOW)(DAIDO)	-	-	8	8	8	8	8	8		
	13215-PE1-004	BEARING E, CONNECTING ROD (YELLOW)(TAIHO)	-	-	8	8	-	-	-	-		
	13216-PE0-003	BEARING F, CONNECTING ROD (PINK)(DAIDO)	8	8	-	-	-	-	-	-		
	13216-PE0-004	BEARING F, CONNECTING ROD (PINK)(TAIHO)	8	8	-	-	-	-	-	-		
	13216-PE1-003	BEARING F, CONNECTING ROD (PINK)(DAIDO)	-	-	8	8	8	8	8	8		
	13216-PE1-004	BEARING F, CONNECTING ROD (PINK)(TAIHO)	-	-	8	8	-	-	-	-		
	13217-PE0-003	BEARING G, CONNECTING ROD (RED)(DAIDO)	8	8	-	-	-	-	-	-		
	13217-PE0-004	BEARING G, CONNECTING ROD (RED)(TAIHO)	8	8	-	-	-	-	-	-		
	13217-PE1-003	BEARING G, CONNECTING ROD (RED)(DAIDO)	-	-	8	8	8	8	8	8		
	13217-PE1-004	BEARING G, CONNECTING ROD (RED)(TAIHO)	-	-	8	8	-	-	-	-		
19	13321-PC0-014	BEARING A, MAIN (BLUE)(TAIHO)	10	10	10	10	-	-	-	-		
	13321-PE0-662	BEARING A, MAIN (BLUE)(DAIDO)	10	10	10	10	-	-	-	-		
	13322-PC0-014	BEARING B, MAIN (BLACK)(TAIHO)	10	10	10	10	-	-	-	-		

E-16

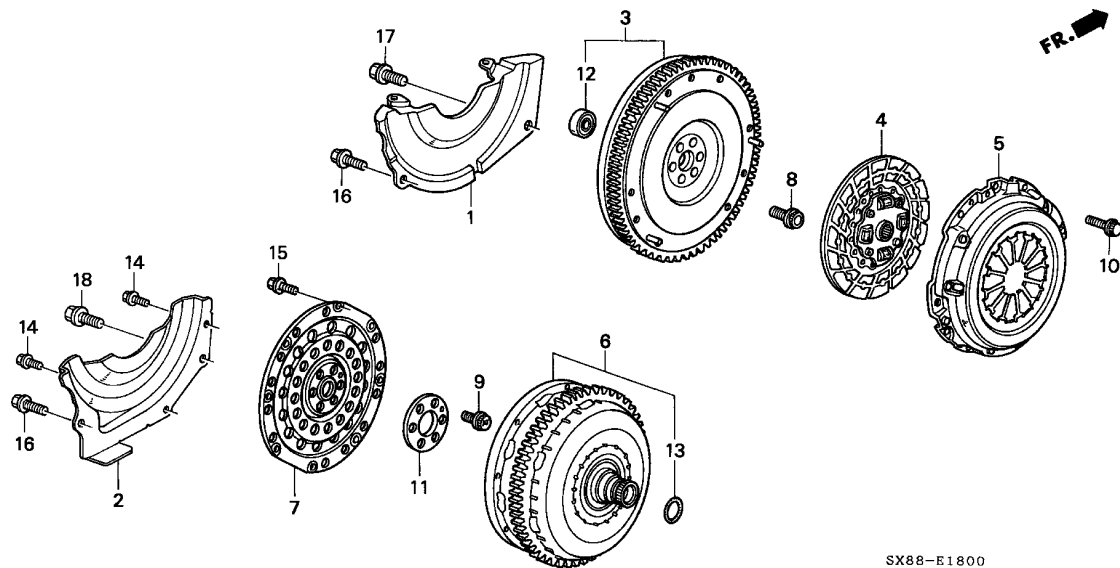
PISTON/CRANKSHAFT



Ref. No.	Part No.	Description	Reqd. QTY								Serial No.	Parts catalogue code
			1996		1998		1999		2001			
			MT	AT	MT	AT	MT	AT	MT	AT		
19)	13322-PE0-662	BEARING B, MAIN (BLACK) (DAIDO)	10	10	10	10	-	-	-	-		
	13323-PC0-014	BEARING C, MAIN (BROWN) (TAIHO)	10	10	10	10	-	-	-	-		
	13323-PE0-662	BEARING C, MAIN (BROWN) (DAIDO)	10	10	10	10	-	-	-	-		
	13324-PC0-014	BEARING D, MAIN (GREEN) (TAIHO)	10	10	10	10	-	-	-	-		
	13324-PE0-662	BEARING D, MAIN (GREEN) (DAIDO)	10	10	10	10	-	-	-	-		
	13325-PC0-014	BEARING E, MAIN (YELLOW) (TAIHO)	10	10	10	10	-	-	-	-		
	13325-PE0-662	BEARING E, MAIN (YELLOW) (DAIDO)	10	10	10	10	-	-	-	-		
	13326-PC0-014	BEARING F, MAIN (PINK) (TAIHO)	10	10	10	10	-	-	-	-		
	13326-PE0-662	BEARING F, MAIN (PINK) (DAIDO)	10	10	10	10	-	-	-	-		
	13327-PC0-014	BEARING G, MAIN (RED) (TAIHO)	10	10	10	10	-	-	-	-		
	13327-PE0-662	BEARING G, MAIN (RED) (DAIDO)	10	10	10	10	-	-	-	-		
	13321-PLC-003	BEARING A, MAIN (BLUE) (DAIDO)	-	-	-	-	10	10	10	10		
	13322-PLC-003	BEARING B, MAIN (BLACK) (DAIDO)	-	-	-	-	10	10	10	10		
	13323-PLC-003	BEARING C, MAIN (BROWN) (DAIDO)	-	-	-	-	10	10	10	10		
	13324-PLC-003	BEARING D, MAIN (GREEN) (DAIDO)	-	-	-	-	10	10	10	10		
	13325-PLC-003	BEARING E, MAIN (YELLOW) (DAIDO)	-	-	-	-	10	10	10	10		
	13326-PLC-003	BEARING F, MAIN (PINK) (DAIDO)	-	-	-	-	10	10	10	10		
	13327-PLC-003	BEARING G, MAIN (RED) (DAIDO)	-	-	-	-	10	10	10	10		
20	13331-PD1-003	WASHER, THRUST (DAIDO)	-	-	-	-	2	2	-	-		
	13331-PD1-004	WASHER, THRUST (TAIHO)	-	-	-	-	2	2	-	-		
	13331-PLC-003	WASHER, THRUST (DAIDO)	-	-	-	-	-	-	2	2		

E-18

CLUTCH/TORQUE CONVERTER



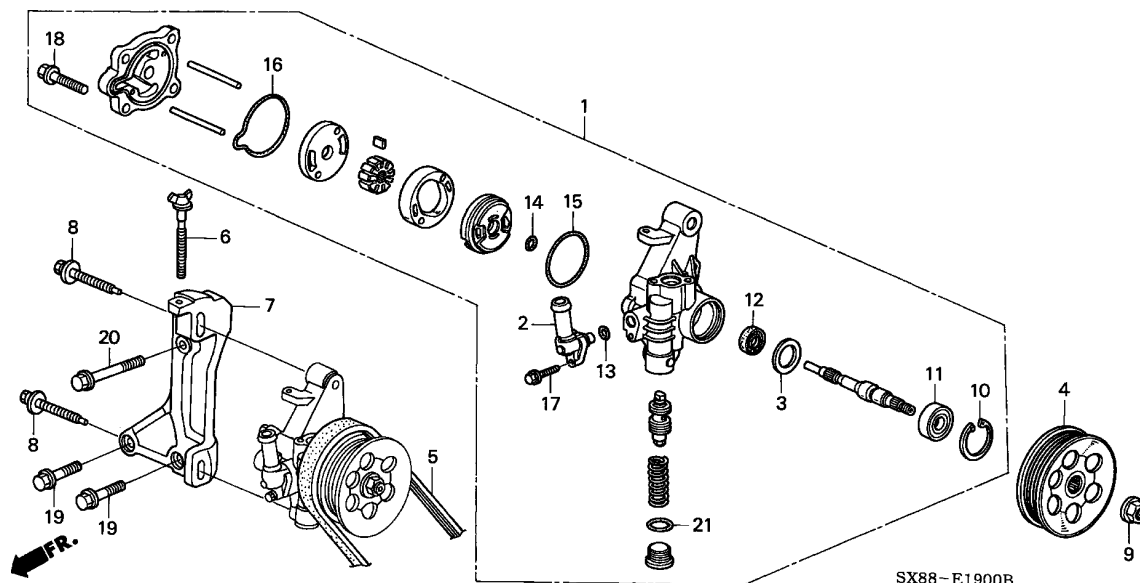
SX88-E1800

Service item	F.R.T.
CONVERTER ASSY., TORQUE	3.8
(1.0 ADDED WHEN OIL PRESSURE IS MEASURED)	
PLATE, DRIVE	4.0
DISK COMP., FRICTION	4.1
.DISK COMP., PRESSURE	
FLYWHEEL COMP.	4.3
BEARING	4.4

Ref. No.	Part No.	Description	Reqd. QTY								Serial No.	Parts catalogue code
			1996		1998		1999		2001			
			MT	AT	MT	AT	MT	AT	MT	AT		
1	21350-PR1-030	COVER, CLUTCH CASE	1	-	1	-	1	-	1	-		
2	21351-PM0-900	COVER, TORQUE CONVERTER CASE	-	1	-	1	-	1	-	1		
3	22100-P3R-005	FLYWHEEL COMP.	1	-	1	-	-	-	-	-		
	22100-P3R-015	-	-	-	-	-	1	-	1		
4	22200-P3R-005	DISK COMP., FRICTION	1	-	-	-	-	-	-	-		
	22200-P3S-005	-	-	1	-	-	-	-	-		
	22200-P3S-015	-	-	-	-	1	-	1	-		
5	22300-P3R-005	DISK COMP., PRESSURE	1	-	1	-	-	-	-	-		
	22300-P3R-015	-	-	-	-	1	-	1	-		
6	26000-P2A-305	CONVERTER ASSY., TORQUE	-	1	-	1	-	1	-	1		
7	26251-PE1-913	PLATE, DRIVE	-	1	-	-	-	-	-	-	-----	T103517
	26251-PE1-J10	-	1	-	-	-	-	-	-	T103518	
8	90011-PM0-000	BOLT, 12MM	6	-	6	-	6	-	6	-		
9	90023-PA9-000	BOLT, SPECIAL	-	6	-	6	-	6	-	6		
10	90034-689-000	BOLT, TWELVE POINT, 8MM (TOKAI TRW)	6	-	6	-	6	-	6	-		
11	90429-PJ7-900	WASHER, 40X85X2	-	1	-	1	-	1	-	-		
	90429-PLM-000	-	-	-	-	-	-	-	1		
12	91006-P3R-005	BEARING	1	-	1	-	1	-	1	-		
13	91302-639-000	O-RING, 32X1.9	-	1	-	1	-	1	-	1		
14	95701-06012-08	BOLT, FLANGE, 6X12	-	2	-	2	-	2	-	2		
15	95701-06014-08	BOLT, FLANGE, 6X14	-	8	-	8	-	8	-	8		
16	95701-08016-08	BOLT, FLANGE, 8X16	1	1	1	1	1	1	1	1		
17	95701-10016-08	BOLT, FLANGE, 10X16	1	-	1	-	1	-	-	-		
	95701-10020-08	BOLT, FLANGE, 10X20	-	-	-	-	-	-	1	-		
18	95701-10020-08	BOLT, FLANGE, 10X20	-	1	-	1	-	1	-	1		

E-19

P.S. PUMP/BRACKET



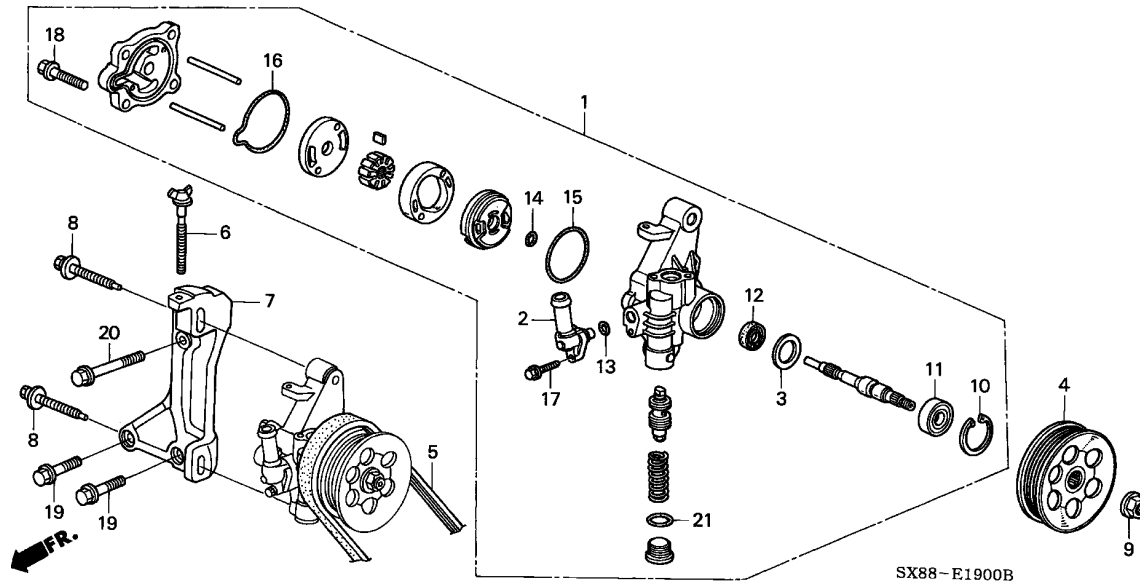
Service item	F.R.T.
BELT, POWER STEERING PUMP	0.2
O-RING, 13.0X1.9	0.3
.PULLEY COMP., POWER STEERING PUMP	
O-RING, 15.2X2.4	0.8
.PUMP SUB ASSY., POWER STEERING	
.SEAL, POWER STEERING PUMP COVER	
SEAL, POWER STEERING PUMP	1.2
(INC. RELATIVE PART)	



Ref. No.	Part No.	Description	Reqd. QTY								Serial No.	Parts catalogue code
			1996		1998		1999		2001			
			MT	AT	MT	AT	MT	AT	MT	AT		
1	56110-P3R-T02	PUMP SUB ASSY., POWER STEERING	1	-	1	-	-	-	-	-	-	T3B,T5B,T5C,T6D
	56110-P3R-T03	-	-	-	-	1	1	1	1	-	T4B,T8B
	56110-PJT-T01	-	-	-	-	1	1	1	1	-	T11B,T11C,T11D
2	56123-P2A-003	JOINT, IN.	-	-	1	-	1	-	1	-	-	T11B,T4B,T5B,T5C,T6D,T8B
3	56167-P2A-003	SPACER, PUMP SEAL	1	-	1	-	1	-	1	-	-	T11B,T3B,T4B,T5B,T5C,T6D,T8B
			-	1	-	1	-	1	-	1	-	
4	56483-P2A-003	PULLEY COMP., POWER STEERING PUMP	1	-	1	-	1	-	1	-	-	T11B,T3B,T4B,T5B,T5C,T6D,T8B
			-	1	-	1	-	1	-	1	-	
5	56992-P3R-T01	BELT, POWER STEERING PUMP ...	1	-	1	-	1	-	1	-	-	T11B,T3B,T4B,T5B,T5C,T6D,T8B
			-	1	-	1	-	1	-	1	-	
6	56996-P01-000	BOLT, POWER STEERING PUMP ADJUSTING WING	1	-	1	-	1	-	1	-	-	T11B,T3B,T4B,T5B,T5C,T6D,T8B
			-	1	-	1	-	1	-	1	-	
7	56997-P3R-T00	BRACKET, POWER STEERING PUMP	1	-	1	-	1	-	1	-	-	T11B,T3B,T4B,T5B,T5C,T6D,T8B
			-	1	-	1	-	1	-	1	-	
8	90004-P30-000	BOLT, SPECIAL, 8MM	2	-	2	-	2	-	2	-	-	T11B,T3B,T4B,T5B,T5C,T6D,T8B
			-	2	-	2	-	2	-	2	-	
9	90305-P0G-003	NUT, POWER STEERING PULLEY ..	1	-	1	-	-	-	-	-	-	T3B,T5B,T5C,T6D
			-	1	-	1	-	-	-	-	-	
	90305-PAA-A01	-	-	-	-	1	-	1	-	-	T11B,T4B,T8B
			-	-	-	-	1	-	1	-	-	
10	90693-P2A-003	CIRCLIP, INTERNAL, 40MM	1	-	1	-	1	-	1	-	-	T11B,T3B,T4B,T5B,T5C,T6D,T8B
			-	1	-	1	-	1	-	1	-	

E-19

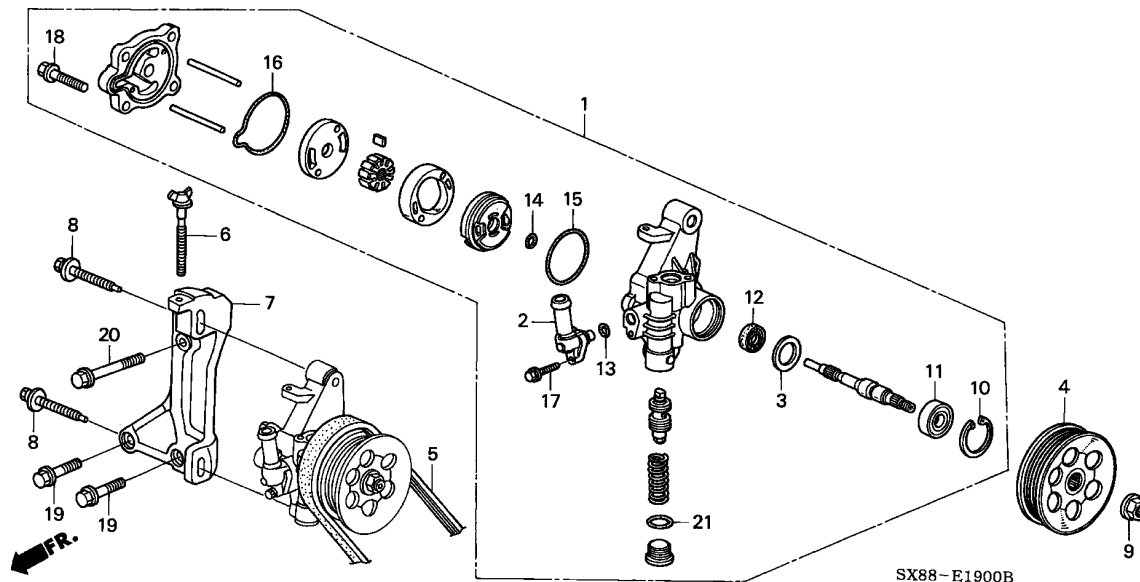
P.S. PUMP/BRACKET



Ref. No.	Part No.	Description	Reqd. QTY								Serial No.	Parts catalogue code
			1996		1998		1999		2001			
			MT	AT	MT	AT	MT	AT	MT	AT		
11	91048-P2A-003	BEARING, RADIAL BALL, 17X40X12	1	-	1	-	1	-	1	-	-----	T11B,T3B,T4B,T5B,T5C,T6D,T8B
12	91249-P2A-003	SEAL, POWER STEERING PUMP	1	-	1	-	1	-	1	-	-----	T11B,T3B,T4B,T5B,T5C,T6D,T8B
13	91345-PY3-000	O-RING, 13.0X1.9	1	-	1	-	-	-	-	-	-----	T3B,T5B,T5C,T6D
	91345-PAA-A01		-	-	-	-	1	-	1	-	-----	T11B,T4B,T8B
14	91347-P2A-003	O-RING, 15.2X2.4	1	-	1	-	1	-	1	-	-----	T11B,T3B,T4B,T5B,T5C,T6D,T8B
15	91348-P2A-003	O-RING, 51.0X2.4	1	-	1	-	1	-	1	-	-----	T11B,T3B,T4B,T5B,T5C,T6D,T8B
16	91349-P2A-003	SEAL, POWER STEERING PUMP COVER	1	-	1	-	1	-	1	-	-----	T11B,T3B,T4B,T5B,T5C,T6D,T8B
17	95701-06020-08	BOLT, FLANGE, 6X20	1	-	1	-	-	-	-	-	-----	T3B,T5B,T5C,T6D
	91350-P8C-A01		-	-	-	-	1	-	1	-	-----	T11B,T4B,T8B
18	95701-08028-08	BOLT, FLANGE, 8X28	4	-	4	-	-	-	-	-	-----	T3B,T5B,T5C,T6D
	90105-S50-003		-	-	-	-	4	-	4	-	-----	T11B,T4B,T8B
19	95701-10030-08	BOLT, FLANGE, 10X30	2	-	2	-	2	-	2	-	-----	T11B,T3B,T4B,T5B,T5C,T6D,T8B
20	95701-10055-08	BOLT, FLANGE, 10X55	1	-	1	-	1	-	1	-	-----	T11B,T3B,T4B,T5B,T5C,T6D,T8B
			-	1	-	1	-	1	-	1		

E-19

P.S. PUMP/BRACKET

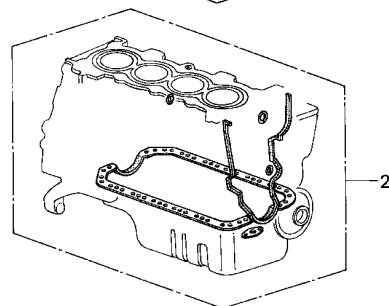
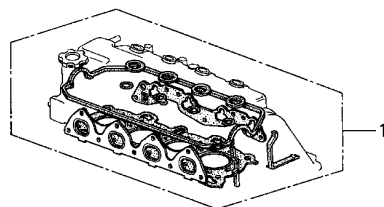
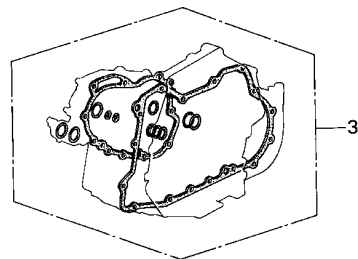


Ref. No.	Part No.	Description	Reqd. QTY								Serial No.	Parts catalogue code
			1996		1998		1999		2001			
			MT	AT	MT	AT	MT	AT	MT	AT		
21	91347-P2A-003	O-RING, 15.2X2.4	1	-	1	-	-	-	-	-	-----	T3B,T5B,T5C,T6D
	91347-PAA-A01	O-RING, 16.7X1.8	-	-	-	-	1	-	1	-	-----	T11B,T4B,T8B
			-	-	-	-	-	1	-	1		

E-20

GASKET KIT

2



FR.

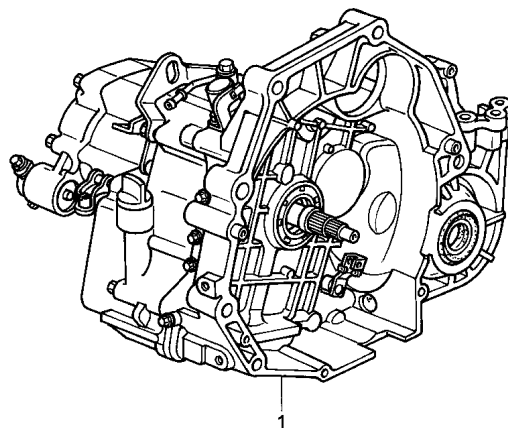
SX88-E2000

Service item F.R.T.
NOT INFORMATION

Ref. No.	Part No.	Description	Reqd. QTY								Serial No.	Parts catalogue code
			1996		1998		1999		2001			
			MT	AT	MT	AT	MT	AT	MT	AT		
1	06110-P3M-010	GASKET KIT, CYLINDER HEAD ...	1	1	-	-	-	-	-	-		
	06110-P3R-T01	-	-	1	1	1	1	1	1		
2	06111-P2A-010	GASKET KIT, CYLINDER BLOCK ..	1	1	-	-	-	-	-	-		
	06111-P3M-K00	-	-	1	1	1	1	-	-		
	06111-P7A-J01	-	-	-	-	-	-	1	1		
3	06112-PL4-415	GASKET KIT, AT TRANSMISSION -	-	1	-	1	-	1	-	1		

E-20-10

TRANSMISSION ASSY.



FR. ←

SX88-E2010

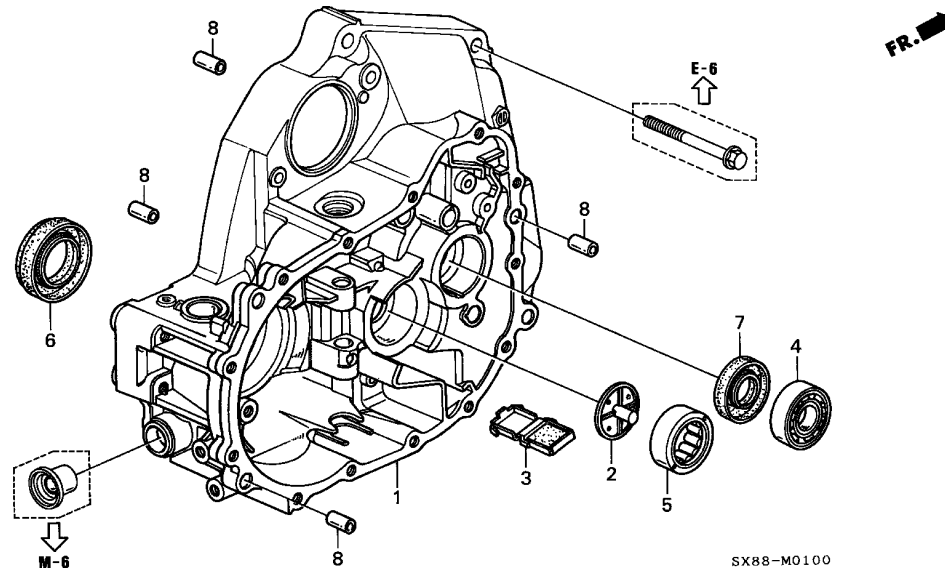
Service item	F.R.T.
TRANSMISSION ASSY. (AT) (1.0 ADDED WHEN OIL PRESSURE IS MEASURED)	3.8
TRANSMISSION ASSY. (MT)	

2

Ref. No.	Part No.	Description	Reqd. QTY								Serial No.	Parts catalogue code
			1996		1998		1999		2001			
			MT	AT	MT	AT	MT	AT	MT	AT		
1	20011-P3T-W40	TRANSMISSION ASSY. (MT)	1	-	-	-	-	-	-	-		
	20011-P3T-W50	-	-	1	-	-	-	-	-		
	20011-P3T-B50	-	-	-	-	1	-	1	-	-----	T2A,T4B,T8B
	20021-P3V-T30	TRANSMISSION ASSY. (AT)	-	1	-	-	-	-	-	-	-----	T11B
	20021-P3V-T50	-	-	-	1	-	-	-	-		
	20021-P3V-930	-	-	-	-	-	1	-	1	-----	T4B,T8B
	20021-P3V-970	-	-	-	-	-	1	-	1	-----	T11B,T11C,T11D

M-1

CLUTCH HOUSING



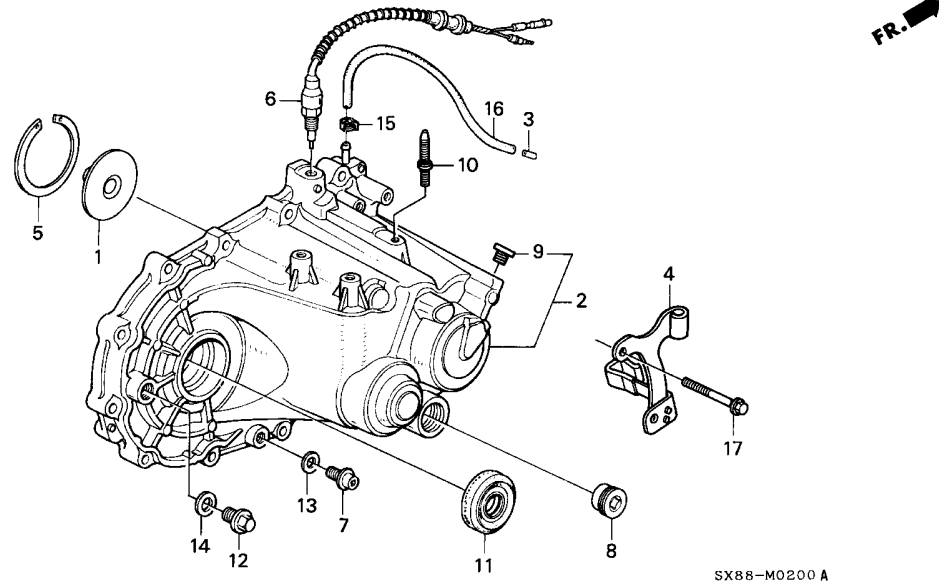
Service item	F.R.T.
OIL SEAL, 35X56X8	0.7
OIL SEAL, 26X42X7	5.8
CASE COMP., CLUTCH	6.2

3

Ref. No.	Part No.	Description	Reqd. QTY								Serial No.	Parts catalogue code	
			1996		1998		1999		2001				
			MT	AT	MT	AT	MT	AT	MT	AT			
1	21000-P3T-A01	CASE COMP., CLUTCH	1	-	1	-	-	-	-	-	-	-	-
	21000-P3T-B00	-	-	-	-	1	-	1	-	-	-	T2A,T4B,T8B
2	21103-PL3-A00	PLATE C, OIL GUIDE	1	-	1	-	-	-	-	-	-	-	T11B
	21103-PL3-B00	-	-	-	-	1	-	1	-	-	-	T2A,T4B,T8B
	21103-PL3-C00	-	-	-	-	1	-	1	-	-	-	T11B
3	21120-PG2-003	MAGNET, TRANSMISSION	1	-	1	-	1	-	1	-	-	-	-
4	91002-PL3-A04	BEARING, BALL, 6205UC/26 (NTN)	1	-	1	-	-	-	-	-	-	-	-
	91002-PS0-003	BEARING, BALL, 6305SPL (NTN)	-	-	-	-	1	-	1	-	-	-	T2A,T8B
	91002-PHR-003	BEARING, BALL, 26X52X15	-	-	-	-	-	-	1	-	-	-	T11B
5	91101-PL3-A02	BEARING, NEEDLE, 30X47X21 (NTN)	1	-	1	-	-	-	-	-	-	-	T2A,T4B,T8B
	91101-PL3-B03	BEARING, NEEDLE, 30X55X21 (NTN)	-	-	-	-	1	-	1	-	-	-	T2A,T4B,T8B
	91101-PL3-C03	-	-	-	-	1	-	1	-	-	-	T11B
6	91205-PL3-A01	OIL SEAL, 35X56X8 (ARAI)	1	-	1	-	-	-	-	-	-	-	-
	91205-PL3-A02	OIL SEAL, 35X56X8 (NOK)	1	-	1	-	1	-	1	-	-	-	-
7	91216-PL3-005	OIL SEAL, 26X42X7 (NOK)	1	-	1	-	1	-	1	-	-	-	-
8	94301-14200	PIN, DOWEL, 14X20	4	-	4	-	4	-	4	-	-	-	-

M-2

TRANSMISSION HOUSING



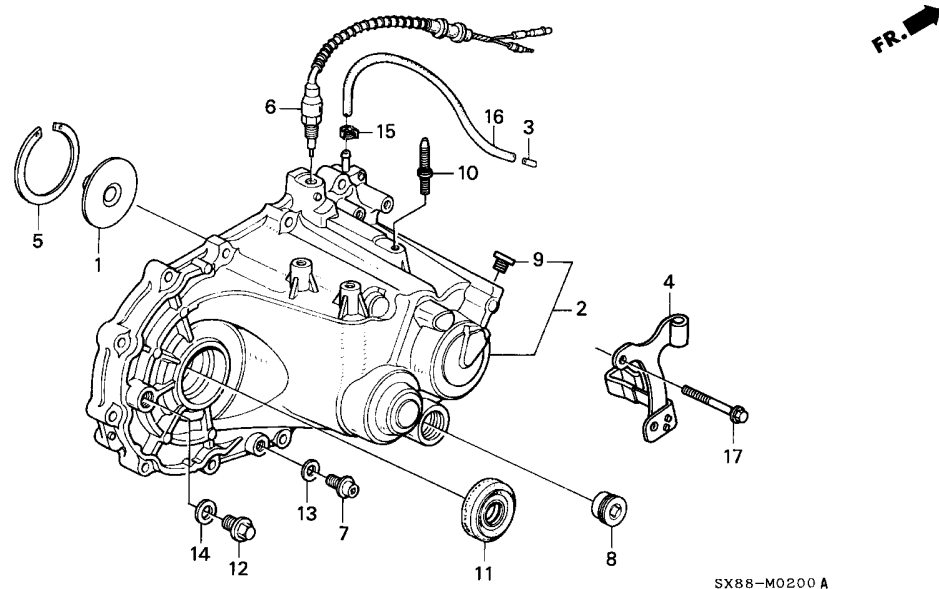
Service item	F.R.T.
SWITCH ASSY., BACK UP LIGHT ..	0.3
.WASHER, DRAIN PLUG, 14MM	
OIL SEAL, 35X62X8	0.7
CASE COMP., TRANSMISSION	5.7



Ref. No.	Part No.	Description	Reqd. QTY								Serial No.	Parts catalogue code
			1996		1998		1999		2001			
			MT	AT	MT	AT	MT	AT	MT	AT		
1	21104-PL3-A10	PLATE M, OIL GUIDE	1	-	1	-	-	-	-	-		
	21104-PS1-020	-	-	-	-	1	-	1	-	-----	T2A,T4B,T8B
2	21200-PL3-A10	CASE COMP., TRANSMISSION	1	-	1	-	-	-	-	-	-----	T11B
	21200-PL3-900	-	-	-	-	1	-	1	-	-----	T2A,T4B,T8B
3	21321-689-000	PLUG, BREATHER TUBE	1	-	1	-	1	-	1	-	-----	T11B
4	21390-P3T-000	STAY COMP., BREATHER TUBE ...	1	-	1	-	1	-	1	-		
5	23931-PL3-A10	SHIM A, 65MM(0.60)	1	-	1	-	-	-	-	-		
	23932-PL3-A10	SHIM B, 65MM(0.63)	1	-	1	-	-	-	-	-	-----	T2A,T4B,T8B
	23933-PL3-A10	SHIM C, 65MM(0.66)	1	-	1	-	-	-	-	-	-----	T2A,T4B,T8B
	23934-PL3-A10	SHIM D, 65MM(0.69)	1	-	1	-	-	-	-	-	-----	T2A,T4B,T8B
	23935-PL3-A10	SHIM E, 65MM(0.72)	1	-	1	-	-	-	-	-	-----	T2A,T4B,T8B
	23936-PL3-A10	SHIM F, 65MM(0.75)	1	-	1	-	-	-	-	-	-----	T2A,T4B,T8B
	23937-PL3-A10	SHIM G, 65MM(0.78)	1	-	1	-	-	-	-	-	-----	T2A,T4B,T8B
	23938-PL3-A10	SHIM H, 65MM(0.81)	1	-	1	-	-	-	-	-	-----	T2A,T4B,T8B
	23939-PL3-A10	SHIM I, 65MM(0.84)	1	-	1	-	-	-	-	-	-----	T2A,T4B,T8B
	23940-PL3-A10	SHIM J, 65MM(0.87)	1	-	1	-	-	-	-	-	-----	T2A,T4B,T8B
			-	-	-	-	1	-	1	-	-----	T2A,T4B,T8B

M-2

TRANSMISSION HOUSING



SX88-M0200 A

Ref. No.	Part No.	Description	Reqd. QTY								Serial No.	Parts catalogue code
			1996		1998		1999		2001			
			MT	AT	MT	AT	MT	AT	MT	AT		
(5)	23941-PL3-A10	SHIM K, 65MM(0.90)	1	-	1	-	-	-	-	-	-	T2A,T4B,T8B
	23942-PL3-A10	SHIM L, 65MM(0.93)	1	-	1	-	-	-	-	-	-	T2A,T4B,T8B
	23943-PL3-A10	SHIM M, 65MM(0.96)	1	-	1	-	-	-	-	-	-	T2A,T4B,T8B
	23944-PL3-A10	SHIM N, 65MM(0.99)	1	-	1	-	-	-	-	-	-	T2A,T4B,T8B
	23945-PL3-A10	SHIM O, 65MM(1.02)	1	-	1	-	-	-	-	-	-	T2A,T4B,T8B
	23946-PL3-A10	SHIM P, 65MM(1.05)	1	-	1	-	-	-	-	-	-	T2A,T4B,T8B
	23947-PL3-A10	SHIM Q, 65MM(1.08)	1	-	1	-	-	-	-	-	-	T2A,T4B,T8B
	23948-PL3-A10	SHIM R, 65MM(1.11)	1	-	1	-	-	-	-	-	-	T2A,T4B,T8B
	23949-PL3-A10	SHIM S, 65MM(1.14)	1	-	1	-	-	-	-	-	-	T2A,T4B,T8B
	23950-PL3-A10	SHIM T, 65MM(1.17)	1	-	1	-	-	-	-	-	-	T2A,T4B,T8B
	23951-PL3-A10	SHIM U, 65MM(1.20)	1	-	1	-	-	-	-	-	-	T2A,T4B,T8B
	23952-PL3-A10	SHIM V, 65MM(1.23)	1	-	1	-	-	-	-	-	-	T2A,T4B,T8B
	23953-PL3-A10	SHIM W, 65MM(1.26)	1	-	1	-	-	-	-	-	-	T2A,T4B,T8B
	23954-PL3-A10	SHIM X, 65MM(1.29)	1	-	1	-	-	-	-	-	-	T2A,T4B,T8B
			-	-	-	-	1	-	1	-	-	T2A,T4B,T8B

M-2

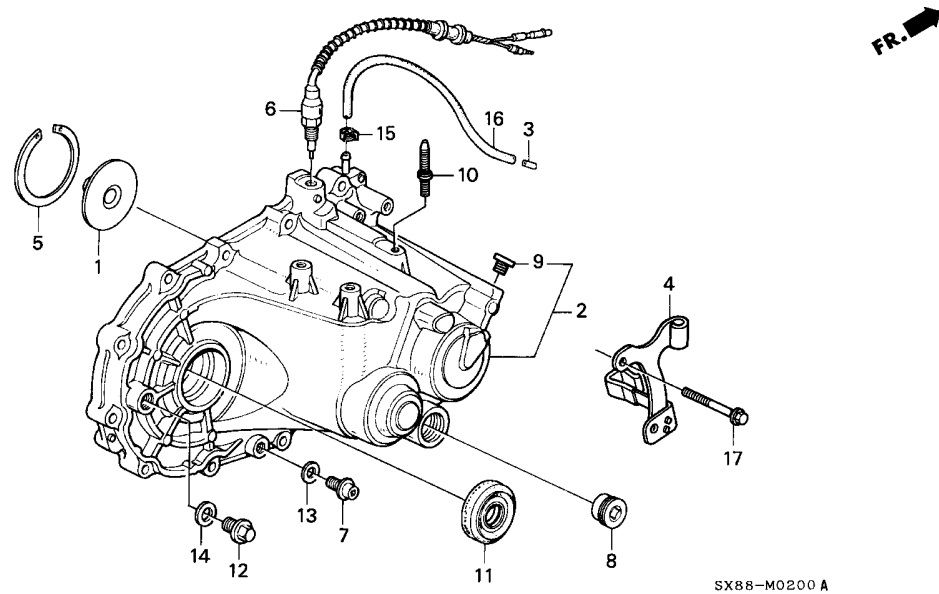
TRANSMISSION HOUSING

Ref. No.	Part No.	Description	Reqd. QTY								Serial No.	Parts catalogue code			
			1996		1998		1999		2001						
			MT	AT	MT	AT	MT	AT	MT	AT					
(5)	23955-PL3-A10	SHIM Y, 65MM(1.32)	1	-	1	-	-	-	-	-	-	-	-	-	-
	23956-PL3-A10	SHIM Z, 65MM(1.35)	1	-	1	-	-	1	-	1	-	-	-	-	T2A,T4B,T8B
	23957-PL3-A10	SHIM AA, 65MM(1.38)	1	-	1	-	-	1	-	1	-	-	-	-	T2A,T4B,T8B
	23958-PL3-A10	SHIM AB, 65MM(1.41)	1	-	1	-	-	1	-	1	-	-	-	-	T2A,T4B,T8B
	23959-PL3-A10	SHIM AC, 65MM(1.44)	1	-	1	-	-	1	-	1	-	-	-	-	T2A,T4B,T8B
	23960-PL3-A10	SHIM AD, 65MM(1.47)	1	-	1	-	-	1	-	1	-	-	-	-	T2A,T4B,T8B
	23961-PL3-A10	SHIM AE, 65MM(1.50)	1	-	1	-	-	1	-	1	-	-	-	-	T2A,T4B,T8B
	23962-PL3-A10	SHIM AF, 65MM(1.53)	1	-	1	-	-	1	-	1	-	-	-	-	T2A,T4B,T8B
	23963-PL3-A10	SHIM AG, 65MM(1.56)	1	-	1	-	-	1	-	1	-	-	-	-	T2A,T4B,T8B
	23964-PL3-A10	SHIM AH, 65MM(1.59)	1	-	1	-	-	1	-	1	-	-	-	-	T2A,T4B,T8B
	23965-PL3-A10	SHIM AI, 65MM(1.62)	1	-	1	-	-	1	-	1	-	-	-	-	T2A,T4B,T8B
	23966-PL3-A10	SHIM AJ, 65MM(1.65)	1	-	1	-	-	1	-	1	-	-	-	-	T2A,T4B,T8B
	23967-PL3-A10	SHIM AK, 65MM(1.68)	1	-	1	-	-	1	-	1	-	-	-	-	T2A,T4B,T8B
	23968-PL3-A10	SHIM AL, 65MM(1.71)	1	-	1	-	-	1	-	1	-	-	-	-	T2A,T4B,T8B
	23969-PL3-A10	SHIM AM, 65MM(1.74)	1	-	1	-	-	1	-	1	-	-	-	-	T2A,T4B,T8B
	23970-PL3-A10	SHIM AN, 65MM(1.77)	1	-	1	-	-	1	-	1	-	-	-	-	T2A,T4B,T8B
	23971-PL3-A10	SHIM AO, 65MM(1.80)	1	-	1	-	-	1	-	1	-	-	-	-	T2A,T4B,T8B
	23931-PL3-B00	SHIM A, 70MM(0.60)	-	-	-	-	-	1	-	1	-	-	-	-	T11B
	23932-PL3-B00	SHIM B, 70MM(0.63)	-	-	-	-	-	1	-	1	-	-	-	-	T11B
	23933-PL3-B00	SHIM C, 70MM(0.66)	-	-	-	-	-	1	-	1	-	-	-	-	T11B
	23934-PL3-B00	SHIM D, 70MM(0.69)	-	-	-	-	-	1	-	1	-	-	-	-	T11B
	23935-PL3-B00	SHIM E, 70MM(0.72)	-	-	-	-	-	1	-	1	-	-	-	-	T11B
	23936-PL3-B00	SHIM F, 70MM(0.75)	-	-	-	-	-	1	-	1	-	-	-	-	T11B
	23937-PL3-B00	SHIM G, 70MM(0.78)	-	-	-	-	-	1	-	1	-	-	-	-	T11B
	23938-PL3-B00	SHIM H, 70MM(0.81)	-	-	-	-	-	1	-	1	-	-	-	-	T11B
	23939-PL3-B00	SHIM I, 70MM(0.84)	-	-	-	-	-	1	-	1	-	-	-	-	T11B
	23940-PL3-B00	SHIM J, 70MM(0.87)	-	-	-	-	-	1	-	1	-	-	-	-	T11B
	23941-PL3-B00	SHIM K, 70MM(0.90)	-	-	-	-	-	1	-	1	-	-	-	-	T11B
	23942-PL3-B00	SHIM L, 70MM(0.93)	-	-	-	-	-	1	-	1	-	-	-	-	T11B
	23943-PL3-B00	SHIM M, 70MM(0.96)	-	-	-	-	-	1	-	1	-	-	-	-	T11B
	23944-PL3-B00	SHIM N, 70MM(0.99)	-	-	-	-	-	1	-	1	-	-	-	-	T11B
	23945-PL3-B00	SHIM O, 70MM(1.02)	-	-	-	-	-	1	-	1	-	-	-	-	T11B
	23946-PL3-B00	SHIM P, 70MM(1.05)	-	-	-	-	-	1	-	1	-	-	-	-	T11B
	23947-PL3-B00	SHIM Q, 70MM(1.08)	-	-	-	-	-	1	-	1	-	-	-	-	T11B
	23948-PL3-B00	SHIM R, 70MM(1.11)	-	-	-	-	-	1	-	1	-	-	-	-	T11B
	23949-PL3-B00	SHIM S, 70MM(1.14)	-	-	-	-	-	1	-	1	-	-	-	-	T11B
	23950-PL3-B00	SHIM T, 70MM(1.17)	-	-	-	-	-	1	-	1	-	-	-	-	T11B
	23951-PL3-B00	SHIM U, 70MM(1.20)	-	-	-	-	-	1	-	1	-	-	-	-	T11B
	23952-PL3-B00	SHIM V, 70MM(1.23)	-	-	-	-	-	1	-	1	-	-	-	-	T11B
	23953-PL3-B00	SHIM W, 70MM(1.26)	-	-	-	-	-	1	-	1	-	-	-	-	T11B
	23954-PL3-B00	SHIM X, 70MM(1.29)	-	-	-	-	-	1	-	1	-	-	-	-	T11B



M-2

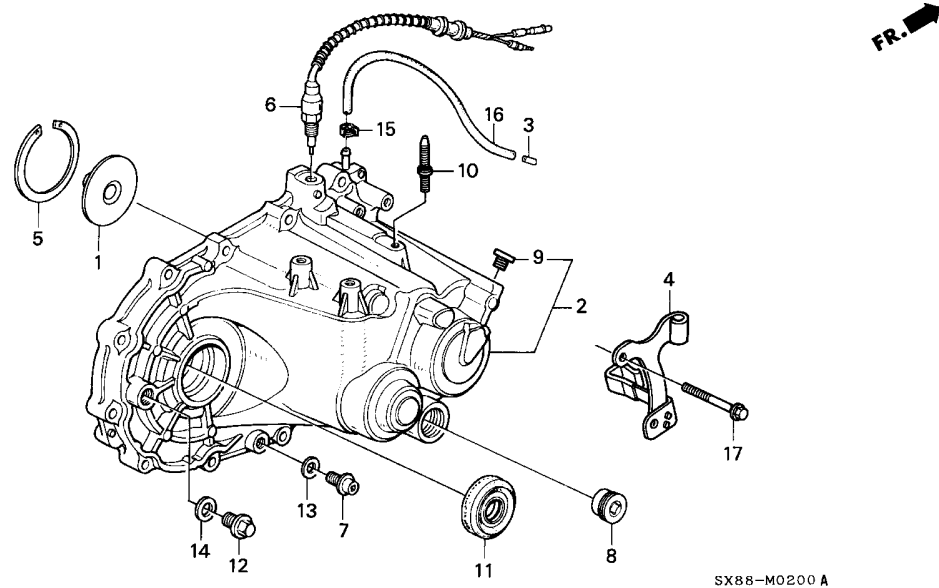
TRANSMISSION HOUSING



Ref. No.	Part No.	Description	Reqd. QTY								Serial No.	Parts catalogue code
			1996		1998		1999		2001			
			MT	AT	MT	AT	MT	AT	MT	AT		
(5)	23955-PL3-B00	SHIM Y, 70MM(1.32)	-	-	-	-	1	-	1	-	-----	T11B
	23956-PL3-B00	SHIM Z, 70MM(1.35)	-	-	-	-	1	-	1	-	-----	T11B
	23957-PL3-B00	SHIM AA, 70MM(1.38)	-	-	-	-	1	-	1	-	-----	T11B
	23958-PL3-B00	SHIM AB, 70MM(1.41)	-	-	-	-	1	-	1	-	-----	T11B
	23959-PL3-B00	SHIM AC, 70MM(1.44)	-	-	-	-	1	-	1	-	-----	T11B
	23960-PL3-B00	SHIM AD, 70MM(1.47)	-	-	-	-	1	-	1	-	-----	T11B
	23961-PL3-B00	SHIM AE, 70MM(1.50)	-	-	-	-	1	-	1	-	-----	T11B
	23962-PL3-B00	SHIM AF, 70MM(1.53)	-	-	-	-	1	-	1	-	-----	T11B
	23963-PL3-B00	SHIM AG, 70MM(1.56)	-	-	-	-	1	-	1	-	-----	T11B
	23964-PL3-B00	SHIM AH, 70MM(1.59)	-	-	-	-	1	-	1	-	-----	T11B
	23965-PL3-B00	SHIM AI, 70MM(1.62)	-	-	-	-	1	-	1	-	-----	T11B
	23966-PL3-B00	SHIM AJ, 70MM(1.65)	-	-	-	-	1	-	1	-	-----	T11B
	23967-PL3-B00	SHIM AK, 70MM(1.68)	-	-	-	-	1	-	1	-	-----	T11B
	23968-PL3-B00	SHIM AL, 70MM(1.71)	-	-	-	-	1	-	1	-	-----	T11B
	23969-PL3-B00	SHIM AM, 70MM(1.74)	-	-	-	-	1	-	1	-	-----	T11B
	23970-PL3-B00	SHIM AN, 70MM(1.77)	-	-	-	-	1	-	1	-	-----	T11B
	23971-PL3-B00	SHIM AO, 70MM(1.80)	-	-	-	-	1	-	1	-	-----	T11B
6	35600-PL3-013	SWITCH ASSY., BACK UP LIGHT ..	1	-	1	-	1	-	1	-		
7	90081-PB6-000	BOLT, PLUG, 14MM	1	-	1	-	1	-	1	-		
8	90081-PL3-000	SCREW, SEALING, 32MM	1	-	1	-	1	-	1	-		
9	90083-PL3-000	BOLT, SEALING, 10MM	1	-	1	-	1	-	1	-		
10	90380-SX8-T00	BOLT, STUD, 10X42.5	2	-	2	-	2	-	2	-		
11	91206-PL3-A01	OIL SEAL, 35X62X8(ARAI)	1	-	1	-	-	-	-	-		
	91206-PL3-A02	OIL SEAL, 35X62X8(NOK)	1	-	1	-	1	-	1	-		
12	92800-20000	BOLT, DRAIN PLUG, 20MM	1	-	1	-	1	-	1	-		
13	94109-14000	WASHER, DRAIN PLUG, 14MM	1	-	1	-	1	-	1	-		
14	94109-20000	WASHER, DRAIN PLUG, 20MM	1	-	1	-	1	-	1	-		

M-2

TRANSMISSION HOUSING

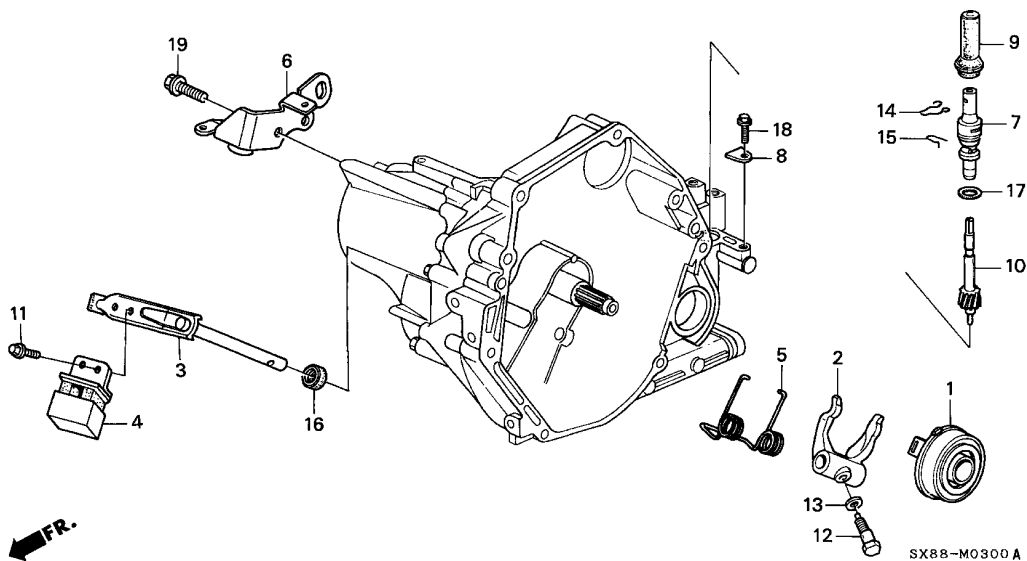


SX88-M0200 A

Ref. No.	Part No.	Description	Reqd. QTY								Serial No.	Parts catalogue code
			1996		1998		1999		2001			
			MT	AT	MT	AT	MT	AT	MT	AT		
15	95002-40850-08	CLAMP, TUBE (D8.5)	1	-	1	-	1	-	1	-		
16	95005-45125-20	TUBE, 4.5X125(95005-45001-20M)	1	-	1	-	1	-	1	-		
17	95701-08040-08	BOLT, FLANGE, 8X40	13	-	13	-	13	-	13	-		

M-3

CLUTCH RELEASE

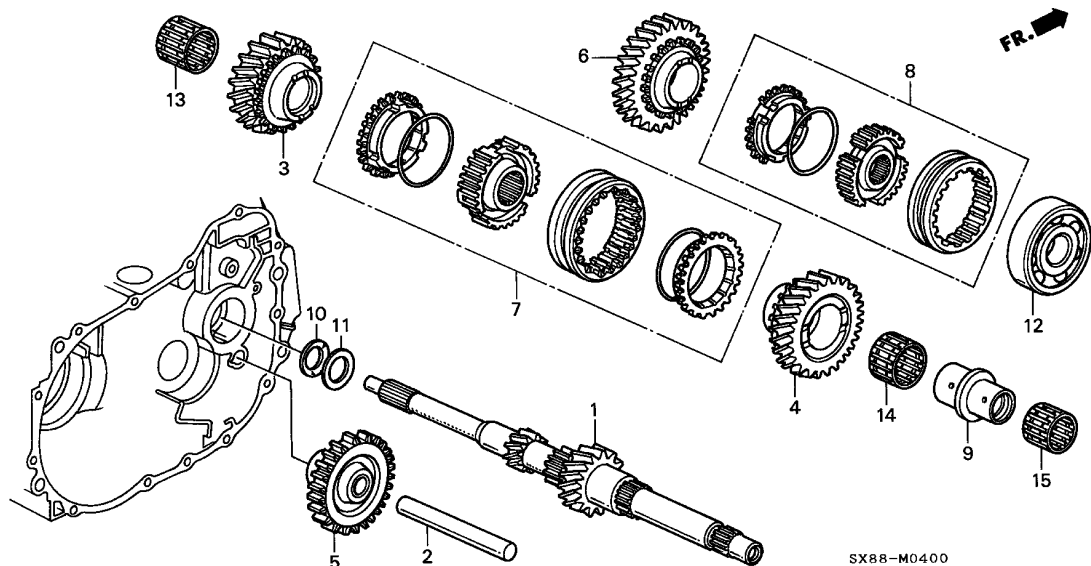


Service item	F.R.T.
GEAR COMP., SPEEDOMETER (INC. RELATIVE PART)	0.3
BEARING, CLUTCH RELEASE (INC. RELATIVE PART)	4.0
.SHAFT COMP., RELEASE	

Ref. No.	Part No.	Description	Reqd. QTY								Serial No.	Parts catalogue code
			1996		1998		1999		2001			
			MT	AT	MT	AT	MT	AT	MT	AT		
1	22810-PL3-005	BEARING, CLUTCH RELEASE (KOYO SEIKO)	1	-	1	-	1	-	1	-		
2	22821-PL3-000	FORK, CLUTCH RELEASE	1	-	1	-	1	-	1	-		
3	22830-PL3-C00	SHAFT COMP., RELEASE	1	-	1	-	1	-	1	-		
4	22840-PL3-000	DAMPER, RELEASE ARM	1	-	1	-	1	-	1	-		
5	22851-PB6-910	SPRING, RELEASE ARM	1	-	1	-	1	-	1	-		
6	22871-PL3-050	STAY COMP., CLUTCH WIRE	1	-	1	-	1	-	1	-		
7	23811-PC1-000	HOLDER COMP., SPEEDOMETER GEAR	1	-	1	-	1	-	1	-		
8	23813-689-000	PLATE, SPEEDOMETER GEAR HOLDER	1	-	1	-	1	-	1	-		
9	23814-PM0-000	SEAL, GEAR HOLDER	1	-	1	-	1	-	1	-		
10	23820-PM1-000	GEAR COMP., SPEEDOMETER	1	-	1	-	1	-	1	-		
11	90018-PF5-000	BOLT, FLANGE, 6X12	2	-	2	-	2	-	2	-		
12	90029-PB6-911	BOLT, SPECIAL, 8X24	1	-	1	-	1	-	1	-		
13	90412-679-000	WASHER, CONICAL SPRING, 8MM	1	-	1	-	1	-	1	-		
14	90637-689-000	CLIP, SPEEDOMETER CABLE	1	-	1	-	1	-	1	-		
15	90638-689-000	CLIP, SPEEDOMETER GEAR	1	-	1	-	1	-	1	-		
16	91208-PB6-005	DUST SEAL, 16X21X4(NOK)	1	-	1	-	1	-	1	-		
17	91313-611-010	O-RING, 23.5X2	1	-	1	-	1	-	1	-		
18	95701-06016-08	BOLT, FLANGE, 6X16	1	-	1	-	1	-	1	-		
19	95701-08020-08	BOLT, FLANGE, 8X20	2	-	2	-	-	-	-	-		
	95701-08022-08	BOLT, FLANGE, 8X22	-	-	-	-	2	-	2	-		

M-4

MAINSHAFT



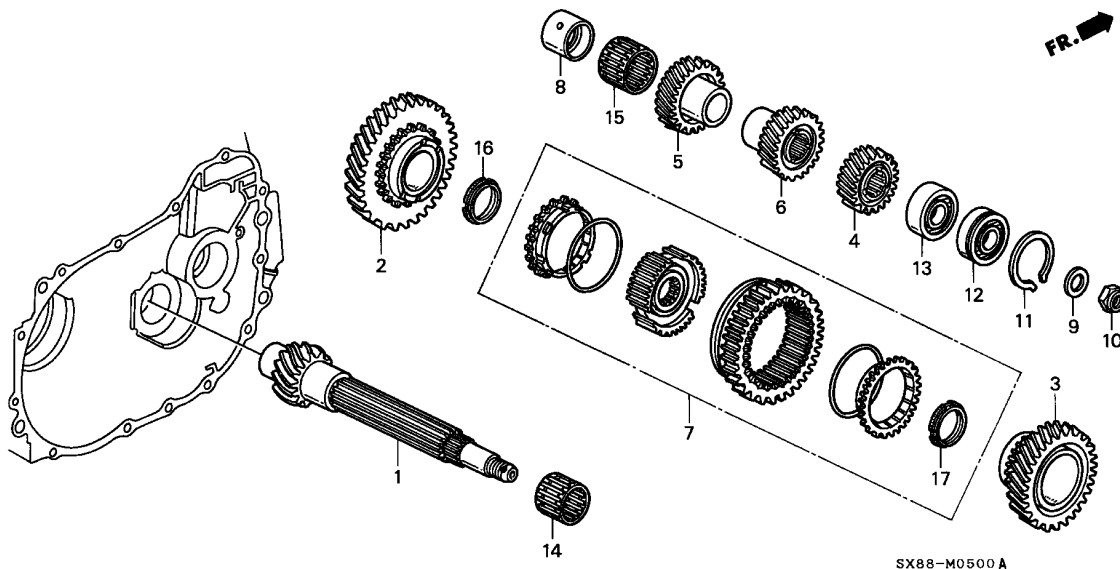
Service item	F.R.T.
GEAR COMP., REVERSE IDLE	5.3
MAINSHAFT COMP.	5.7
(INC. RELATIVE PART)	
.SLEEVE SET, SYNCHRONIZER	

Ref. No.	Part No.	Description	Reqd. QTY								Serial No.	Parts catalogue code
			1996		1998		1999		2001			
			MT	AT	MT	AT	MT	AT	MT	AT		
1	23210-P3T-000	MAINSHAFT COMP.	1	-	1	-	1	-	1	-		
2	23261-PL3-000	SHAFT, REVERSE GEAR	1	-	1	-	1	-	1	-		
3	23441-P20-A00	GEAR, MAINSHAFT THIRD	1	-	1	-	1	-	1	-		
4	23451-P20-D00	GEAR, MAINSHAFT FOURTH	1	-	1	-	1	-	1	-		
5	23540-PL3-000	GEAR COMP., REVERSE IDLE	1	-	1	-	1	-	1	-		
6	23581-P20-D00	GEAR, MAINSHAFT FIFTH	1	-	1	-	1	-	1	-		
7	23623-P20-315	SLEEVE SET, SYNCHRONIZER (3-4)	1	-	1	-	1	-	1	-		
8	23626-PL3-325	SLEEVE SET, SYNCHRONIZER (5)	1	-	1	-	1	-	1	-		
9	23915-P20-000	COLLAR, DISTANCE,										
		27X34X32X50.4	1	-	1	-	1	-	1	-		
10	23927-PL3-000	WASHER, SPRING, 36MM	1	-	1	-	1	-	1	-		
11	23928-PL3-000	WASHER, 26MM	1	-	1	-	1	-	1	-		
12	91004-PL3-A03	BEARING, RADIAL BALL,										
		22X65X17/18(NTN)	1	-	1	-	1	-	1	-		
	91004-PL3-B03	BEARING, ANGULAR BALL,										T2A,T4B,T8B
		22X70X17.5(NTN)	-	-	-	-	1	-	1	-		T11B
13	91106-PL3-008	BEARING, NEEDLE, 34X39X23 ...	1	-	1	-	1	-	1	-		
14	91107-PL3-018	BEARING, NEEDLE, 34X39X27.5	1	-	1	-	1	-	1	-		
15	91108-PL3-008	BEARING, NEEDLE, 32X37X23.5										
		(NTN)	1	-	1	-	1	-	1	-		



M-5

COUNTERSHAFT



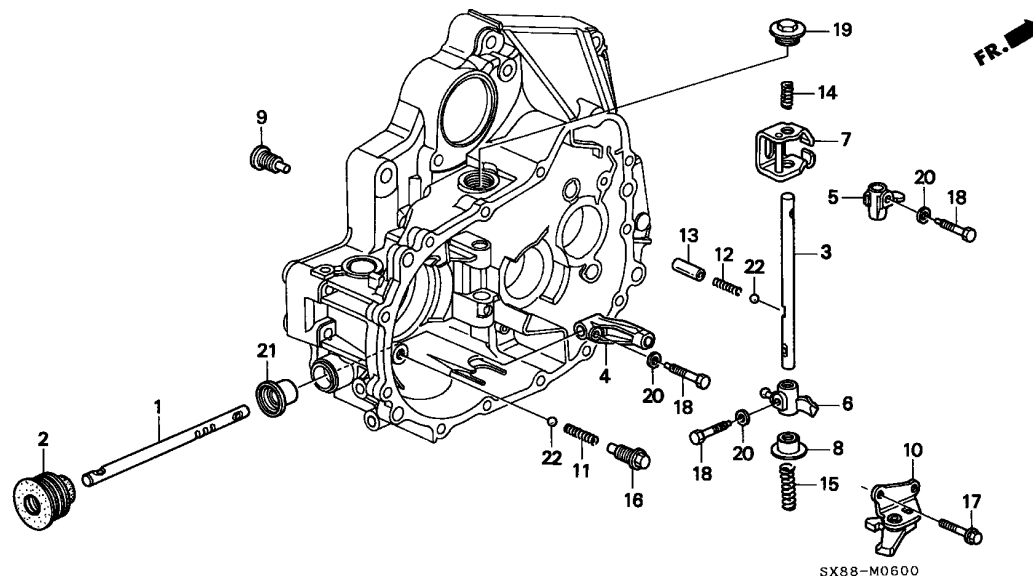
Service item	F.R.T.
COUNTERSHAFT	5.7
(INC. RELATIVE PART)	
.SLEEVE SET, SYNCHRONIZER	

3

Ref. No.	Part No.	Description	Reqd. QTY								Serial No.	Parts catalogue code
			1996		1998		1999		2001			
			MT	AT	MT	AT	MT	AT	MT	AT		
1	23221-P3T-A40	COUNTERSHAFT	1	-	-	-	-	-	-	-		
	23221-P3T-A50	-	-	-	-	-	-	-	-		
2	23421-P3T-000	GEAR, COUNTERSHAFT LOW	1	-	1	-	1	-	1	-		
3	23431-P3T-010	GEAR, COUNTERSHAFT SECOND ...	1	-	1	-	1	-	1	-		
4	23461-P20-D00	GEAR, COUNTERSHAFT FIFTH ...	1	-	1	-	1	-	1	-		
5	23471-P20-A00	GEAR, COUNTERSHAFT THIRD	1	-	1	-	1	-	1	-		
6	23481-P20-D00	GEAR, COUNTERSHAFT FOURTH ...	1	-	1	-	1	-	1	-		
7	23521-PL3-345	SLEEVE SET, SYNCHRONIZER (1-2)	1	-	1	-	1	-	1	-		
8	23912-PL3-000	COLLAR, DISTANCE, 33X39X30 ..	1	-	1	-	1	-	1	-		
9	23926-PB6-010	WASHER, SPRING, 22MM	1	-	1	-	1	-	1	-		
10	90202-PB6-010	NUT, HEX., 22MM	1	-	1	-	1	-	1	-		
11	90603-PL3-000	RING, SNAP, 52MM	1	-	1	-	1	-	1	-		
12	91003-P21-003	BEARING, BALL, 25X52X14/15 (NTN)	1	-	1	-	1	-	1	-		
13	91006-PL3-A03	BEARING, BALL, 25X52X15 (6205UC/25) (NTN)	1	-	1	-	-	-	-	-		
	91102-PLW-003	BEARING, NEEDLE, 25X52.2X15 ..	-	-	-	-	1	-	1	-	-----	T2A,T4B,T8B
14	91104-PL3-018	BEARING, NEEDLE, 36X41X24 ...	1	-	1	-	1	-	1	-	-----	T11B
15	91105-PL3-018	BEARING, NEEDLE, 39X44X25 ...	1	-	1	-	1	-	1	-		
16	91211-PL3-T01	DAMPER, FRICTION (LOW)	1	-	1	-	1	-	1	-		
17	91212-P20-008	DAMPER, FRICTION (SECOND) ...	1	-	1	-	1	-	1	-		

M-6

SHIFT ROD/SHIFT HOLDER



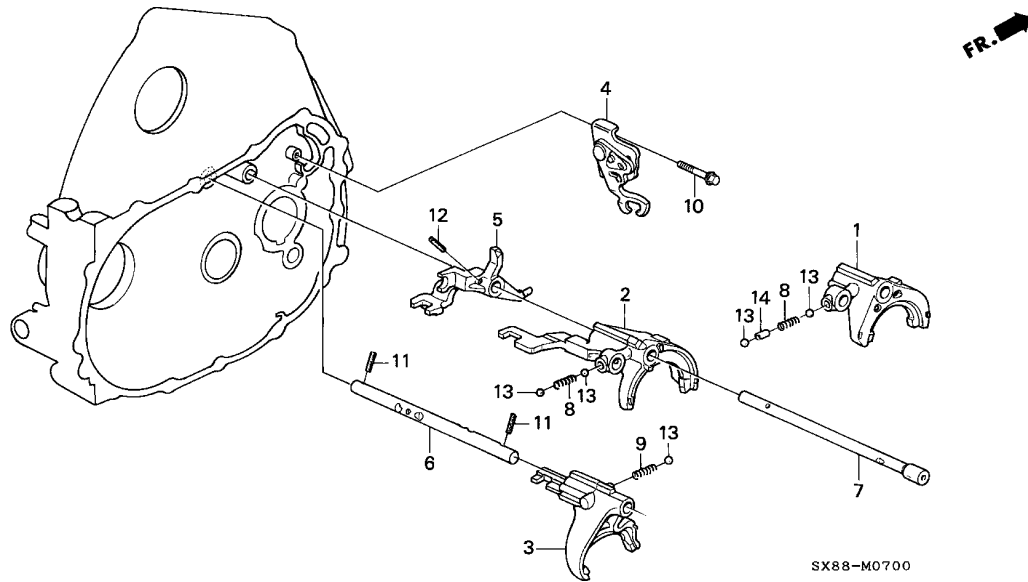
Service item	F.R.T.
BOOT, SHIFT ROD	0.4
OIL SEAL, 14X25X15	0.7
ROD, SHIFT	5.7
SHAFT, SHIFT ARM B	5.8
(INC. RELATIVE PART)	



Ref. No.	Part No.	Description	Reqd. QTY								Serial No.	Parts catalogue code
			1996		1998		1999		2001			
			MT	AT	MT	AT	MT	AT	MT	AT		
1	24311-PL3-020	ROD, SHIFT	1	-	1	-	1	-	1	-		
2	24316-P20-000	BOOT, SHIFT ROD	1	-	1	-	1	-	1	-		
3	24351-P20-010	SHAFT, SHIFT ARM B	1	-	1	-	1	-	1	-		
4	24411-P20-000	ARM A, SHIFT	1	-	1	-	1	-	1	-		
5	24421-PL3-000	ARM B, SHIFT	1	-	1	-	1	-	1	-		
6	24422-PL3-000	ARM C, SHIFT	1	-	1	-	1	-	1	-		
7	24430-PL3-010	INTERLOCK COMP.	1	-	1	-	1	-	1	-		
8	24432-PL3-010	RETAINER, REVERSE SELECT	1	-	1	-	1	-	1	-		
9	24433-P20-000	BOLT, INTERLOCK	1	-	1	-	1	-	1	-		
10	24440-PL3-000	CAM COMP., REVERSE LOCK	1	-	1	-	1	-	1	-		
11	24452-P20-000	SPRING, BALL SETTING	1	-	1	-	1	-	1	-		
12	24456-P20-000	SPRING, SELECT SET BALL	1	-	1	-	-	-	-	-		
	24455-PHR-000	SPRING, BALL SETTING	-	-	-	-	1	-	1	-		
13	24461-PB6-000	COLLAR, SPRING	1	-	1	-	1	-	1	-		
14	24464-PL3-010	SPRING, FIRST-SECOND SELECT	1	-	-	-	-	-	-	-		
	24464-PL3-020	-	-	1	-	1	-	1	-		
15	24465-P20-000	SPRING, REVERSE SELECT	1	-	-	-	-	-	-	-		
	24465-P20-010	-	-	1	-	1	-	1	-		
16	24519-PB6-000	SCREW, BALL SPRING SETTING ..	1	-	1	-	1	-	1	-		
17	90028-PB6-010	BOLT, SPECIAL, 6X22.5	2	-	2	-	2	-	2	-		
18	90029-PL3-010	BOLT, SPECIAL, 8MM	3	-	3	-	3	-	3	-		
19	90082-PL3-000	PLUG, 28MM	1	-	1	-	1	-	1	-		
20	90412-679-000	WASHER, CONICAL SPRING, 8MM ..	3	-	3	-	3	-	3	-		
21	91215-PL3-003	OIL SEAL, 14X25X15(ARAI)	1	-	1	-	-	-	-	-		
	91215-PL3-005	OIL SEAL, 14X25X15(NOK)	1	-	1	-	1	-	1	-		
22	96211-10000	BALL, STEEL, #10 (5/16)	2	-	2	-	2	-	2	-		

M-7

SHIFT FORK



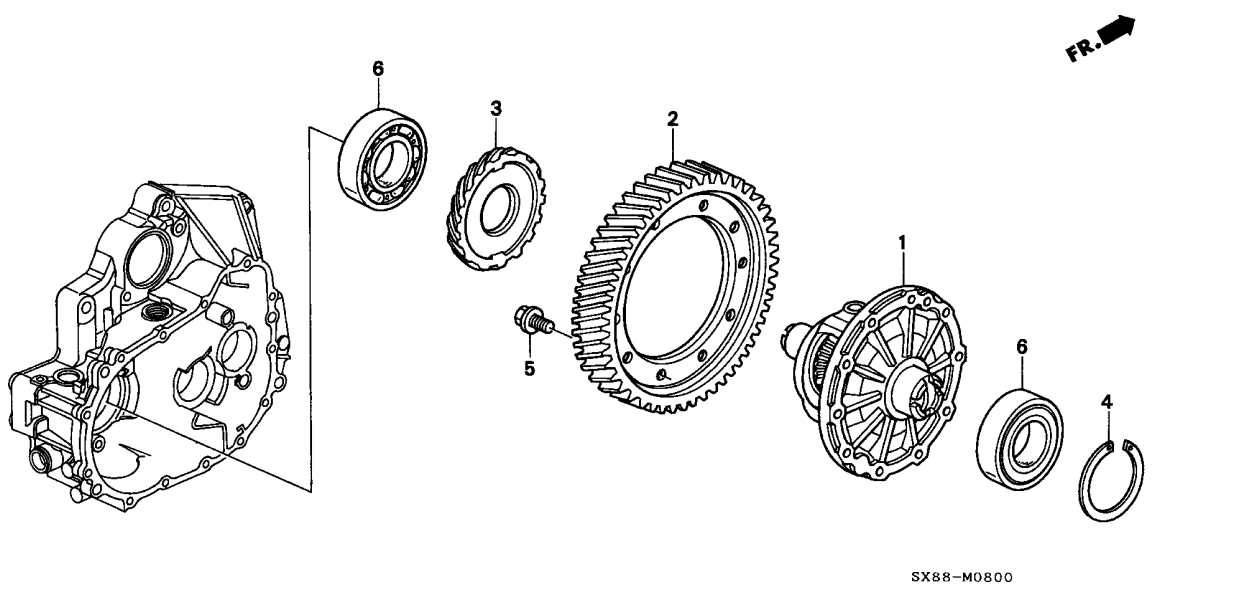
Service item	F.R.T.
HOLDER COMP., REVERSE SHIFT ..	5.1
FORK COMP., GEARSHIFT	5.5
(INC. RELATIVE PART)	

3

Ref. No.	Part No.	Description	Reqd. QTY								Serial No.	Parts catalogue code
			1996		1998		1999		2001			
			MT	AT	MT	AT	MT	AT	MT	AT		
1	24200-PL3-010	FORK, FIFTH GEARSHIFT	1	-	1	-	1	-	1	-		
2	24210-PL3-040	FORK COMP., GEARSHIFT (3-4) ..	1	-	1	-	1	-	1	-		
3	24220-PL3-020	FORK COMP., GEARSHIFT (1-2) ..	1	-	1	-	1	-	1	-		
4	24230-PL3-000	HOLDER COMP., REVERSE SHIFT ..	1	-	1	-	1	-	1	-		
5	24243-PL3-010	PIECE, FIFTH & REVERSE SHIFT	1	-	1	-	1	-	1	-		
6	24261-PL3-600	SHAFT, SHIFT FORK (1-2)	1	-	1	-	1	-	1	-		
7	24271-PL3-010	SHAFT, SHIFT FORK (5-R)	1	-	1	-	1	-	1	-		
8	24455-PG1-300	SPRING, SHIFT FORK SETTING ..	2	-	2	-	2	-	2	-		
9	24455-PG2-A10	SPRING, FORK SET BALL	1	-	1	-	1	-	1	-		
10	90028-PB6-010	BOLT, SPECIAL, 6X22.5	2	-	2	-	2	-	2	-		
11	94305-30122	PIN, SPRING, 3X12	2	-	2	-	2	-	2	-		
12	94305-50222	PIN, SPRING, 5X22	1	-	1	-	1	-	1	-		
13	96211-10000	BALL, STEEL, #10 (5/16)	5	-	5	-	5	-	5	-		
14	96220-50100	ROLLER, 5X10	1	-	1	-	1	-	1	-		

M-8

DIFFERENTIAL



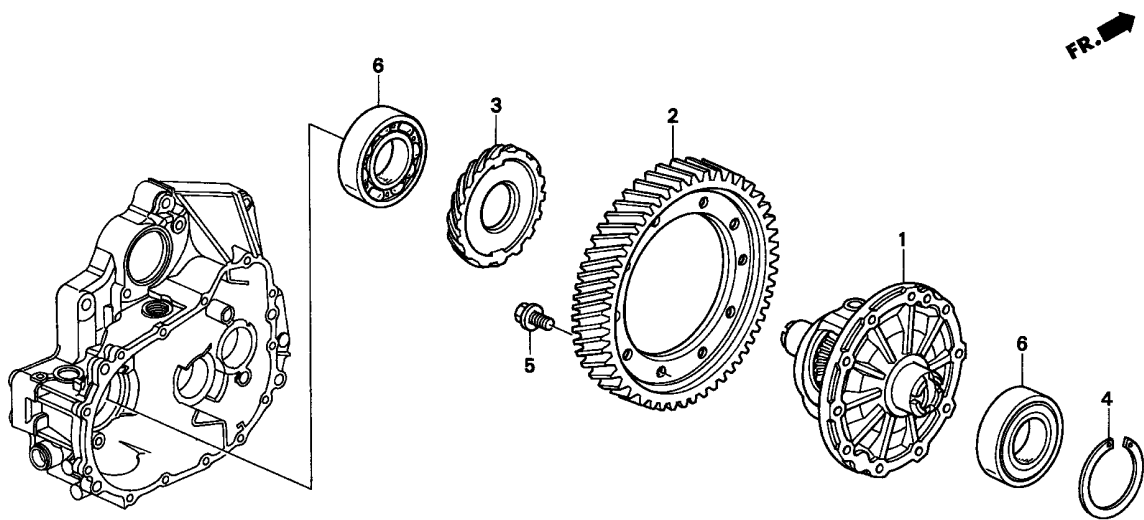
Service item	F.R.T.
BEARING, BALL, 6207C (ADD 0.2 FOR EACH.)	5.9
.GEAR, FINAL DRIVEN	
.GEAR, SPEEDOMETER DRIVE	
CASE COMP., DIFFERENTIAL	6.3



Ref. No.	Part No.	Description	Reqd. QTY								Serial No.	Parts catalogue code
			1996		1998		1999		2001			
			MT	AT	MT	AT	MT	AT	MT	AT		
1	41100-P20-A01	CASE COMP., DIFFERENTIAL	1	-	-	-	-	-	-	-	-----	T1101050 T1A
			1	-	-	-	-	-	-	-	-----	T1103660 T3B
	41100-P3T-A00	1	-	-	-	-	-	-	-	T1101051	----- T1A
			1	-	-	-	-	-	-	-	T1103661	----- T3B
			-	-	1	-	-	-	-	-	-----	T2A,T8B
	41100-P20-C01	-	-	-	-	1	-	1	-	-----	T11B
	41100-P20-A01	-	-	-	-	-	-	1	-	-----	T2A,T4B,T8B
2	41233-PL3-A00	GEAR, FINAL DRIVEN	1	-	-	-	-	-	-	-		
	41233-PL3-J00	-	-	1	-	1	-	1	-		
3	41312-PL3-A00	GEAR, SPEEDOMETER DRIVE	1	-	1	-	-	-	-	-		
	41312-PL3-B00	-	-	-	-	1	-	1	-	-----	T2A,T4B,T8B
	41312-PL3-C00	-	-	-	-	1	-	1	-	-----	T11B
4	41441-PL3-A00	SHIM A, 72MM(1.0)	1	-	1	-	-	-	-	-		
	41442-PL3-A00	SHIM B, 72MM(1.1)	1	-	1	-	-	-	-	-		
	41443-PL3-A00	SHIM C, 72MM(1.2)	1	-	1	-	-	-	-	-		
	41444-PL3-A00	SHIM D, 72MM(1.3)	1	-	1	-	-	-	-	-		
	41445-PL3-A00	SHIM E, 72MM(1.4)	1	-	1	-	-	-	-	-		
	41446-PL3-A00	SHIM F, 72MM(1.5)	1	-	1	-	-	-	-	-		
	41447-PL3-A00	SHIM G, 72MM(1.6)	1	-	1	-	-	-	-	-		
	41448-PL3-A00	SHIM H, 72MM(1.7)	1	-	1	-	-	-	-	-		
			-	-	-	-	1	-	1	-	-----	T2A,T4B,T8B

M-8

DIFFERENTIAL

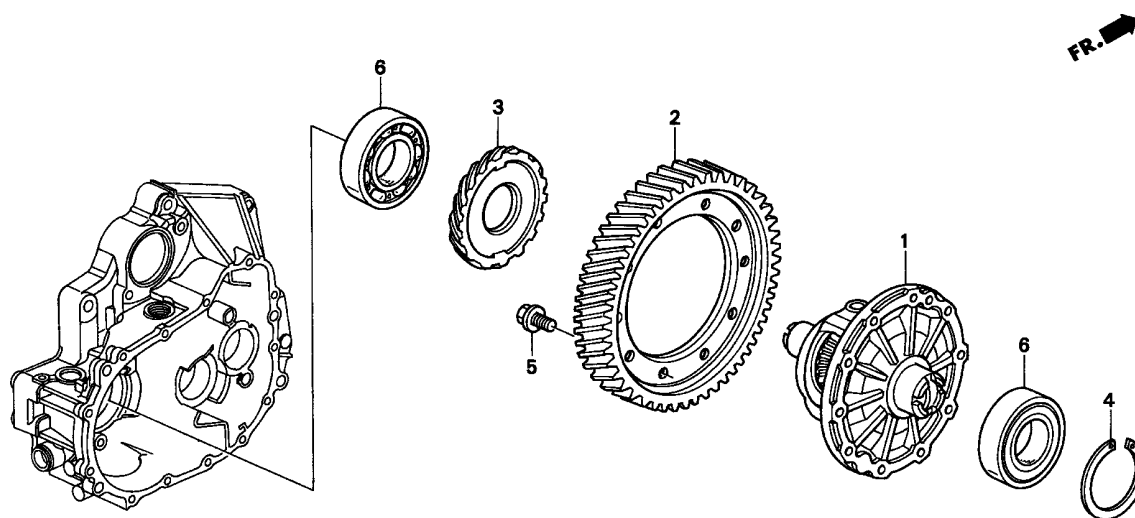


3

Ref. No.	Part No.	Description	Reqd. QTY								Serial No.	Parts catalogue code
			1996		1998		1999		2001			
			MT	AT	MT	AT	MT	AT	MT	AT		
(4)	41449-PL3-A00	SHIM J, 72MM(1.8)	1	-	1	-	-	-	-	-	-	T2A,T4B,T8B
	41450-PL3-A00	SHIM K, 72MM(1.05)	1	-	1	-	-	-	-	-	-	T2A,T4B,T8B
	41451-PL3-A00	SHIM L, 72MM(1.15)	1	-	1	-	-	-	-	-	-	T2A,T4B,T8B
	41452-PL3-A00	SHIM M, 72MM(1.25)	-	-	-	-	1	-	1	-	-	T2A,T4B,T8B
	41453-PL3-A00	SHIM N, 72MM(1.35)	1	-	1	-	-	-	-	-	-	T2A,T4B,T8B
	41454-PL3-A00	SHIM P, 72MM(1.45)	1	-	1	-	-	-	-	-	-	T2A,T4B,T8B
	41455-PL3-A00	SHIM Q, 72MM(1.55)	1	-	1	-	-	-	-	-	-	T2A,T4B,T8B
	41456-PL3-A00	SHIM R, 72MM(1.65)	1	-	1	-	-	-	-	-	-	T2A,T4B,T8B
	41457-PL3-A00	SHIM S, 72MM(1.75)	1	-	1	-	-	-	-	-	-	T2A,T4B,T8B
	41441-PL3-B00	SHIM A, 80MM(1.0)	-	-	-	-	1	-	1	-	-	T11B
	41442-PL3-B00	SHIM B, 80MM(1.1)	-	-	-	-	1	-	1	-	-	T11B
	41443-PL3-B00	SHIM C, 80MM(1.2)	-	-	-	-	1	-	1	-	-	T11B
	41444-PL3-B00	SHIM D, 80MM(1.3)	-	-	-	-	1	-	1	-	-	T11B
	41445-PL3-B00	SHIM E, 80MM(1.4)	-	-	-	-	1	-	1	-	-	T11B
	41446-PL3-B00	SHIM F, 80MM(1.5)	-	-	-	-	1	-	1	-	-	T11B
	41447-PL3-B00	SHIM G, 80MM(1.6)	-	-	-	-	1	-	1	-	-	T11B
	41448-PL3-B00	SHIM H, 80MM(1.7)	-	-	-	-	1	-	1	-	-	T11B
	41449-PL3-B00	SHIM J, 80MM(1.8)	-	-	-	-	1	-	1	-	-	T11B
	41450-PL3-B00	SHIM K, 80MM(1.05)	-	-	-	-	1	-	1	-	-	T11B
	41451-PL3-B00	SHIM L, 80MM(1.15)	-	-	-	-	1	-	1	-	-	T11B

M-8

DIFFERENTIAL

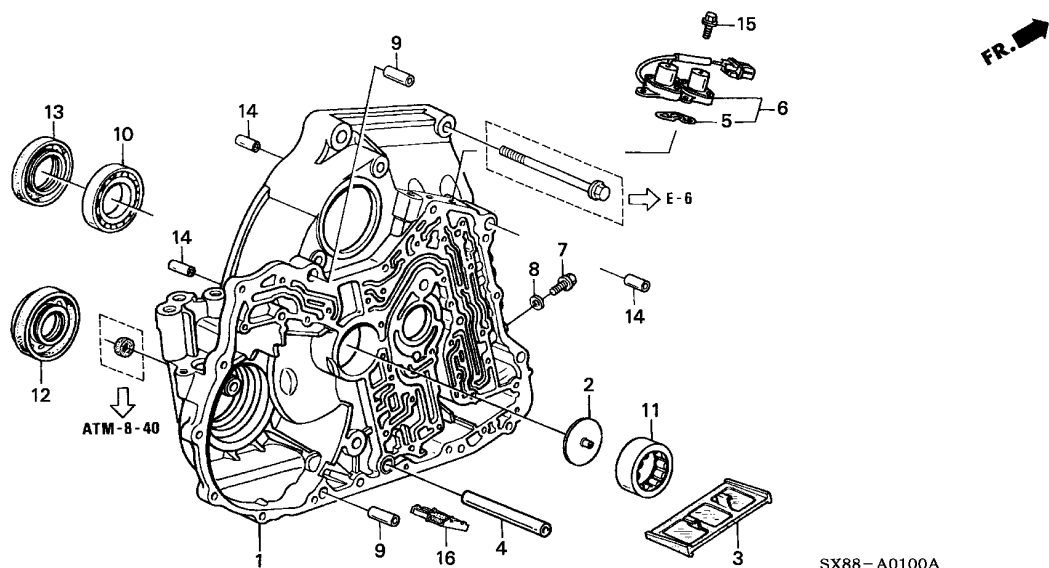


SX88-M0800

Ref. No.	Part No.	Description	Reqd. QTY								Serial No.	Parts catalogue code
			1996		1998		1999		2001			
			MT	AT	MT	AT	MT	AT	MT	AT		
(4)	41452-PL3-B00	SHIM M, 80MM(1.25)	-	-	-	-	1	-	1	-	-----	T11B
	41453-PL3-B00	SHIM N, 80MM(1.35)	-	-	-	-	1	-	1	-	-----	T11B
	41454-PL3-B00	SHIM P, 80MM(1.45)	-	-	-	-	1	-	1	-	-----	T11B
	41455-PL3-B00	SHIM Q, 80MM(1.55)	-	-	-	-	1	-	1	-	-----	T11B
	41456-PL3-B00	SHIM R, 80MM(1.65)	-	-	-	-	1	-	1	-	-----	T11B
	41457-PL3-B00	SHIM S, 80MM(1.75)	-	-	-	-	1	-	1	-	-----	T11B
5	90015-634-010	BOLT, FLANGE, 10MM	10	-	10	-	10	-	10	-		
6	91005-PL0-008	BEARING, BALL, 6207C(NTN)	2	-	2	-	-	-	-	-	-----	T2A,T4B,T8B
	91005-PS1-003	BEARING, SEALED BALL, 6208C(NTN)	-	-	-	-	2	-	2	-	-----	T11B

ATM-1

TORQUE CONVERTER HOUSING



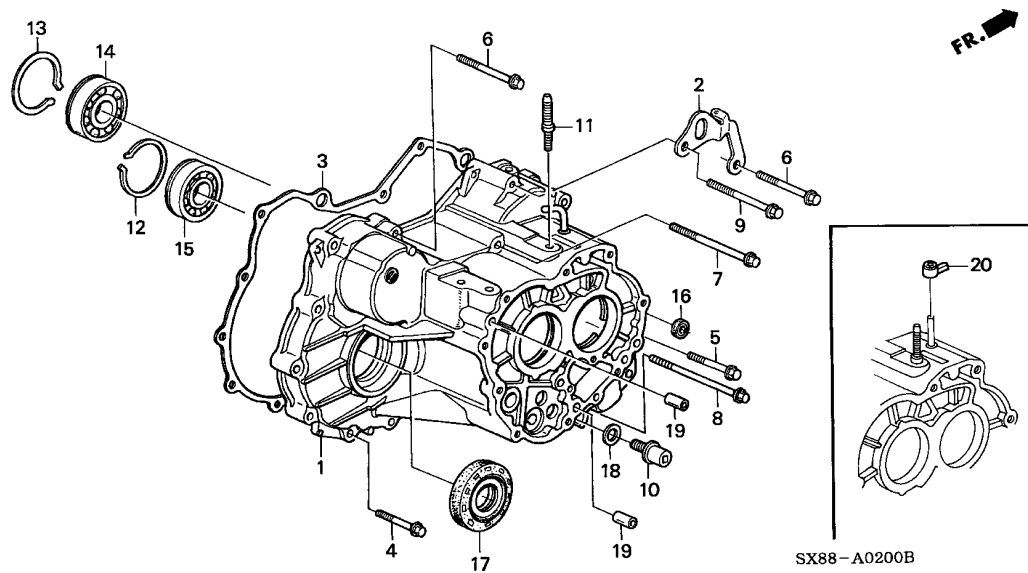
Service item	F.R.T.
SOLENOID ASSY., LOCK UP	0.3
OIL SEAL, 35X56X8	0.7
OIL SEAL, 44X68X8	4.1
BEARING, BALL, 16008	6.7
(1.0 ADDED WHEN OIL PRESSURE IS MEASURED)	
CASE COMP., TORQUE CONVERTER ..	7.1
(1.0 ADDED WHEN OIL PRESSURE IS MEASURED)	

3

Ref. No.	Part No.	Description	Reqd. QTY								Serial No.	Parts catalogue code
			1996		1998		1999		2001			
			MT	AT	MT	AT	MT	AT	MT	AT		
1	21110-P3V-000	CASE COMP., TORQUE CONVERTER	-	1	-	-	-	-	-	-		
	21110-P48-J00	-	-	-	1	-	-	-	-		
	21110-P4M-910	-	-	-	-	-	1	-	1		
2	23225-PH0-000	PLATE, OIL GUIDE	-	1	-	1	-	1	-	1		
3	25420-PL4-010	STRAINER, TRANSMISSION (ATF)	-	1	-	1	-	1	-	1		
4	25425-PL4-300	PIPE, SUCTION	-	1	-	1	-	1	-	1		
5	28230-PL4-003	FILTER ASSY., SOLENOID VALVE	-	1	-	1	-	1	-	1		
6	28300-P48-J01	SOLENOID ASSY., LOCK UP	-	1	-	1	-	1	-	1		
7	90024-612-000	BOLT, SEALING, 8MM	-	6	-	6	-	6	-	6		
8	90471-580-000	PACKING, 8MM	-	6	-	6	-	6	-	6		
9	90705-PA9-000	PIN, DOWEL, 14X25	-	2	-	2	-	2	-	2		
10	91001-591-004	BEARING, BALL, 16008(KOYO)	-	1	-	1	-	1	-	1		
11	91101-PL4-003	BEARING, NEEDLE, 36X62X18(NTN)	-	1	-	1	-	1	-	1		
12	91205-PL3-A01	OIL SEAL, 35X56X8(ARAI)	-	1	-	1	-	1	-	1		
	91205-PL3-A02	OIL SEAL, 35X56X8(NOK)	-	1	-	1	-	1	-	1		
13	91207-POX-003	OIL SEAL, 44X68X8(NOK)	-	1	-	1	-	1	-	1		
14	94301-14200	PIN, DOWEL, 14X20	-	3	-	3	-	3	-	3		
15	95701-06020-08	BOLT, FLANGE, 6X20	-	3	-	3	-	3	-	3		
16	25422-PN6-801	MAGNET COMP., TRANSMISSION ..	-	-	-	-	-	1	-	1		

ATM-2

TRANSMISSION HOUSING



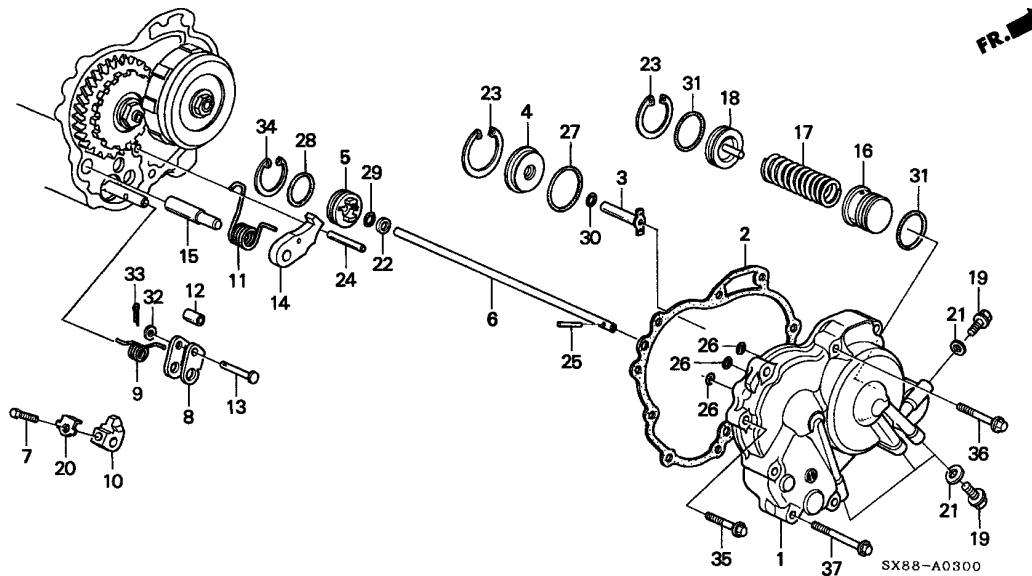
Service item	F.R.T.
WASHER, DRAIN PLUG, 14MM	0.3
OIL SEAL, 9X18X7	0.6
OIL SEAL, 35X76X9	0.7
GASKET, TORQUE CONVERTER CASE	6.0
BEARING, BALL	6.4
(ADD 0.2 FOR EACH.)	
(1.0 ADDED WHEN OIL PRESSURE IS MEASURED)	
CASE COMP., TRANSMISSION	6.9
(1.0 ADDED WHEN OIL PRESSURE IS MEASURED)	

Ref. No.	Part No.	Description	Reqd. QTY								Serial No.	Parts catalogue code
			1996		1998		1999		2001			
			MT	AT	MT	AT	MT	AT	MT	AT		
1	21210-PL4-060	CASE COMP., TRANSMISSION	-	1	-	1	-	-	-	-	-	
	21210-P4M-000	-	-	-	-	-	1	-	-	1	
2	21232-PL4-010	HANGER, TRANSMISSION	-	1	-	1	-	1	-	1	-	
3	21811-PL4-S01	GASKET, TORQUE CONVERTER CASE	-	1	-	1	-	1	-	1	-	
4	90015-PF0-000	BOLT, FLANGE, 8X53	-	7	-	7	-	7	-	7	-	
5	90016-PF0-000	BOLT, FLANGE, 8X70	-	3	-	3	-	3	-	3	-	
6	90016-PL4-000	BOLT, FLANGE, 8X90	-	2	-	2	-	2	-	2	-	
7	90017-PL4-000	BOLT, FLANGE, 8X125	-	2	-	2	-	2	-	2	-	
8	90017-PP6-000	BOLT, FLANGE, 8X176	-	1	-	1	-	1	-	1	-	
9	90018-PL4-000	BOLT, FLANGE, 8X115	-	1	-	1	-	1	-	1	-	
10	90081-PB6-000	BOLT, PLUG, 14MM	-	1	-	1	-	1	-	1	-	
11	90380-SX8-T00	BOLT, STUD, 10X42.5	-	2	-	2	-	2	-	2	-	
12	90603-PH0-000	RING, SNAP, 64MM	-	1	-	1	-	1	-	1	-	
13	90609-PH0-000	RING, SNAP, 70MM	-	1	-	1	-	1	-	1	-	
14	91002-PL4-003	BEARING, RADIAL BALL, 26X70X17 (NTN)	-	1	-	1	-	1	-	1	-	
15	91004-PL4-003	BEARING, RADIAL BALL, 26X64X16	-	1	-	1	-	1	-	1	-	
16	91201-PA9-004	OIL SEAL, 9X18X7(ARAI)	-	1	-	1	-	1	-	1	-	
17	91206-689-005	OIL SEAL, 35X76X9(NOK)	-	1	-	1	-	1	-	1	-	
18	94109-14000	WASHER, DRAIN PLUG, 14MM	-	1	-	1	-	1	-	1	-	
19	94301-08140	PIN, DOWEL, 8X14	-	2	-	2	-	2	-	2	-	
20	21396-P20-000	CAP, BREATHER	-	-	-	-	-	1	-	1	-	



ATM-3

RIGHT SIDE COVER

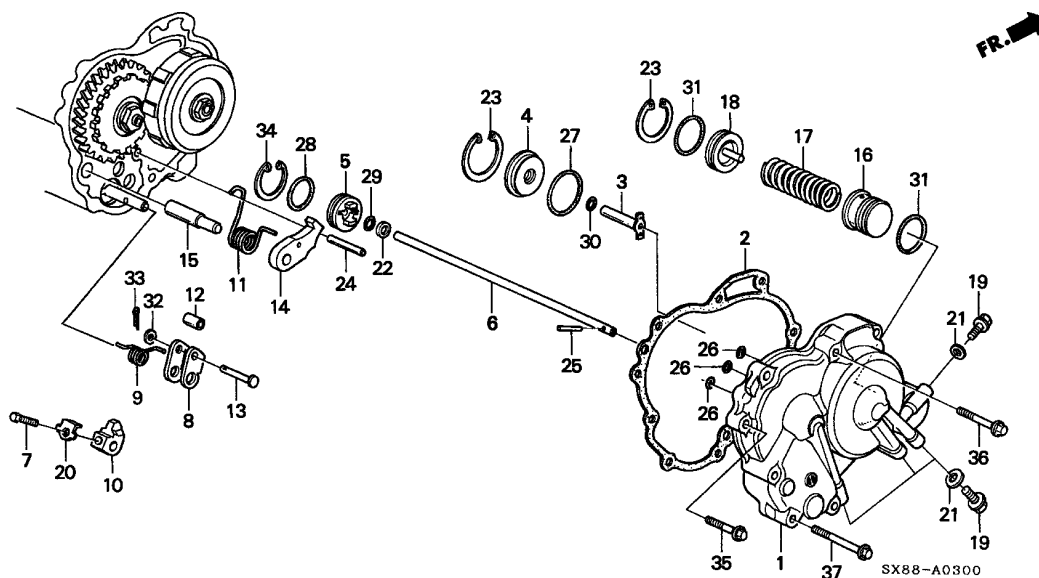


Service item	F.R.T.
GASKET, R. SIDE COVER	5.2
PAWL, PARKING BRAKE	5.4
(INC. RELATIVE PART)	
(1.0 ADDED WHEN OIL PRESSURE IS MEASURED)	
.PISTON, LOW ACCUMULATOR (INC. RELATIVE PART) (1.0 ADDED WHEN OIL PRESSURE IS MEASURED)	
.STOPPER, PARKING BRAKE (INC. RELATIVE PART) (1.0 ADDED WHEN OIL PRESSURE IS MEASURED)	
COVER COMP., R. SIDE	5.5
(1.0 ADDED WHEN OIL PRESSURE IS MEASURED)	

Ref. No.	Part No.	Description	Reqd. QTY								Serial No.	Parts catalogue code
			1996		1998		1999		2001			
			MT	AT	MT	AT	MT	AT	MT	AT		
1	21240-PL4-010	COVER COMP., R. SIDE	-	1	-	1	-	1	-	1		
2	21812-PL4-S01	GASKET, R. SIDE COVER	-	1	-	1	-	1	-	1		
3	22710-PH0-010	PIPE A, FEED	-	1	-	1	-	1	-	1		
4	22713-PC9-010	GUIDE A, FEED PIPE	-	1	-	1	-	1	-	1		
5	22721-PA9-003	FLANGE, FEED PIPE	-	1	-	1	-	1	-	1		
6	22722-PL4-000	PIPE C, FEED	-	1	-	1	-	1	-	1		
7	24282-634-000	BOLT, SHAFT FORK SETTING	-	1	-	1	-	1	-	1		
8	24532-PN6-003	LEVER, PARKING BRAKE	-	1	-	1	-	1	-	1		
9	24535-PG4-000	SPRING, PARKING BRAKE	-	1	-	1	-	1	-	1		
10	24537-PA9-003	STOPPER, PARKING BRAKE (1) ..	-	1	-	1	-	1	-	1		
	24538-PA9-003	STOPPER, PARKING BRAKE (2) ..	-	1	-	1	-	1	-	1		
	24539-PA9-003	STOPPER, PARKING BRAKE (3) ..	-	1	-	1	-	1	-	1		
11	24552-PL4-000	SPRING, PARKING BRAKE PAWL ..	-	1	-	1	-	1	-	1		
12	24553-PN6-000	ROLLER, PARKING BRAKE	-	1	-	1	-	1	-	1		
13	24555-PN6-000	PIN, ROLLER, 6MM	-	1	-	1	-	1	-	1		
14	24561-PL4-020	PAWL, PARKING BRAKE	-	1	-	1	-	1	-	1		
15	24562-PA9-000	SHAFT, PARKING BRAKE	-	1	-	1	-	1	-	1		
16	27561-PG4-000	PISTON, LOW ACCUMULATOR	-	1	-	-	-	-	-	-		
	27561-P7C-003	-	-	-	1	-	1	-	1		
17	27562-P48-J01	SPRING A, LOW ACCUMULATOR ..	-	1	-	1	-	-	-	-		
	27562-P4M-910	SPRING, LOW ACCUMULATOR	-	-	-	-	-	1	-	1		
18	27563-PG4-000	COVER, LOW ACCUMULATOR	-	1	-	1	-	1	-	1		
19	90024-612-000	BOLT, SEALING, 8MM	-	4	-	4	-	4	-	4		
20	90433-639-000	WASHER, LOCK, 6MM	-	1	-	1	-	1	-	1		
21	90471-580-000	PACKING, 8MM	-	4	-	4	-	4	-	4		

ATM-3

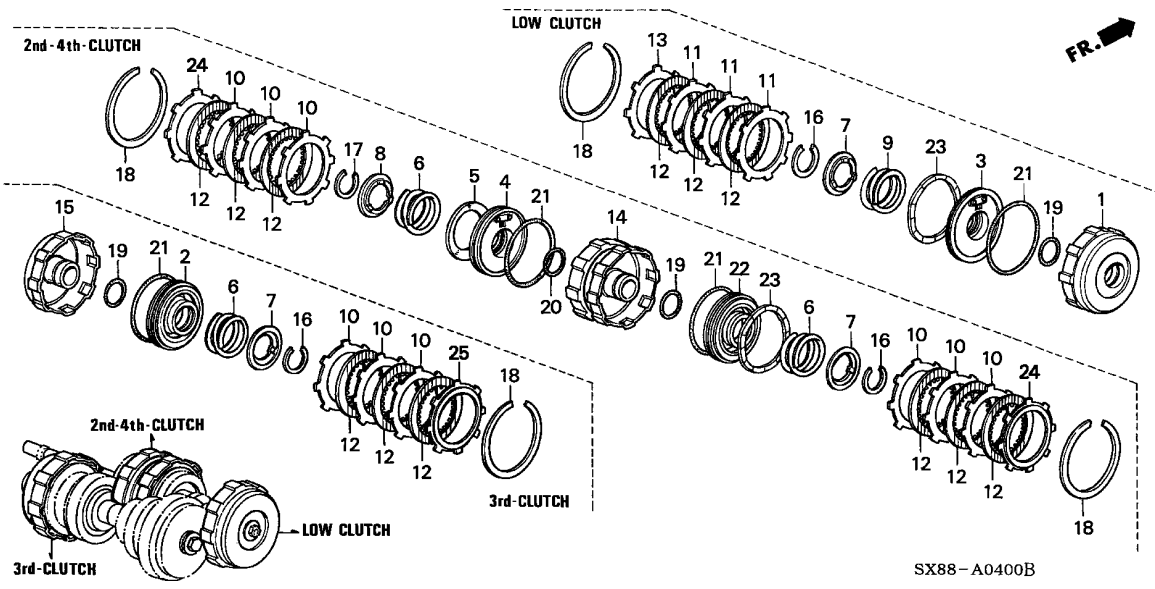
RIGHT SIDE COVER



Ref. No.	Part No.	Description	Reqd. QTY								Serial No.	Parts catalogue code
			1996		1998		1999		2001			
			MT	AT	MT	AT	MT	AT	MT	AT		
22	90507-PA9-000	COLLAR, 8X11	-	1	-	1	-	1	-	1		
23	90601-PC9-860	CIRCLIP, INTERNAL, 38MM	-	2	-	2	-	2	-	2		
24	90702-PL4-000	PIN, DOWEL, 8X44	-	1	-	1	-	1	-	1		
25	90703-PA9-003	ROLLER, 2X19.8	-	1	-	1	-	1	-	1		
26	91301-PC9-003	O-RING, 7.7X2.3(ARAI)	-	3	-	3	-	3	-	3		
27	91305-PC9-003	O-RING, 34X1.9(ARAI)	-	1	-	1	-	1	-	1		
28	91308-PA9-003	O-RING, 19.8X1.9(ARAI)	-	1	-	1	-	1	-	1		
29	91311-PA9-004	O-RING, 7.7X1.9(NOK)	-	1	-	1	-	1	-	1		
30	91314-PC9-004	O-RING, 8.5X1.9(NOK)	-	1	-	1	-	1	-	1		
31	91344-PN1-003	O-RING, 30.7X2.4(NOK)	-	2	-	2	-	2	-	2		
32	94101-06800	WASHER, PLAIN, 6MM	-	1	-	1	-	1	-	1		
33	94201-16120	PIN, SPLIT, 1.6X12	-	1	-	1	-	1	-	1		
34	94520-26000	CIRCLIP, INTERNAL, 26MM	-	1	-	1	-	1	-	1		
35	95701-06030-08	BOLT, FLANGE, 6X30	-	3	-	3	-	3	-	3		
36	95701-06045-08	BOLT, FLANGE, 6X45	-	3	-	3	-	3	-	3		
37	95701-06055-08	BOLT, FLANGE, 6X55	-	3	-	3	-	3	-	3		

ATM-4

CLUTCH



Service item	F.R.T.
DISK, CLUTCH (LOW) (2ND-4TH 7.2) (3RD 6.8) (1.0 ADDED WHEN OIL PRESSURE IS MEASURED)	6.3

3

Ref. No.	Part No.	Description	Reqd. QTY								Serial No.	Parts catalogue code
			1996		1998		1999		2001			
			MT	AT	MT	AT	MT	AT	MT	AT		
1	22510-PL1-000	GUIDE COMP., LOW CLUTCH	-	1	-	-	-	-	-	-	-	-
	22510-PH0-670	-	-	-	1	-	1	-	-	1	-
2	22530-PA9-030	PISTON COMP., CLUTCH	-	1	-	-	-	-	-	-	-	-
	22530-PC9-010	-	-	-	1	-	1	-	-	1	-
3	22530-PL1-010	PISTON COMP., LOW CLUTCH	-	1	-	-	-	-	-	-	-	-
	22530-PL4-851	-	-	-	1	-	-	-	-	-	-
	22520-P24-J00	-	-	-	-	-	1	-	-	1	-
4	22530-PL4-000	PISTON COMP., SECOND CLUTCH	-	1	-	-	-	-	-	-	-	-
	22530-PL4-660	PISTON COMP., CLUTCH (CUTTING PISTON)	-	-	-	1	-	1	-	-	1	-
5	22537-PL4-003	SPRING, CLUTCH DISK	-	1	-	1	-	1	-	-	1	-
6	22541-PC9-000	SPRING, CLUTCH RETURN	-	3	-	3	-	-	-	-	-	-
	22541-P7C-003	-	-	-	-	-	3	-	-	3	-
7	22542-PA9-000	SEAT, CLUTCH SPRING	-	3	-	3	-	3	-	-	3	-
8	22542-PA9-000	SEAT, CLUTCH SPRING	-	1	-	-	-	-	-	-	-	-
	22542-PL4-000	SEAT, SECOND RETURN SPRING	-	-	-	1	-	1	-	-	1	-
9	22542-PF4-013	SPRING, CLUTCH RETURN (SANKO)	-	1	-	1	-	-	-	-	-	-
	22542-P68-003	SPRING, CLUTCH RETURN (F'C'C)	-	-	-	-	-	1	-	-	1	-
10	22543-PA9-000	PLATE, CLUTCH (106MM)	-	9	-	-	-	-	-	-	-	-
	22543-PC9-000	PLATE, CLUTCH (110MM)	-	-	-	9	-	9	-	-	9	-
11	22543-PJ4-000	PLATE, CLUTCH (106MM)	-	3	-	-	-	-	-	-	-	-
	22543-PH0-850	PLATE, CLUTCH (110MM)	-	-	-	3	-	3	-	-	3	-
12	22544-PN0-000	DISK, CLUTCH	-	12	-	-	-	-	-	-	-	-
	22544-PC9-020	-	-	-	12	-	-	-	-	-	-
	22544-P4M-931	-	-	-	-	-	12	-	-	12	-
13	22551-PA9-010	PLATE, CLUTCH END (1) (2.3MM)	-	1	-	-	-	-	-	-	-	-
	22552-PA9-010	PLATE, CLUTCH END (2) (2.6MM)	-	1	-	-	-	-	-	-	-	-

ATM-4

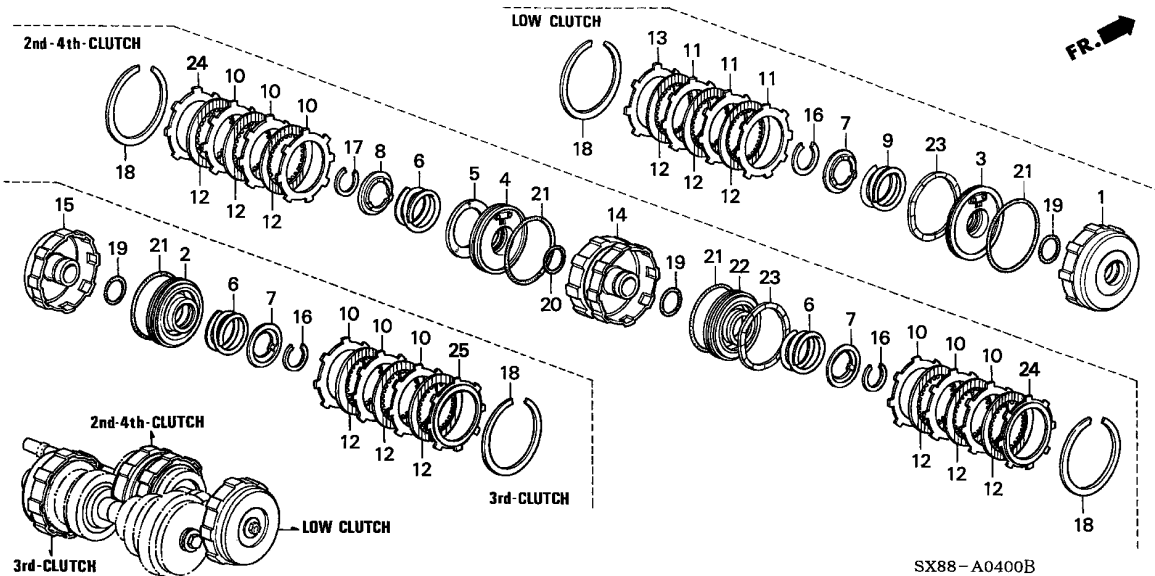
CLUTCH

Ref. No.	Part No.	Description	Reqd. QTY								Serial No.	Parts catalogue code
			1996		1998		1999		2001			
			MT	AT	MT	AT	MT	AT	MT	AT		
13)	22553-PA9-010	PLATE, CLUTCH END (3) (2.9MM)	-	1	-	-	-	-	-	-	-	-
	22554-PA9-010	PLATE, CLUTCH END (4) (3.2MM)	-	1	-	-	-	-	-	-	-	-
	22555-PA9-010	PLATE, CLUTCH END (5) (3.5MM)	-	1	-	-	-	-	-	-	-	-
	22561-PA9-010	PLATE, CLUTCH END (11) (2.15MM)	-	1	-	-	-	-	-	-	-	-
	22562-PA9-010	PLATE, CLUTCH END (12) (2.45MM)	-	1	-	-	-	-	-	-	-	-
	22563-PA9-010	PLATE, CLUTCH END (13) (2.75MM)	-	1	-	-	-	-	-	-	-	-
	22564-PA9-010	PLATE, CLUTCH END (14) (3.05MM)	-	1	-	-	-	-	-	-	-	-
	22565-PA9-010	PLATE, CLUTCH END (15) (3.35MM)	-	1	-	-	-	-	-	-	-	-
	22566-PA9-010	PLATE, CLUTCH END (16) (3.65MM)	-	1	-	-	-	-	-	-	-	-
	22551-PC9-000	PLATE, CLUTCH END (1) (2.4MM)	-	-	-	1	-	1	-	1	-	1
	22552-PC9-000	PLATE, CLUTCH END (2) (2.5MM)	-	-	-	1	-	1	-	1	-	1
	22553-PC9-000	PLATE, CLUTCH END (3) (2.6MM)	-	-	-	1	-	1	-	1	-	1
	22554-PC9-000	PLATE, CLUTCH END (4) (2.7MM)	-	-	-	1	-	1	-	1	-	1
	22555-PC9-000	PLATE, CLUTCH END (5) (2.8MM)	-	-	-	1	-	1	-	1	-	1
	22556-PC9-000	PLATE, CLUTCH END (6) (2.9MM)	-	-	-	1	-	1	-	1	-	1
	22557-PC9-000	PLATE, CLUTCH END (7) (3.0MM)	-	-	-	1	-	1	-	1	-	1
	22558-PC9-000	PLATE, CLUTCH END (8) (3.1MM)	-	-	-	1	-	1	-	1	-	1
	22559-PC9-000	PLATE, CLUTCH END (9) (3.2MM)	-	-	-	1	-	1	-	1	-	-
	22560-PC9-000	PLATE, CLUTCH END (10) (3.3MM)	-	-	-	1	-	1	-	-	-	-
	22561-PC9-000	PLATE, CLUTCH END (11) (2.1MM)	-	-	-	1	-	1	-	-	-	-
	22562-PC9-000	PLATE, CLUTCH END (12) (2.2MM)	-	-	-	1	-	1	-	-	-	1
	22563-PC9-000	PLATE, CLUTCH END (13) (2.3MM)	-	-	-	1	-	1	-	-	-	1
14	22610-PC9-813	GUIDE COMP., CLUTCH (2-4) ...	-	1	-	-	-	-	-	-	-	-
	22610-PL4-850	GUIDE COMP., SECOND CLUTCH ..	-	-	-	1	-	1	-	1	-	1
15	22611-PA9-000	GUIDE, SECOND CLUTCH	-	1	-	-	-	-	-	-	-	-
	22661-PC9-000	GUIDE COMP., THIRD CLUTCH ...	-	-	-	1	-	1	-	1	-	1
16	90603-PA9-000	CIRCLIP, EXTERNAL, 40MM	-	3	-	3	-	3	-	3	-	3
17	90603-PA9-000	CIRCLIP, EXTERNAL, 40MM	-	1	-	-	-	-	-	-	-	-
	90603-PL4-000	CIRCLIP, EXTERNAL, 42MM	-	-	-	1	-	1	-	1	-	1
18	90605-PA9-000	RING, SNAP, 114X1.8	-	4	-	-	-	-	-	-	-	-
	90605-PC9-000	RING, SNAP, 119MM	-	-	-	4	-	4	-	4	-	4
19	91302-PA9-003	O-RING, 39.8X2.2(ARAI)	-	3	-	3	-	3	-	3	-	3
20	91302-PA9-003	O-RING, 39.8X2.2(ARAI)	-	1	-	-	-	-	-	-	-	-
	91302-PL4-003	O-RING, 41.8X2.2(NOK)	-	-	-	1	-	1	-	1	-	1
21	91303-PA9-004	O-RING, 100X2.2(NOK)	-	4	-	-	-	-	-	-	-	-
	91303-PC9-004	O-RING, 104X2.2(NOK)	-	-	-	4	-	4	-	4	-	4
	91303-PC9-003	O-RING, 104X2.2(ARAI)	-	-	-	-	-	-	-	-	-	4
22	22530-PA9-030	PISTON COMP., CLUTCH	-	1	-	-	-	-	-	-	-	-
	22530-PC9-010	-	-	-	1	-	-	-	-	-	-
	22520-P24-J00	PISTON COMP., LOW CLUTCH	-	-	-	-	-	1	-	1	-	1
23	22536-P68-003	SPRING, CLUTCH WAVE	-	-	-	-	-	2	-	2	-	2
24	22551-PA9-010	PLATE, CLUTCH END (1) (2.3MM)	-	2	-	-	-	-	-	-	-	-
	22552-PA9-010	PLATE, CLUTCH END (2) (2.6MM)	-	2	-	-	-	-	-	-	-	-
	22553-PA9-010	PLATE, CLUTCH END (3) (2.9MM)	-	2	-	-	-	-	-	-	-	-
	22554-PA9-010	PLATE, CLUTCH END (4) (3.2MM)	-	2	-	-	-	-	-	-	-	-
	22555-PA9-010	PLATE, CLUTCH END (5) (3.5MM)	-	2	-	-	-	-	-	-	-	-
	22566-PA9-010	PLATE, CLUTCH END (16) (3.65MM)	-	2	-	-	-	-	-	-	-	-
	22551-PC9-000	PLATE, CLUTCH END (1) (2.4MM)	-	-	-	2	-	2	-	2	-	2
	22552-PC9-000	PLATE, CLUTCH END (2) (2.5MM)	-	-	-	2	-	2	-	2	-	2
	22553-PC9-000	PLATE, CLUTCH END (3) (2.6MM)	-	-	-	2	-	2	-	2	-	2
	22554-PC9-000	PLATE, CLUTCH END (4) (2.7MM)	-	-	-	2	-	2	-	2	-	2
	22555-PC9-000	PLATE, CLUTCH END (5) (2.8MM)	-	-	-	2	-	2	-	2	-	2
	22556-PC9-000	PLATE, CLUTCH END (6) (2.9MM)	-	-	-	2	-	2	-	2	-	2
	22557-PC9-000	PLATE, CLUTCH END (7) (3.0MM)	-	-	-	2	-	2	-	2	-	2
	22558-PC9-000	PLATE, CLUTCH END (8) (3.1MM)	-	-	-	2	-	2	-	2	-	2
	22559-PC9-000	PLATE, CLUTCH END (9) (3.2MM)	-	-	-	2	-	2	-	2	-	2



ATM-4

CLUTCH

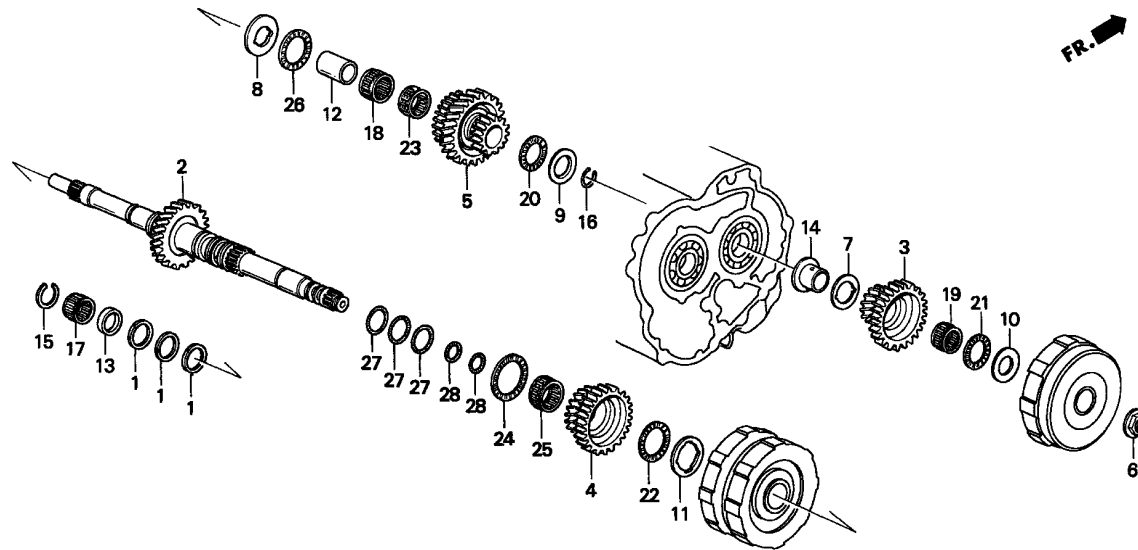


3

Ref. No.	Part No.	Description	Reqd. QTY								Serial No.	Parts catalogue code
			1996		1998		1999		2001			
			MT	AT	MT	AT	MT	AT	MT	AT		
24)	22560-PC9-000	PLATE, CLUTCH END (10) (3.3MM)	-	-	-	2	-	2	-	2		
	22561-PC9-000	PLATE, CLUTCH END (11) (2.1MM)	-	-	-	2	-	2	-	2		
	22562-PC9-000	PLATE, CLUTCH END (12) (2.2MM)	-	-	-	2	-	2	-	2		
	22563-PC9-000	PLATE, CLUTCH END (13) (2.3MM)	-	-	-	2	-	2	-	2		
25	22551-PA9-010	PLATE, CLUTCH END (1) (2.3MM)	-	1	-	-	-	-	-	-		
	22552-PA9-010	PLATE, CLUTCH END (2) (2.6MM)	-	1	-	-	-	-	-	-		
	22553-PA9-010	PLATE, CLUTCH END (3) (2.9MM)	-	1	-	-	-	-	-	-		
	22554-PA9-010	PLATE, CLUTCH END (4) (3.2MM)	-	1	-	-	-	-	-	-		
	22555-PA9-010	PLATE, CLUTCH END (5) (3.5MM)	-	1	-	-	-	-	-	-		
	22566-PA9-010	PLATE, CLUTCH END (16) (3.65MM)	-	1	-	-	-	-	-	-		
	22552-PC9-000	PLATE, CLUTCH END (2) (2.5MM)	-	-	-	1	-	1	-	1		
	22553-PC9-000	PLATE, CLUTCH END (3) (2.6MM)	-	-	-	1	-	1	-	1		
	22554-PC9-000	PLATE, CLUTCH END (4) (2.7MM)	-	-	-	1	-	1	-	1		
	22555-PC9-000	PLATE, CLUTCH END (5) (2.8MM)	-	-	-	1	-	1	-	1		
	22556-PC9-000	PLATE, CLUTCH END (6) (2.9MM)	-	-	-	1	-	1	-	1		
	22557-PC9-000	PLATE, CLUTCH END (7) (3.0MM)	-	-	-	1	-	1	-	1		
	22558-PC9-000	PLATE, CLUTCH END (8) (3.1MM)	-	-	-	1	-	1	-	1		
	22559-PC9-000	PLATE, CLUTCH END (9) (3.2MM)	-	-	-	1	-	1	-	1		
	22560-PC9-000	PLATE, CLUTCH END (10) (3.3MM)	-	-	-	1	-	1	-	1		
	22574-P4V-003	PLATE, CLUTCH END (14) (3.4MM)	-	-	-	-	-	-	-	1		

ATM-5

MAINSHAFT

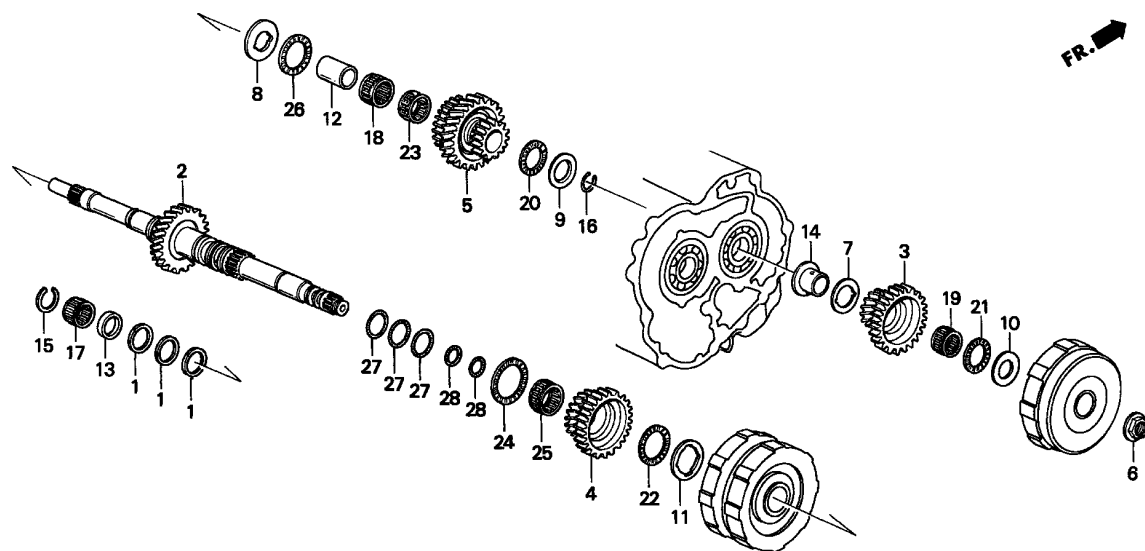


Service item	F.R.T.
GEAR, MAINSHAFT LOW (INC. RELATIVE PART) (1.0 ADDED WHEN OIL PRESSURE IS MEASURED)	5.3
GEAR, MAINSHAFT FOURTH (INC. RELATIVE PART) (1.0 ADDED WHEN OIL PRESSURE IS MEASURED)	6.0
MAINSHAFT COMP. (INC. RELATIVE PART) (1.0 ADDED WHEN OIL PRESSURE IS MEASURED)	6.5

Ref. No.	Part No.	Description	Reqd. QTY								Serial No.	Parts catalogue code
			1996		1998		1999		2001			
			MT	AT	MT	AT	MT	AT	MT	AT		
1	22814-PA9-023	RING, SEALING, 32MM	-	3	-	3	-	-	-	-	-	
	22814-POX-003	-	-	-	-	-	3	-	3	-	
2	23210-PL4-850	MAINSHAFT COMP.	-	1	-	-	-	-	-	-	-	
	23210-PL4-000	-	-	-	1	-	-	-	-	-	
	23210-P4M-911	-	-	-	-	-	1	-	1	-	
3	23411-PL4-J01	GEAR, MAINSHAFT LOW	-	1	-	1	-	-	-	-	-	
	23411-PFL-000	-	-	-	-	-	1	-	1	-	
4	23431-PL4-A01	GEAR, MAINSHAFT SECOND	-	1	-	-	-	-	-	-	-	
	23431-PL4-J02	-	-	-	1	-	1	-	1	-	
5	23461-PL4-850	GEAR, MAINSHAFT FOURTH	-	1	-	-	-	-	-	-	-	
	23461-PL4-000	-	-	-	1	-	-	-	-	-	
	23461-P4M-910	-	-	-	-	-	1	-	1	-	
6	90201-PL4-000	NUT, FLANGE, 19MM	-	1	-	1	-	1	-	1	-	
7	90406-PH0-000	WASHER, THRUST, 28X40X1.5 ...	-	1	-	1	-	-	-	-	-	
8	90407-PL4-000	WASHER, THRUST, 26X53X4.5 ...	-	1	-	1	-	-	-	-	-	
	90406-PRO-000	-	-	-	-	-	1	-	1	-	
9	90417-PC9-000	WASHER, 26X45X3	-	1	-	1	-	1	-	1	-	
10	90422-PL4-010	WASHER, THRUST, 23X48.5X2.5 ..	-	1	-	1	-	-	-	-	-	
	90422-P7C-000	WASHER, THRUST, 23X42X2.5 ...	-	-	-	-	-	1	-	1	-	
11	90441-PC9-010	WASHER, THRUST, 36.5X51X3.50 ..	-	1	-	1	-	1	-	1	-	
	90442-PC9-010	WASHER, THRUST, 36.5X51X3.55 ..	-	1	-	1	-	1	-	1	-	
	90443-PC9-010	WASHER, THRUST, 36.5X51X3.60 ..	-	1	-	1	-	1	-	1	-	
	90444-PC9-010	WASHER, THRUST, 36.5X51X3.65 ..	-	1	-	1	-	1	-	1	-	
	90445-PC9-010	WASHER, THRUST, 36.5X51X3.70 ..	-	1	-	1	-	1	-	1	-	
	90446-PC9-010	WASHER, THRUST, 36.5X51X3.75 ..	-	1	-	1	-	1	-	1	-	
	90447-PC9-010	WASHER, THRUST, 36.5X51X3.80 ..	-	1	-	1	-	1	-	1	-	
	90448-PC9-010	WASHER, THRUST, 36.5X51X3.85 ..	-	1	-	1	-	1	-	1	-	

ATM-5

MAINSHAFT

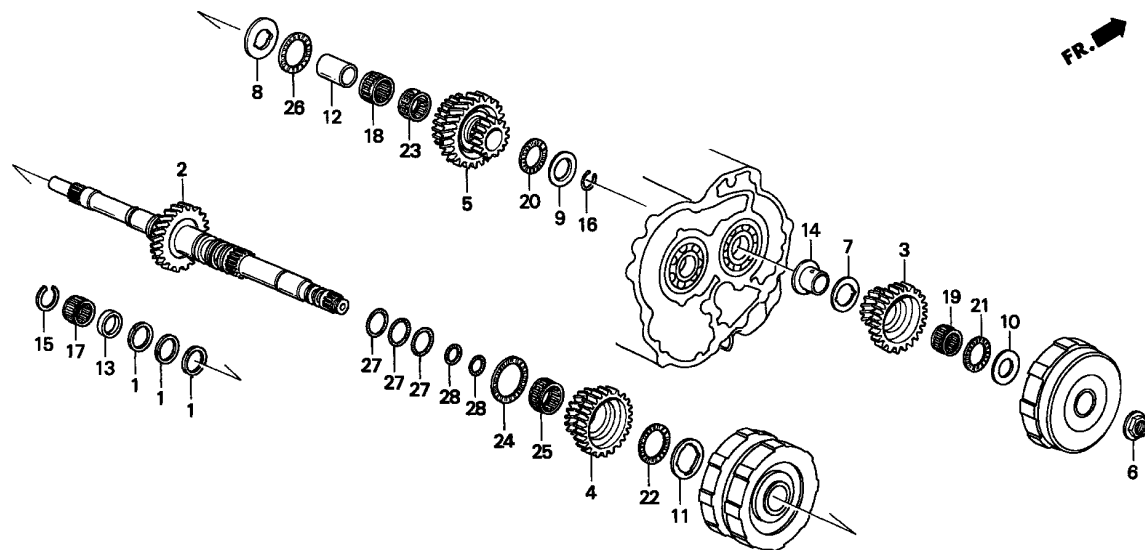


SX88-A0500

Ref. No.	Part No.	Description	Reqd. QTY								Serial No.	Parts catalogue code
			1996		1998		1999		2001			
			MT	AT	MT	AT	MT	AT	MT	AT		
11)	90449-PC9-010	WASHER, THRUST, 36.5X51X3.90	-	1	-	1	-	1	-	1		
	90450-PC9-000	WASHER, THRUST, 36.5X51X3.95	-	1	-	1	-	1	-	1		
12	90502-PH0-000	COLLAR, MAINSHAFT FOURTH GEAR	-	1	-	1	-	-	-	-		
	90502-P4M-910	-	-	-	-	-	1	-	1		
13	90506-PL4-000	COLLAR, DISTANCE, 20MM	-	1	-	1	-	1	-	1		
14	90508-PH0-000	COLLAR, 23MM	-	1	-	1	-	-	-	-		
	90508-P7C-000	-	-	-	-	-	1	-	1		
15	90603-689-900	CIRCLIP, EXTERNAL, 20MM	-	1	-	1	-	1	-	1		
16	90613-PA9-000	RING, SNAP, 26MM	-	1	-	1	-	1	-	1		
17	91011-P48-008	BEARING, NEEDLE, 20X26X20	-	1	-	1	-	-	-	-		
	91011-P68-003	BEARING, NEEDLE, 20X26X17	-	-	-	-	-	1	-	1		
18	91011-P56-003	BEARING, NEEDLE, 32X38X20 (NTN)	-	1	-	1	-	1	-	1		
19	91012-PZ4-003	BEARING, NEEDLE, 28X33X16.8 (NTN)	-	1	-	1	-	1	-	1		
20	91018-P56-003	BEARING, THRUST NEEDLE, 32X44X2 (NTN)	-	1	-	1	-	1	-	1		
21	91019-PL4-003	BEARING, THRUST NEEDLE, 35X49X2	-	1	-	1	-	-	-	-		
	91019-PL1-003	BEARING, THRUST NEEDLE, 28X43X2 (NTN)	-	-	-	-	-	1	-	1		
22	91023-PS5-003	BEARING, THRUST NEEDLE, 36X52X2 (NTN)	-	1	-	1	-	1	-	1		
23	91024-PF4-003	BEARING, NEEDLE, 32X38X14 (NTN)	-	1	-	1	-	1	-	1		
24	91026-PS5-003	BEARING, THRUST NEEDLE, 42X58X2 (TOYO)	-	1	-	1	-	1	-	1		
25	91028-PL4-003	BEARING, NEEDLE, 36X41X14.8	-	1	-	1	-	1	-	1		

ATM-5

MAINSHAFT



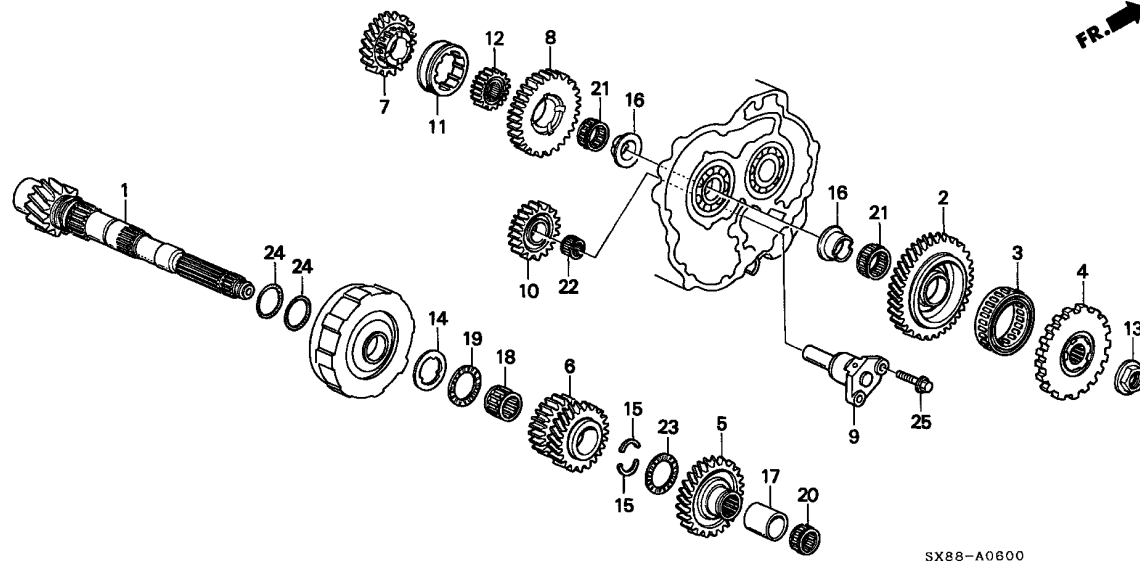
SX88-A0500

Ref. No.	Part No.	Description	Reqd. QTY								Serial No.	Parts catalogue code
			1996		1998		1999		2001			
			MT	AT	MT	AT	MT	AT	MT	AT		
26	91031-PC9-003	BEARING, THRUST NEEDLE, 39X54X2 (NTN)	-	1	-	1	-	1	-	1		
27	91307-PA9-003	O-RING, 31.2X1.9 (ARAI)	-	3	-	3	-	3	-	3		
28	91308-PH0-013	O-RING, 17.8X1.9	-	2	-	2	-	2	-	2		



ATM-6

COUNTERSHAFT



Service item	F.R.T.
CLUTCH ASSY., ONE WAY (1.0 ADDED WHEN OIL PRESSURE IS MEASURED)	5.5
GEAR, COUNTERSHAFT LOW (1.0 ADDED WHEN OIL PRESSURE IS MEASURED)	
GEAR, COUNTERSHAFT THIRD (INC. RELATIVE PART) (1.0 ADDED WHEN OIL PRESSURE IS MEASURED)	6.0
GEAR, REVERSE IDLE (1.0 ADDED WHEN OIL PRESSURE IS MEASURED)	6.1
COUNTERSHAFT COMP. (INC. RELATIVE PART) (1.0 ADDED WHEN OIL PRESSURE IS MEASURED)	6.2

Ref. No.	Part No.	Description	Reqd. QTY								Serial No.	Parts catalogue code
			1996		1998		1999		2001			
			MT	AT	MT	AT	MT	AT	MT	AT		
1	23220-PL4-J00	COUNTERSHAFT COMP.	-	1	-	1	-	-	-	-	-	
	23220-P4M-911	-	-	-	-	-	1	-	-	1	
2	23421-PL4-J01	GEAR, COUNTERSHAFT LOW	-	1	-	1	-	-	-	-	-	
	23421-PFL-000	-	-	-	-	-	1	-	-	1	
3	23423-P48-J01	CLUTCH ASSY., ONE WAY	-	1	-	1	-	-	-	-	-	
	23423-P7C-003	-	-	-	-	-	1	-	-	1	
4	23427-PL4-010	GEAR, PARKING	-	1	-	1	-	-	-	-	-	
	23427-P4M-910	-	-	-	-	-	1	-	-	1	
5	23441-PL4-A01	GEAR, COUNTERSHAFT SECOND	-	1	-	-	-	-	-	-	-	
	23441-PL4-J02	-	-	-	1	-	1	-	-	1	
6	23451-PL4-850	GEAR, COUNTERSHAFT THIRD	-	1	-	-	-	-	-	-	-	
	23451-PL4-000	-	-	-	1	-	-	-	-	-	
	23451-P4M-910	-	-	-	-	-	1	-	-	1	
7	23471-PP6-850	GEAR, COUNTERSHAFT FOURTH	-	1	-	-	-	-	-	-	-	
	23471-PP6-000	-	-	-	1	-	1	-	-	1	
8	23531-PH0-000	GEAR, COUNTERSHAFT REVERSE	-	1	-	1	-	1	-	-	1	
9	23540-P48-J00	HOLDER COMP., REVERSE IDLE	-	1	-	1	-	1	-	-	1	
10	23541-PA9-010	GEAR, REVERSE IDLE	-	1	-	1	-	1	-	-	1	
11	23565-PP6-010	SELECTOR, REVERSE GEAR	-	1	-	1	-	1	-	-	1	
	23565-P7C-000	-	1	-	1	-	1	-	-	1	
12	23566-PH0-000	HUB, SELECTOR	-	1	-	1	-	1	-	-	1	
	23566-P7C-000	-	1	-	1	-	1	-	-	1	
13	90202-PF4-010	NUT, FLANGE, 23MM	-	1	-	1	-	1	-	-	1	
14	90411-PA9-010	WASHER, SPLINE, 35X50X3.00	-	1	-	1	-	1	-	-	1	
	90412-PA9-010	WASHER, SPLINE, 35X50X3.05	-	1	-	1	-	1	-	-	1	
	90413-PA9-010	WASHER, SPLINE, 35X50X3.10	-	1	-	1	-	1	-	-	1	
	90414-PA9-010	WASHER, SPLINE, 35X50X3.15	-	1	-	1	-	1	-	-	1	

ATM-6

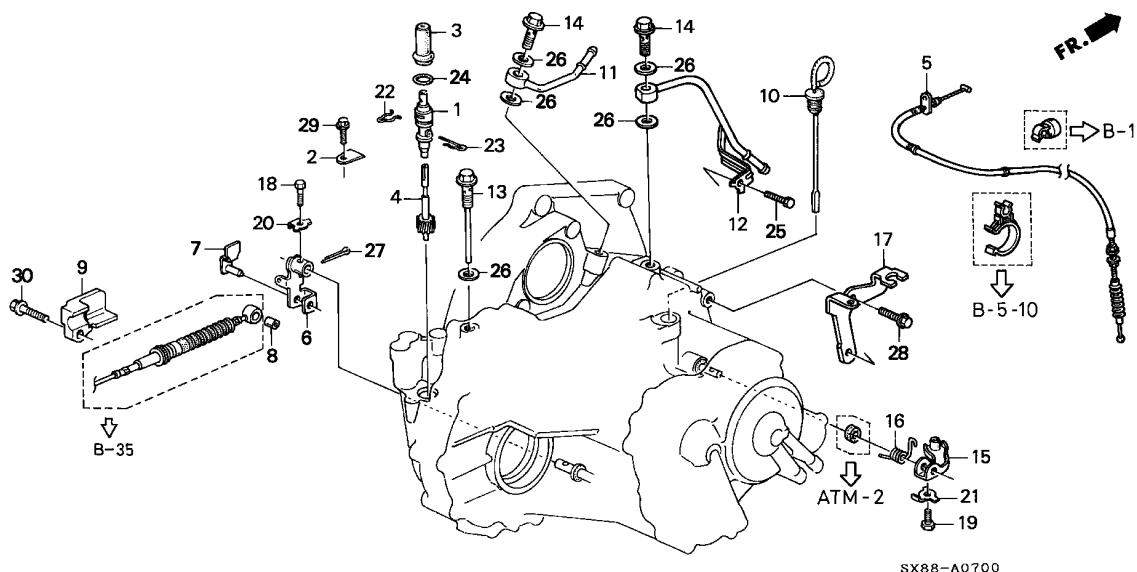
COUNTERSHAFT

Ref. No.	Part No.	Description	Reqd. QTY								Serial No.	Parts catalogue code
			1996		1998		1999		2001			
			MT	AT	MT	AT	MT	AT	MT	AT		
14)	90415-PA9-010	WASHER, SPLINE, 35X50X3.20 ..	-	1	-	1	-	1	-	1		
	90418-PA9-000	WASHER, SPLINE, 35X50X3.25 ..	-	1	-	1	-	1	-	1		
	90419-PA9-000	WASHER, SPLINE, 35X50X3.30 ..	-	1	-	1	-	1	-	1		
	90420-PA9-000	WASHER, SPLINE, 35X50X3.35 ..	-	1	-	1	-	1	-	1		
	90421-PA9-000	WASHER, SPLINE, 35X50X3.40 ..	-	1	-	1	-	1	-	1		
	90423-PA9-000	WASHER, SPLINE, 35X50X2.90 ..	-	1	-	1	-	1	-	1		
	90424-PA9-000	WASHER, SPLINE, 35X50X2.95 ..	-	1	-	1	-	1	-	1		
15	90431-PC9-000	COTTER, 28MM	-	2	-	2	-	2	-	2		
16	90501-PL4-000	COLLAR, REVERSE GEAR	-	2	-	2	-	-	-	-		
	90501-P7C-000	-	-	-	-	-	2	-	2		
17	90503-PC9-000	COLLAR, DISTANCE, 28X38X39.00	-	1	-	1	-	1	-	1		
	90504-PC9-000	COLLAR, DISTANCE, 28X38X39.10	-	1	-	1	-	1	-	1		
	90505-PC9-000	COLLAR, DISTANCE, 28X38X39.20	-	1	-	1	-	1	-	1		
	90507-PC9-000	COLLAR, DISTANCE, 28X38X39.30	-	1	-	1	-	1	-	1		
	90508-PC9-000	COLLAR, DISTANCE, 28X38X39.05	-	1	-	1	-	1	-	1		
	90509-PC9-000	COLLAR, DISTANCE, 28X38X39.15	-	1	-	1	-	1	-	1		
	90510-PC9-000	COLLAR, DISTANCE, 28X38X39.25	-	1	-	1	-	1	-	1		
	90511-PC9-000	COLLAR, DISTANCE, 28X38X38.90	-	1	-	1	-	1	-	1		
	90512-PC9-000	COLLAR, DISTANCE, 28X38X38.95	-	1	-	1	-	1	-	1		
18	91011-P56-003	BEARING, NEEDLE, 32X38X20(NTN)	-	1	-	1	-	1	-	1		
19	91014-PA9-003	BEARING, THRUST NEEDLE, 35X52X2	-	1	-	1	-	1	-	1		
20	91016-PA9-003	BEARING, NEEDLE, 28X33X20(NTN)	-	1	-	1	-	-	-	-		
	91016-PA9-013	-	-	-	-	-	1	-	1		
21	91024-PL4-003	BEARING, NEEDLE, 31X36X14 ...	-	2	-	2	-	2	-	2		
22	91025-PJ2-003	BEARING, NEEDLE, 14X18X15(NTN)	-	1	-	1	-	1	-	1		
23	91031-PC9-003	BEARING, THRUST NEEDLE, 39X54X2(NTN)	-	1	-	1	-	1	-	1		
24	91307-PA9-003	O-RING, 31.2X1.9(ARAI)	-	2	-	2	-	2	-	2		
25	95701-06020-08	BOLT, FLANGE, 6X20	-	2	-	2	-	2	-	2		



ATM-7

ATF PIPE



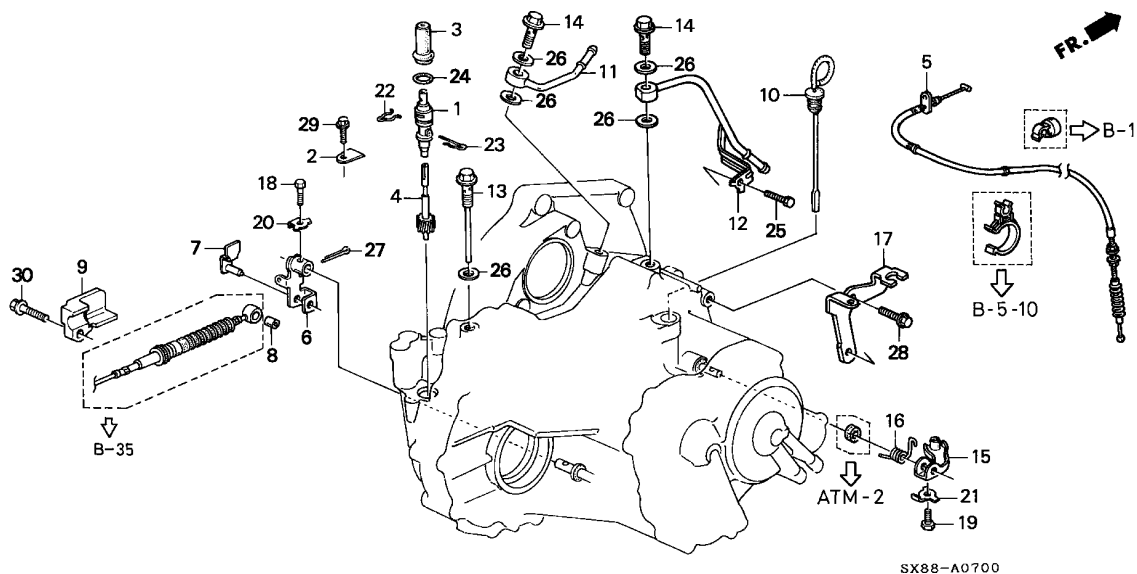
Service item	F.R.T.
GEAR, SPEEDOMETER DRIVEN (INC. RELATIVE PART)	0.3
CABLE COMP., THROTTLE	0.5

3

Ref. No.	Part No.	Description	Reqd. QTY								Serial No.	Parts catalogue code
			1996		1998		1999		2001			
			MT	AT	MT	AT	MT	AT	MT	AT		
1	23811-PL4-000	HOLDER COMP., SPEEDOMETER GEAR	-	1	-	1	-	1	-	1		
2	23813-P3R-000	PLATE, SPEEDOMETER GEAR HOLDER	-	1	-	1	-	1	-	1		
3	23814-689-000	SEAL, GEAR HOLDER	-	1	-	1	-	1	-	1		
4	23820-PC9-000	GEAR, SPEEDOMETER DRIVEN	-	1	-	1	-	1	-	1		
5	24360-P3R-003	CABLE COMP., THROTTLE	-	1	-	1	-	1	-	1		
6	24412-PL4-000	LEVER, CONTROL	-	1	-	1	-	1	-	1		
7	24414-PL4-000	PIN, CONTROL	-	1	-	1	-	1	-	1		
8	24415-PA9-000	ROLLER, CONTROL LEVER	-	1	-	1	-	1	-	1		
9	24901-PL4-000	HOLDER, CONTROL WIRE	-	1	-	1	-	1	-	1		
10	25610-PL4-003	GAUGE COMP., OIL LEVEL (ATF)	-	1	-	1	-	1	-	1		
11	25910-P48-J00	PIPE COMP. A, OIL HOSE	-	1	-	1	-	1	-	1		
12	25920-P3V-000	PIPE COMP., ATF COOLER (A)	-	1	-	1	-	1	-	1		
13	25950-PL4-000	BOLT COMP., JOINT	-	1	-	1	-	1	-	1		
14	25951-639-000	BOLT, JOINT	-	2	-	2	-	2	-	2		
15	27494-P4M-000	LEVER, THROTTLE CONTROL	-	1	-	1	-	1	-	1		
16	27495-P4M-000	SPRING, THROTTLE LEVER	-	1	-	1	-	1	-	1		
17	27496-P3V-000	STAY, THROTTLE CABLE	-	1	-	1	-	1	-	1		
18	90001-PA9-000	BOLT, HEX., 6MM	-	1	-	1	-	1	-	1		
19	90010-P24-J00	BOLT, SPECIAL, 5X15	-	1	-	1	-	1	-	1		
20	90433-639-000	WASHER, LOCK, 6MM	-	1	-	1	-	1	-	1		
21	90436-PA9-000	WASHER, LOCK, 5MM	-	1	-	1	-	1	-	1		
22	90637-689-000	CLIP, SPEEDOMETER CABLE	-	1	-	1	-	1	-	1		
23	90638-689-000	CLIP, SPEEDOMETER GEAR	-	1	-	1	-	1	-	1		
24	91313-611-010	O-RING, 23.5X2	-	1	-	1	-	1	-	1		
25	92101-06016-OH	BOLT, HEX., 6X16	-	1	-	1	-	1	-	1		

ATM-7

ATF PIPE

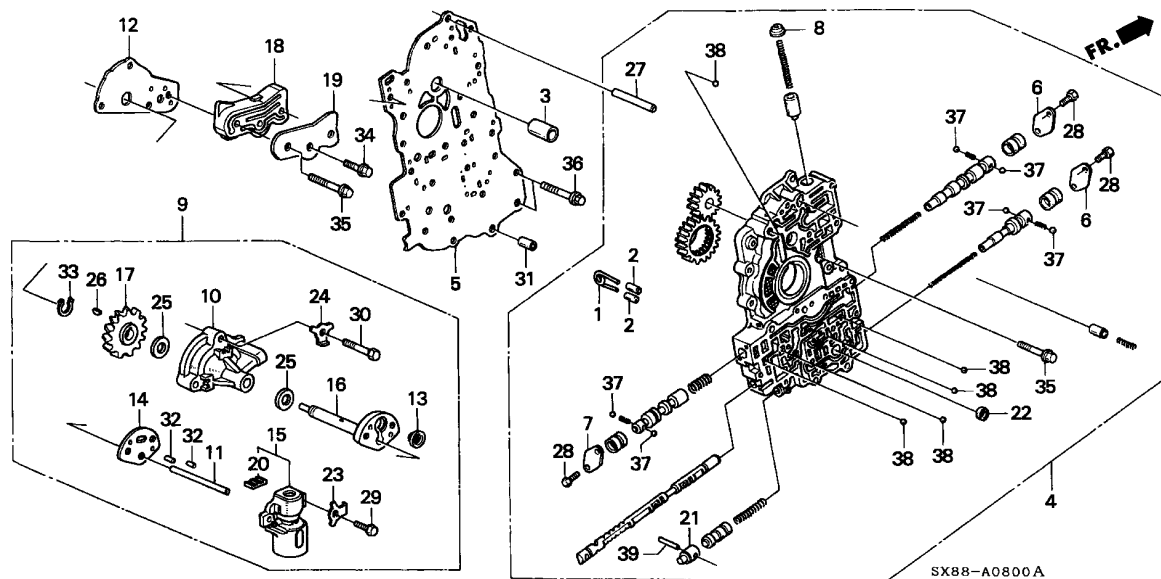


Ref. No.	Part No.	Description	Reqd. QTY								Serial No.	Parts catalogue code
			1996		1998		1999		2001			
			MT	AT	MT	AT	MT	AT	MT	AT		
26	94109-12000	WASHER, DRAIN PLUG, 12MM	-	5	-	5	-	5	-	5		
27	94201-20300	PIN, SPLIT, 2.0X30	-	1	-	1	-	1	-	1		
28	95701-06016-08	BOLT, FLANGE, 6X16	-	1	-	1	-	1	-	1		
29	95701-08016-08	BOLT, FLANGE, 8X16	-	1	-	1	-	1	-	1		
30	95701-08035-08	BOLT, FLANGE, 8X35	-	1	-	1	-	1	-	1		



ATM-8

MAIN VALVE BODY('96/'98)



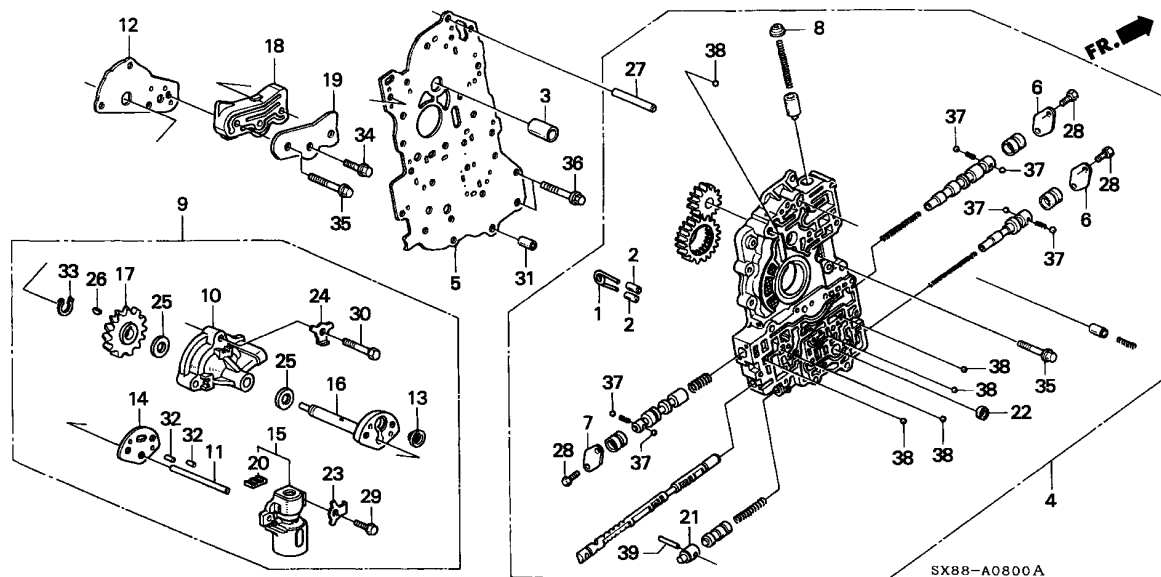
Service item	F.R.T.
GOVERNOR ASSY.	6.2
(INC. RELATIVE PART (1.0 ADDED WHEN OIL PRESSURE IS MEASURED))	
BODY ASSY., MAIN VALVE	6.5
(INC. RELATIVE PART (1.0 ADDED WHEN OIL PRESSURE IS MEASURED))	

3

Ref. No.	Part No.	Description	Reqd. QTY								Serial No.	Parts catalogue code
			1996		1998		1999		2001			
			MT	AT	MT	AT	MT	AT	MT	AT		
1	24461-PA9-010	SPRING, ROLLER	-	1	-	1	-	-	-	-		
2	24471-PN6-000	ROLLER, 6X16	-	2	-	2	-	-	-	-		
3	25145-PA9-010	SHAFT, OIL PUMP GEAR	-	1	-	1	-	-	-	-		
4	27000-P4M-J10	BODY ASSY., MAIN VALVE	-	1	-	-	-	-	-	-		
	27000-P4M-J30	-	-	-	1	-	-	-	-		
5	27112-P48-J02	PLATE, MAIN SEPARATING	-	1	-	-	-	-	-	-		
	27112-P48-J10	-	-	-	1	-	-	-	-		
6	27122-PA9-000	COVER, SHIFT VALVE	-	2	-	2	-	-	-	-		
7	27122-PC9-000	COVER, SHIFT VALVE	-	1	-	1	-	-	-	-		
8	27258-680-900	SEAT, RELIEF VALVE SPRING	-	1	-	1	-	-	-	-		
9	27300-PL4-J00	GOVERNOR ASSY.	-	1	-	1	-	-	-	-		
10	27310-PL4-000	HOLDER COMP., GOVERNOR	-	1	-	1	-	-	-	-		
11	27312-PA9-000	PIPE, 5X65	-	1	-	1	-	-	-	-		
12	27312-PL4-000	PLATE, GOVERNOR HOLDER SEPARATOR	-	1	-	1	-	-	-	-		
13	27313-PF4-000	FILTER, GOVERNOR	-	1	-	1	-	-	-	-		
14	27314-PC9-000	PLATE, GOVERNOR	-	1	-	1	-	-	-	-		
15	27315-PH0-030	BODY ASSY., GOVERNOR	-	1	-	1	-	-	-	-		
16	27341-PF0-020	SHAFT, GOVERNOR	-	1	-	1	-	-	-	-		
17	27342-PL4-J00	GEAR, GOVERNOR	-	1	-	1	-	-	-	-		
18	27350-PL4-000	BODY, BYPASS	-	1	-	1	-	-	-	-		
19	27352-PL4-000	COVER, BYPASS BODY	-	1	-	1	-	-	-	-		
20	27370-PF4-000	FILTER ASSY., EX.	-	1	-	1	-	-	-	-		
21	27419-PF4-000	CAP, SECOND ORIFICE CONTROL VALVE	-	1	-	1	-	-	-	-		

ATM-8

MAIN VALVE BODY('96/'98)

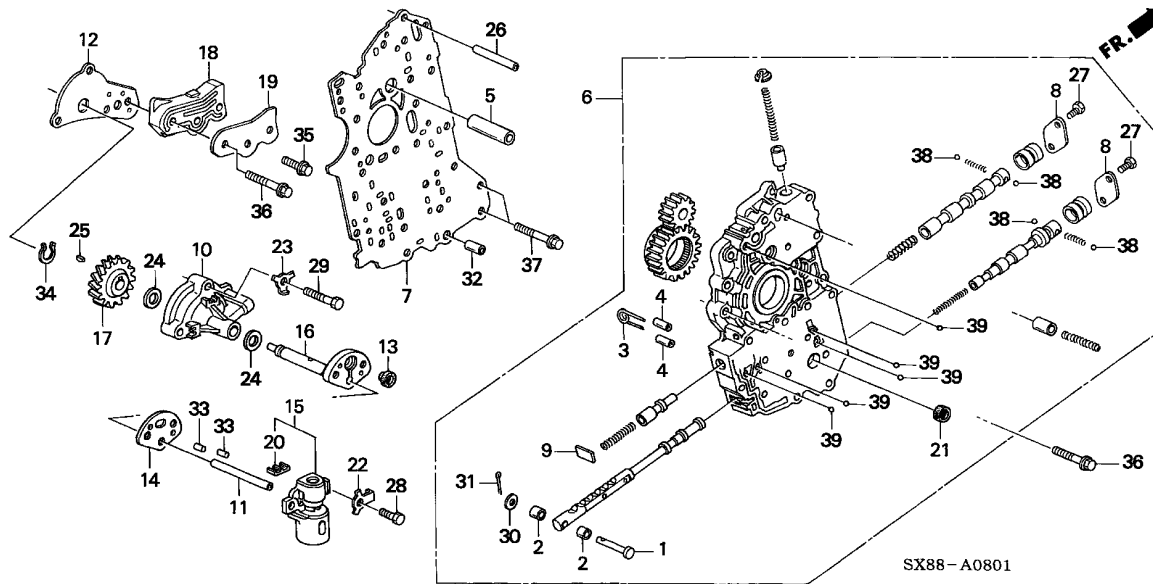


Ref. No.	Part No.	Description	Reqd. QTY								Serial No.	Parts catalogue code
			1996		1998		1999		2001			
			MT	AT	MT	AT	MT	AT	MT	AT		
22	27750-PF4-000	FILTER, SECONDARY BODY	-	1	-	1	-	-	-	-	-	-
23	90433-PF4-000	WASHER, LOCK, 6MM	-	2	-	2	-	-	-	-	-	-
24	90433-639-000	WASHER, LOCK, 6MM	-	3	-	3	-	-	-	-	-	-
25	90451-PC9-000	WASHER, THRUST, 14MM	-	2	-	2	-	-	-	-	-	-
26	90741-PA9-000	KEY, WOODRUFF, 3MM	-	1	-	1	-	-	-	-	-	-
27	91704-PF4-000	PIN, DOWEL, 8X40	-	1	-	1	-	-	-	-	-	-
28	93301-05012-0A	BOLT, HEX., 5X12	-	6	-	6	-	-	-	-	-	-
29	93301-06018-0A	BOLT, HEX., 6X18	-	2	-	2	-	-	-	-	-	-
30	93301-06030-0H	BOLT, HEX., 6X30	-	3	-	3	-	-	-	-	-	-
31	94301-08140	PIN, DOWEL, 8X14	-	2	-	2	-	-	-	-	-	-
32	94303-05080	PIN, DOWEL, 5X8	-	2	-	2	-	-	-	-	-	-
33	94510-14000	CIRCLIP, EXTERNAL, 14MM	-	1	-	1	-	-	-	-	-	-
34	95701-06016-08	BOLT, FLANGE, 6X16	-	1	-	1	-	-	-	-	-	-
35	95701-06028-08	BOLT, FLANGE, 6X28	-	6	-	6	-	-	-	-	-	-
36	95701-06035-08	BOLT, FLANGE, 6X35	-	2	-	2	-	-	-	-	-	-
37	96211-06000	BALL, STEEL, #6 (3/16)	-	6	-	6	-	-	-	-	-	-
38	96211-07000	BALL, STEEL, #7 (7/32)	-	5	-	5	-	-	-	-	-	-
39	96220-30198	ROLLER, 3X19.8	-	1	-	1	-	-	-	-	-	-



ATM-8-1

MAIN VALVE BODY('99/'01)

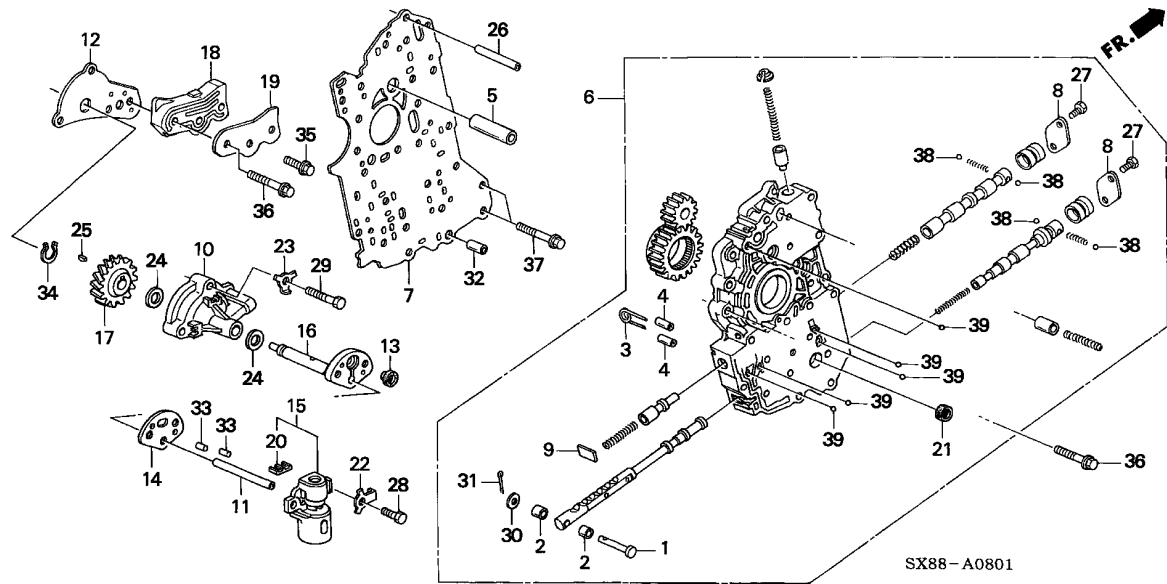


Service item	F.R.T.
SHAFT, GOVERNOR	6.2
(INC. RELATIVE PART (1.0 ADDED WHEN OIL PRESSURE IS MEASURED))	
BODY ASSY., MAIN VALVE	6.5
(INC. RELATIVE PART (1.0 ADDED WHEN OIL PRESSURE IS MEASURED))	

Ref. No.	Part No.	Description	Reqd. QTY				Serial No.	Parts catalogue code	
			1996	1998	1999	2001			
			MT	AT	MT	AT	MT	AT	
1	24423-PA9-000	PIN, MANUAL VALVE	-	-	-	-	1	-	1
2	24425-639-000	ROLLER, MANUAL VALVE	-	-	-	-	2	-	2
3	24461-PA9-010	SPRING, ROLLER	-	-	-	-	1	-	1
4	24471-PN6-000	ROLLER, 6X16	-	-	-	-	2	-	2
5	25145-PA9-010	SHAFT, OIL PUMP GEAR	-	-	-	-	1	-	1
6	27000-P4M-910	BODY ASSY., MAIN VALVE	-	-	-	-	1	-	1
7	27112-P4M-910	PLATE, MAIN SEPARATING	-	-	-	-	1	-	1
8	27122-PA9-000	COVER, SHIFT VALVE	-	-	-	-	2	-	2
9	27263-PA9-000	SEAT, VALVE SPRING, 1.0MM	-	-	-	-	1	-	1
10	27310-PL4-000	HOLDER COMP., GOVERNOR	-	-	-	-	1	-	1
11	27312-PA9-000	PIPE, 5X65	-	-	-	-	1	-	1
12	27312-PL4-000	PLATE, GOVERNOR HOLDER SEPARATOR	-	-	-	-	1	-	1
13	27313-PF4-000	FILTER, GOVERNOR	-	-	-	-	1	-	1
14	27314-PC9-000	PLATE, GOVERNOR	-	-	-	-	1	-	1
15	27315-PH0-030	BODY ASSY., GOVERNOR	-	-	-	-	1	-	1
16	27341-PF0-020	SHAFT, GOVERNOR	-	-	-	-	1	-	1
17	27342-P7C-000	GEAR, GOVERNOR	-	-	-	-	1	-	1
18	27350-PFL-000	BODY, BYPASS	-	-	-	-	1	-	1
19	27352-PFL-000	COVER, BYPASS BODY	-	-	-	-	1	-	1
20	27370-PF4-000	FILTER ASSY., EX.	-	-	-	-	1	-	1
21	27750-PF4-000	FILTER, SECONDARY BODY	-	-	-	-	1	-	1
22	90433-PF4-000	WASHER, LOCK, 6MM	-	-	-	-	2	-	2
23	90433-639-000	WASHER, LOCK, 6MM	-	-	-	-	3	-	3
24	90451-PC9-000	WASHER, THRUST, 14MM	-	-	-	-	2	-	2

ATM-8-1

MAIN VALVE BODY('99/'01)

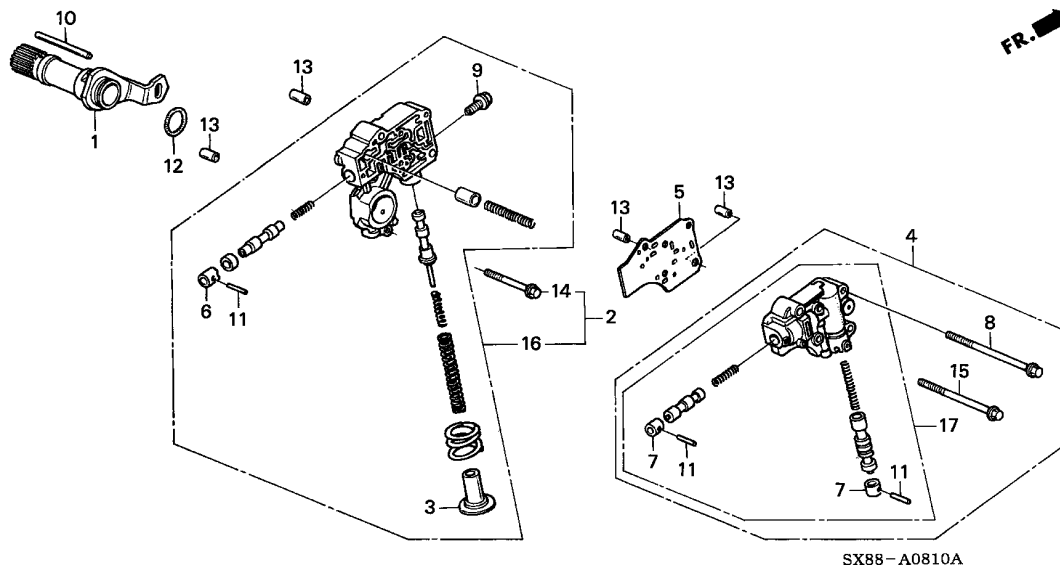


Ref. No.	Part No.	Description	Reqd. QTY								Serial No.	Parts catalogue code
			1996		1998		1999		2001			
			MT	AT	MT	AT	MT	AT	MT	AT		
25	90741-PA9-000	KEY, WOODRUFF, 3MM	-	-	-	-	-	1	-	1		
26	91704-PF4-000	PIN, DOWEL, 8X40	-	-	-	-	-	1	-	1		
27	93301-05012-0A	BOLT, HEX., 5X12	-	-	-	-	-	4	-	4		
28	93301-06018-0A	BOLT, HEX., 6X18	-	-	-	-	-	2	-	2		
29	93301-06030-0H	BOLT, HEX., 6X30	-	-	-	-	-	3	-	3		
30	94101-05800	WASHER, PLAIN, 5MM	-	-	-	-	-	1	-	1		
31	94201-16120	PIN, SPLIT, 1.6X12	-	-	-	-	-	1	-	1		
32	94301-08140	PIN, DOWEL, 8X14	-	-	-	-	-	1	-	1		
33	94303-05080	PIN, DOWEL, 5X8	-	-	-	-	-	2	-	2		
34	94510-14000	CIRCLIP, EXTERNAL, 14MM	-	-	-	-	-	1	-	1		
35	95701-06016-08	BOLT, FLANGE, 6X16	-	-	-	-	-	1	-	1		
36	95701-06028-08	BOLT, FLANGE, 6X28	-	-	-	-	-	6	-	6		
37	95701-06035-08	BOLT, FLANGE, 6X35	-	-	-	-	-	2	-	2		
38	96211-06000	BALL, STEEL, #6 (3/16)	-	-	-	-	-	4	-	4		
39	96211-07000	BALL, STEEL, #7 (7/32)	-	-	-	-	-	5	-	5		



ATM-8-10

REGULATOR



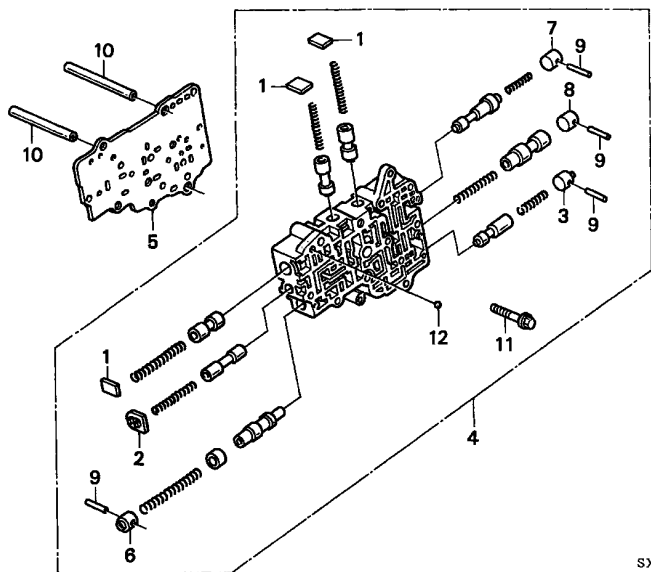
Service item	F.R.T.
BODY ASSY., LOCK UP VALVE (INC. RELATIVE PART) (1.0 ADDED WHEN OIL PRESSURE IS MEASURED)	6.1
REGULATOR ASSY. (INC. RELATIVE PART) (1.0 ADDED WHEN OIL PRESSURE IS MEASURED)	
SHAFT ASSY., STATOR (1.0 ADDED WHEN OIL PRESSURE IS MEASURED)	6.2

3

Ref. No.	Part No.	Description	Reqd. QTY								Serial No.	Parts catalogue code
			1996		1998		1999		2001			
			MT	AT	MT	AT	MT	AT	MT	AT		
1	25155-PL4-000	SHAFT ASSY., STATOR	-	1	-	1	-	-	-	-	-	
	25155-P4M-910	-	-	-	-	-	1	-	1		
2	27200-P48-800	REGULATOR ASSY.	-	1	-	-	-	-	-	-		
	27200-P48-000	-	-	-	1	-	-	-	-		
3	27246-PN6-800	CAP, REGULATOR SPRING	-	1	-	1	-	1	-	1		
4	27600-PL4-900	BODY ASSY., LOCK UP VALVE ...	-	1	-	1	-	-	-	-		
5	27612-PL4-000	PLATE, LOCK UP SEPARATING ...	-	1	-	1	-	1	-	1		
6	27645-PL1-000	CAP, LOCK UP CONTROL	-	1	-	1	-	1	-	1		
7	27728-PF4-000	CAP, REVERSE CONTROL VALVE ..	-	2	-	2	-	2	-	2		
8	90004-PC9-000	BOLT, FLANGE, 6X90	-	4	-	-	-	-	-	-	-----	2527029
	95701-06090-08	-	4	-	-	-	-	-	-	2527030	
			-	-	-	4	-	4	-	4		
9	90089-PC9-000	BOLT, STOPPER, 6MM	-	1	-	1	-	1	-	1		
10	90703-PL4-000	PIN, DOWEL, 8X68	-	1	-	1	-	1	-	1		
11	91101-PF4-003	ROLLER, 3.5X21.8	-	3	-	3	-	3	-	3		
12	91316-612-000	O-RING, 27.5X1.7	-	1	-	1	-	1	-	1		
13	94301-08140	PIN, DOWEL, 8X14	-	4	-	4	-	4	-	4		
14	95701-06060-08	BOLT, FLANGE, 6X60	-	1	-	1	-	1	-	1		
15	95701-06085-08	BOLT, FLANGE, 6X85	-	1	-	1	-	-	-	-		
	95701-06090-08	BOLT, FLANGE, 6X90	-	-	-	-	-	1	-	1		
16	27200-P4M-931	BODY ASSY., REGULATOR	-	-	-	-	-	1	-	1		
17	27600-P4M-910	BODY ASSY., LOCK UP VALVE ...	-	-	-	-	-	1	-	1		

ATM-8-20

SECONDARY BODY('96/'98)



SX88-A0820

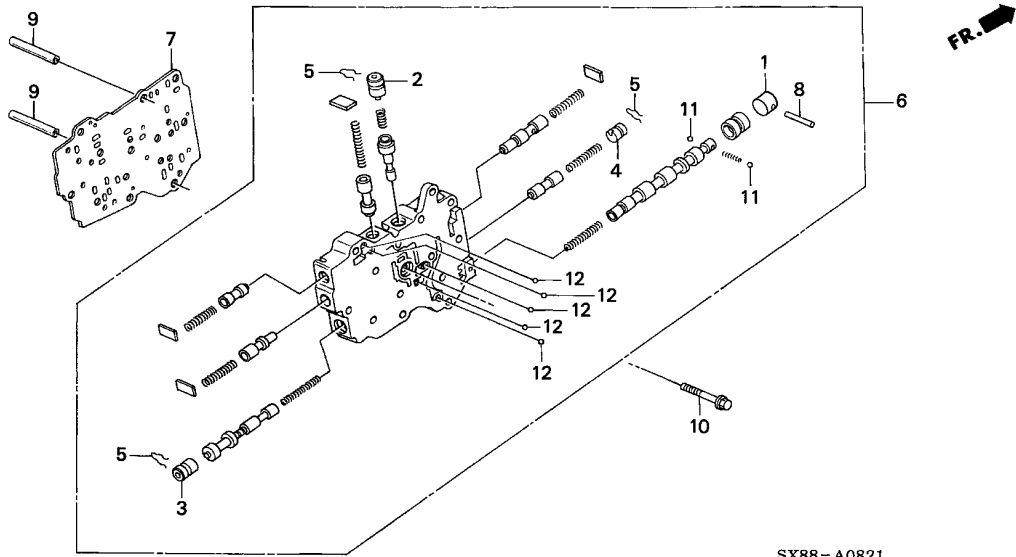
Service item	F.R.T.
BODY ASSY., SECONDARY (INC. RELATIVE PART) (1.0 ADDED WHEN OIL PRESSURE IS MEASURED)	6.4

Ref. No.	Part No.	Description	Reqd. QTY								Serial No.	Parts catalogue code
			1996		1998		1999		2001			
			MT	AT	MT	AT	MT	AT	MT	AT		
1	27263-PA9-000	SEAT, VALVE SPRING, 1.0MM ...	-	3	-	3	-	-	-	-	-	
2	27419-PC9-010	SEAT, VALVE SPRING	-	1	-	1	-	-	-	-	-	
3	27653-P4M-000	CAP, CLUTCH PRESSURE CONTROL VALVE	-	1	-	1	-	-	-	-	-	
4	27700-P4M-J10	BODY ASSY., SECONDARY	-	1	-	-	-	-	-	-	-	
	27700-P4M-J30	-	-	-	1	-	-	-	-	-	
5	27712-P48-J02	PLATE, SECONDARY SEPARATING	-	1	-	-	-	-	-	-	-	
	27712-P48-J10	-	-	-	1	-	-	-	-	-	
6	27724-PG4-000	CAP, KICK DOWN VALVE	-	1	-	1	-	-	-	-	-	
7	27728-PF4-000	CAP, REVERSE CONTROL VALVE ..	-	1	-	1	-	-	-	-	-	
8	27728-PP6-000	CAP, REVERSE CONTROL VALVE ..	-	1	-	1	-	-	-	-	-	
9	91101-PF4-003	ROLLER, 3.5X21.8	-	4	-	4	-	-	-	-	-	
10	91704-PF4-000	PIN, DOWEL, 8X40	-	2	-	2	-	-	-	-	-	
11	95701-06030-08	BOLT, FLANGE, 6X30	-	1	-	1	-	-	-	-	-	
12	96211-07000	BALL, STEEL, #7 (7/32)	-	3	-	3	-	-	-	-	-	



ATM-8-21

SECONDARY BODY('99/'01)



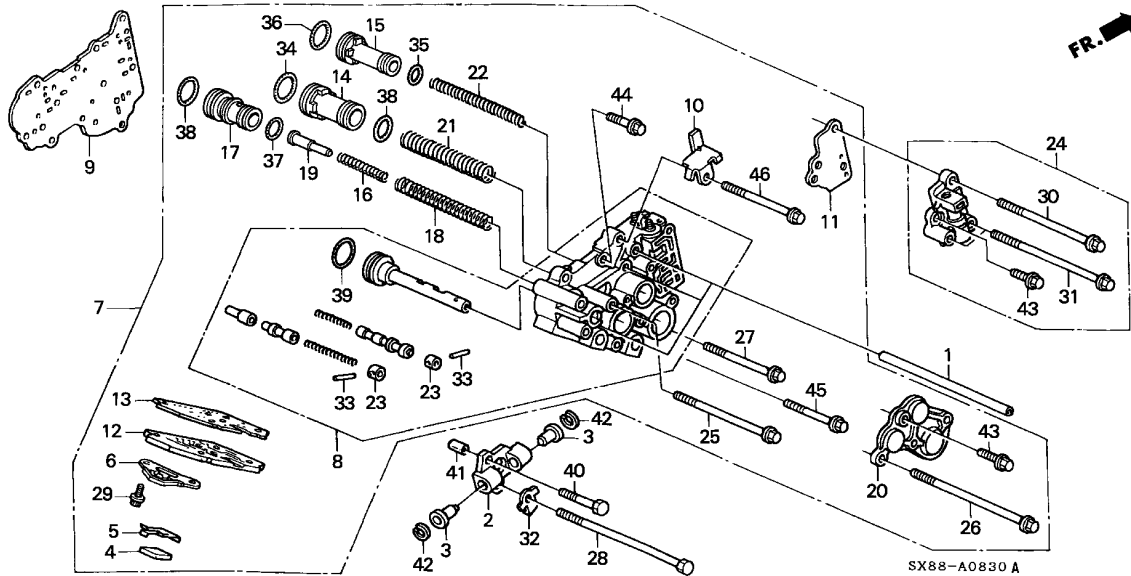
Service item	F.R.T.
BODY ASSY., SECONDARY (INC. RELATIVE PART) (1.0 ADDED WHEN OIL PRESSURE IS MEASURED)	6.4

3

Ref. No.	Part No.	Description	Reqd. QTY				Serial No.	Parts catalogue code				
			1996		1998				1999		2001	
			MT	AT	MT	AT	MT	AT	MT	AT		
1	27122-PFL-000	CAP, SHIFT VALVE	-	-	-	-	-	1	-	1		
2	27132-PFL-000	CAP, 13MM	-	-	-	-	-	1	-	1		
3	27132-P6H-000	CAP, 14MM	-	-	-	-	-	1	-	1		
4	27142-PFL-010	CAP, 11.5MM	-	-	-	-	-	1	-	1		
5	27524-P6H-000	CLIP, CAP	-	-	-	-	-	3	-	3		
6	27700-P3V-970 27700-P4M-911	BODY ASSY., SECONDARY	-	-	-	-	-	1	-	1	----- T11B,T11C,T11D	
7	27712-P4M-911	PLATE, SECONDARY SEPARATING	-	-	-	-	-	1	-	1	----- T4B,T8B	
8	91101-PF4-003	ROLLER, 3.5X21.8	-	-	-	-	-	1	-	1		
9	91704-PF4-000	PIN, DOWEL, 8X40	-	-	-	-	-	2	-	2		
10	95701-06030-08	BOLT, FLANGE, 6X30	-	-	-	-	-	1	-	1		
11	96211-06000	BALL, STEEL, #6 (3/16)	-	-	-	-	-	2	-	2		
12	96211-07000	BALL, STEEL, #7 (7/32)	-	-	-	-	-	5	-	5		

ATM-8-30

SERVO BODY('96/'98)



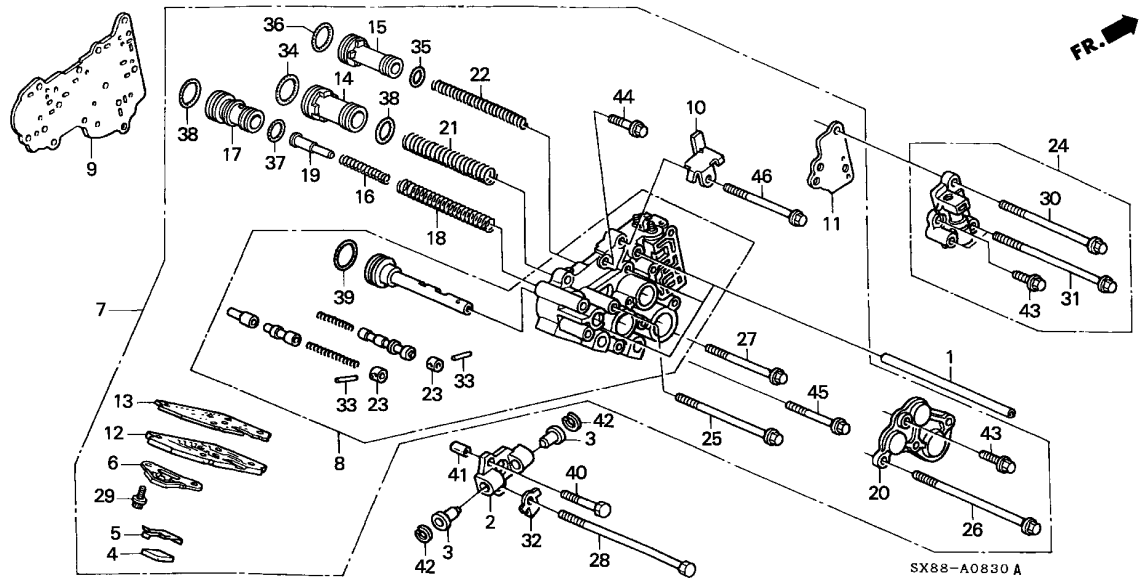
Service item	F.R.T.
BODY ASSY., MODULATOR	6.2
(1.0 ADDED WHEN OIL PRESSURE IS MEASURED)	
BODY SUB ASSY., SERVO	6.4
(1.0 ADDED WHEN OIL PRESSURE IS MEASURED)	

Ref. No.	Part No.	Description	Reqd. QTY								Serial No.	Parts catalogue code
			1996		1998		1999		2001			
			MT	AT	MT	AT	MT	AT	MT	AT		
1	22743-PF0-000	PIPE, THIRD CLUTCH	-	3	-	3	-	-	-	-	-	
2	24278-PP6-000	BASE, SERVO DETENT	-	1	-	1	-	-	-	-	-	
3	24530-PN1-000	SLEEVE COMP., SERVO DETENT ..	-	2	-	2	-	-	-	-	-	
4	25422-PC9-000	MAGNET, TRANSMISSION	-	1	-	1	-	-	-	-	-	
5	25423-PC9-010	SPRING, MAGNET HOLDER	-	1	-	1	-	-	-	-	-	
6	25424-PP6-010	HOLDER, MAGNET	-	1	-	1	-	-	-	-	-	
7	27400-P48-843	BODY ASSY., SERVO	-	-	-	1	-	-	-	-	-	
8	27405-PP6-845	BODY SUB ASSY., SERVO	-	1	-	-	-	-	-	-	-	
	27405-PP6-846	-	-	-	1	-	-	-	-	-	
9	27412-PP6-890	PLATE, SERVO SEPARATING	-	1	-	-	-	-	-	-	-	
	27412-PP6-904	-	-	-	1	-	-	-	-	-	
10	27413-PL1-000	STAY, STOPPER	-	1	-	1	-	-	-	-	-	
11	27414-PL1-000	PLATE, THROTTLE SEPARATING ..	-	1	-	1	-	-	-	-	-	
12	27441-PP6-020	COVER, SERVO	-	1	-	1	-	-	-	-	-	
13	27442-PP6-030	PLATE, SERVO COVER SEPARATING	-	1	-	1	-	-	-	-	-	
14	27572-PP6-800	PISTON, SECOND ACCUMULATOR ..	-	1	-	-	-	-	-	-	-	
	27572-P7C-003	-	-	-	1	-	-	-	-	-	
15	27574-PL4-000	PISTON, THIRD ACCUMULATOR ...	-	1	-	-	-	-	-	-	-	
	27574-P7C-003	-	-	-	1	-	-	-	-	-	
16	27575-P3V-000	SPRING B, TOP ACCUMULATOR ...	-	-	-	1	-	-	-	-	-	
17	27576-PN6-800	PISTON, TOP ACCUMULATOR	-	1	-	-	-	-	-	-	-	
18	27577-P48-J01	SPRING, TOP ACCUMULATOR	-	1	-	-	-	-	-	-	-	
19	27579-P3V-000	GUIDE, ACCUMULATOR SPRING ...	-	-	-	1	-	-	-	-	-	
20	27580-PP6-010	COVER, ACCUMULATOR	-	1	-	1	-	-	-	-	-	
21	27581-P48-J02	SPRING, SECOND ACCUMULATOR ..	-	1	-	-	-	-	-	-	-	



ATM-8-30

SERVO BODY('96/'98)

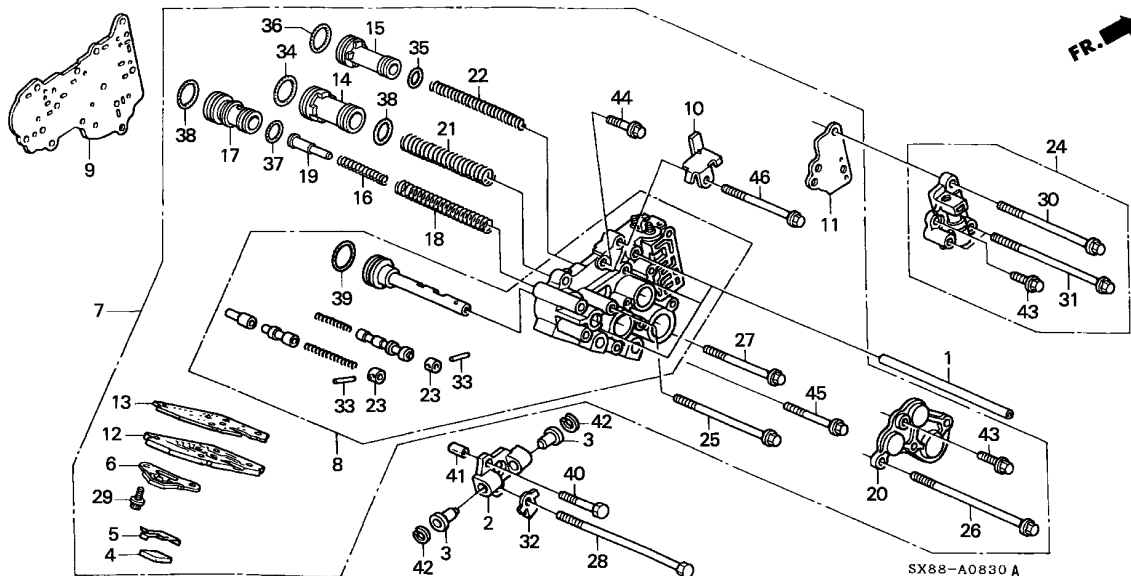


3

Ref. No.	Part No.	Description	Reqd. QTY								Serial No.	Parts catalogue code
			1996		1998		1999		2001			
			MT	AT	MT	AT	MT	AT	MT	AT		
21)	27581-P48-J10	SPRING, SECOND ACCUMULATOR ..	-	-	-	1	-	-	-	-		
22	27583-P48-J02	SPRING, THIRD ACCUMULATOR ..	-	1	-	1	-	-	-	-		
23	27728-PN0-000	CAP, REVERSE CONTROL VALVE ..	-	2	-	2	-	-	-	-		
24	27800-PL4-000	BODY ASSY., MODULATOR	-	1	-	1	-	-	-	-		
25	90001-PP6-000	BOLT, FLANGE, 6X133	-	1	-	1	-	-	-	-		
26	90003-PP6-000	BOLT, FLANGE, 6X150	-	3	-	3	-	-	-	-		
27	90004-PC9-000	BOLT, FLANGE, 6X90	-	1	-	-	-	-	-	-	-----	2527029
	95701-06090-08	-	1	-	-	-	-	-	-	2527030	
		-	-	-	1	-	-	-	-		
28	90004-PP6-000	BOLT, HEX., 6X157	-	1	-	1	-	-	-	-		
29	90005-PP6-000	BOLT, SPECIAL, 6X16	-	7	-	7	-	-	-	-		
30	90017-PF4-000	BOLT, FLANGE, 6X127	-	1	-	1	-	-	-	-		
31	90018-PF4-000	BOLT, FLANGE, 6X140	-	2	-	2	-	-	-	-		
32	90433-PF4-000	WASHER, LOCK, 6MM	-	2	-	2	-	-	-	-		
33	91102-PF4-000	ROLLER, 3.5X19.8	-	2	-	2	-	-	-	-		
34	91317-PA9-003	O-RING, 33.2X2.4(NOK)	-	1	-	1	-	-	-	-		
	91317-PA9-004	O-RING, 33.2X2.4(ARAI)	-	1	-	-	-	-	-	-		
35	91321-PF4-004	O-RING, 18.3X2.4(NOK)	-	1	-	1	-	-	-	-		
36	91324-PF4-004	O-RING, 28.3X2.4(NOK)	-	1	-	1	-	-	-	-		
37	91331-PC9-003	O-RING, 21.2X2.4(ARAI)	-	1	-	1	-	-	-	-		
38	91344-PC9-004	O-RING, 29X2.4(NOK)	-	2	-	2	-	-	-	-		
39	91344-580-000	O-RING, 31X2.7	-	1	-	1	-	-	-	-		
40	93301-06030-OH	BOLT, HEX., 6X30	-	1	-	1	-	-	-	-		
41	94301-08140	PIN, DOWEL, 8X14	-	2	-	2	-	-	-	-		
42	94521-15000	CIRCLIP, INTERNAL, 15MM	-	2	-	2	-	-	-	-		

ATM-8-30

SERVO BODY('96/'98)

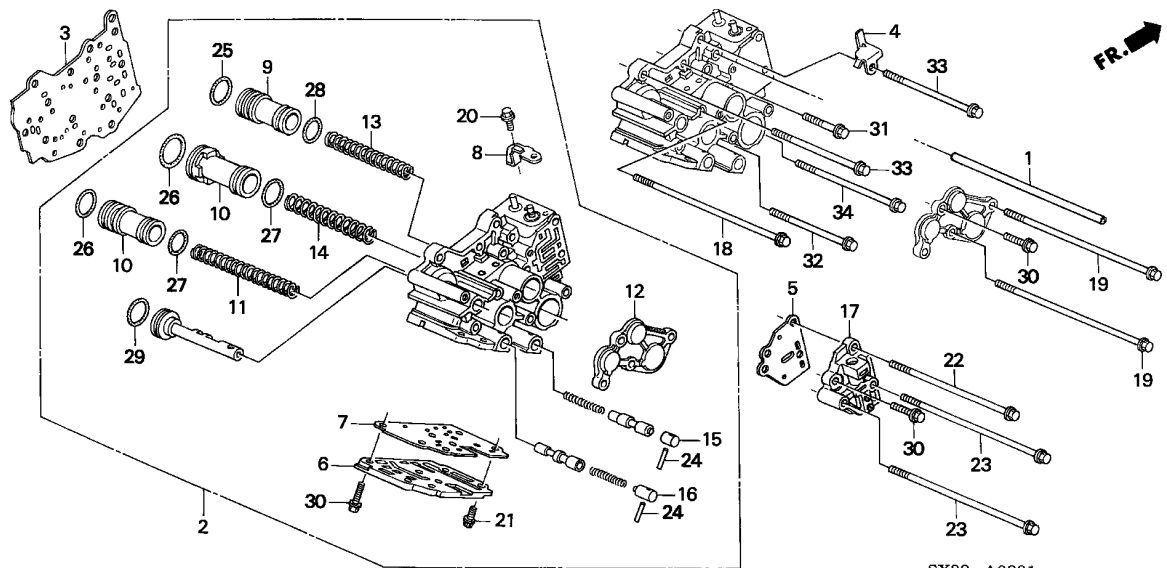


Ref. No.	Part No.	Description	Reqd. QTY								Serial No.	Parts catalogue code
			1996		1998		1999		2001			
			MT	AT	MT	AT	MT	AT	MT	AT		
43	95701-06020-08	BOLT, FLANGE, 6X20	-	2	-	2	-	-	-	-		
44	95701-06030-08	BOLT, FLANGE, 6X30	-	1	-	1	-	-	-	-		
45	95701-06075-08	BOLT, FLANGE, 6X75	-	1	-	1	-	-	-	-		
46	95701-06085-08	BOLT, FLANGE, 6X85	-	2	-	2	-	-	-	-		



ATM-8-31

SERVO BODY('99/'01)



SX88-A0831

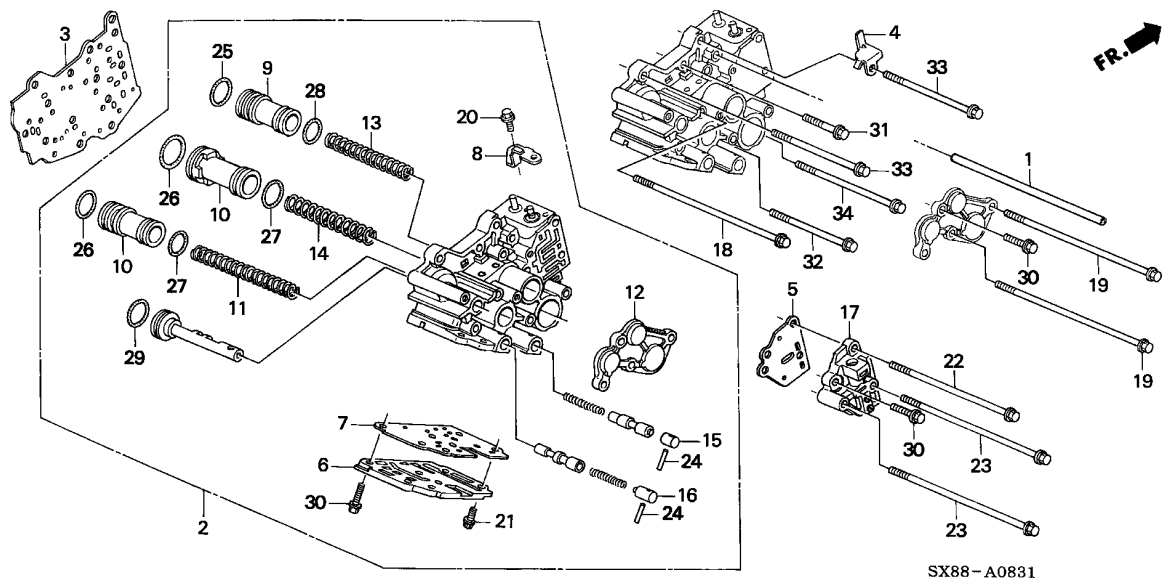
Service item	F.R.T.
BODY ASSY., MODULATOR	6.2
(1.0 ADDED WHEN OIL PRESSURE IS MEASURED)	
BODY ASSY., SERVO	6.4
(INC. RELATIVE PART) (1.0 ADDED WHEN OIL PRESSURE IS MEASURED)	

3

Ref. No.	Part No.	Description	Reqd. QTY								Serial No.	Parts catalogue code
			1996		1998		1999		2001			
			MT	AT	MT	AT	MT	AT	MT	AT		
1	22743-PF0-000	PIPE, THIRD CLUTCH	-	-	-	-	-	3	-	3		
2	27400-P4M-910	BODY ASSY., SERVO	-	-	-	-	-	1	-	1		
3	27412-P4M-910	PLATE, SERVO SEPARATING	-	-	-	-	-	1	-	1		
4	27413-PL1-000	STAY, STOPPER	-	-	-	-	-	1	-	1		
5	27414-PFL-000	PLATE, THROTTLE SEPARATING ..	-	-	-	-	-	1	-	1		
6	27441-P7C-000	COVER, SERVO BODY	-	-	-	-	-	1	-	1		
7	27442-P7C-000	PLATE, SERVO COVER SEPARATING	-	-	-	-	-	1	-	1		
8	27493-PFL-000	STOPPER, THROTTLE CAM	-	-	-	-	-	1	-	1		
9	27572-PFL-000	PISTON, SECOND ACCUMULATOR ..	-	-	-	-	-	1	-	1		
10	27576-PFL-000	PISTON, TOP ACCUMULATOR	-	-	-	-	-	2	-	2		
11	27577-P4M-910	SPRING, TOP ACCUMULATOR	-	-	-	-	-	1	-	1		
12	27580-PFL-000	COVER, ACCUMULATOR	-	-	-	-	-	1	-	1		
13	27581-P4M-910	SPRING, SECOND ACCUMULATOR ..	-	-	-	-	-	1	-	1		
14	27583-P4M-910	SPRING, THIRD ACCUMULATOR ...	-	-	-	-	-	1	-	1		
15	27728-PF4-000	CAP, REVERSE CONTROL VALVE ..	-	-	-	-	-	1	-	1		
16	27759-P7C-000	CAP, SERVO CONTROL VALVE	-	-	-	-	-	1	-	1		
17	27800-P4M-910	BODY ASSY., MODULATOR	-	-	-	-	-	1	-	1		
18	90001-PP6-000	BOLT, FLANGE, 6X133	-	-	-	-	-	1	-	1		
19	90003-PP6-000	BOLT, FLANGE, 6X150	-	-	-	-	-	3	-	3		
20	90004-415-000	BOLT, FLANGE, 6X14	-	-	-	-	-	1	-	1		
21	90005-PP6-000	BOLT, SPECIAL, 6X16	-	-	-	-	-	4	-	4		
22	90017-PF4-000	BOLT, FLANGE, 6X127	-	-	-	-	-	1	-	1		
23	90018-PF4-000	BOLT, FLANGE, 6X140	-	-	-	-	-	3	-	3		
24	91102-PF4-000	ROLLER, 3.5X19.8	-	-	-	-	-	2	-	2		
25	91302-PN6-004	O-RING, 34.3X2.4(NOK)	-	-	-	-	-	1	-	1		

ATM-8-31

SERVO BODY('99/'01)



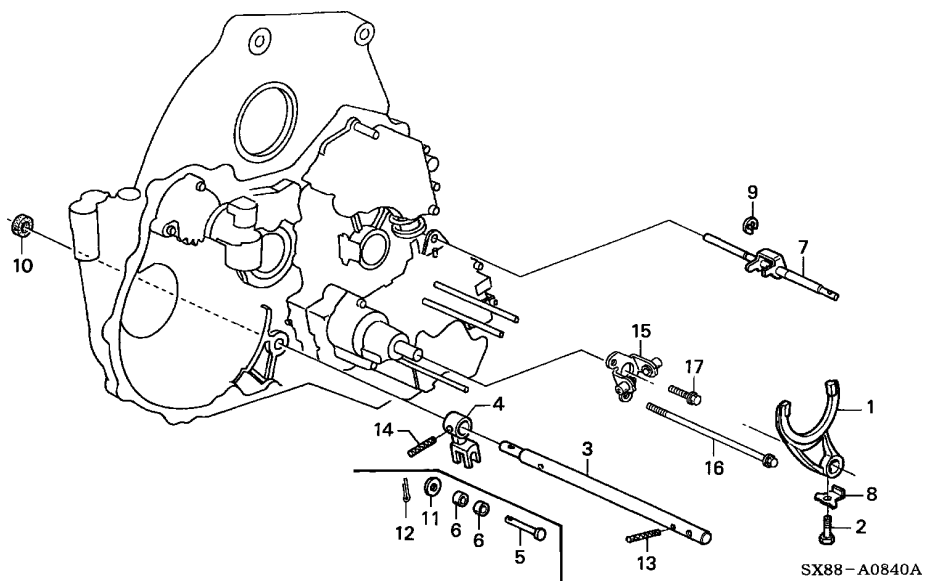
Ref. No.	Part No.	Description	Reqd. QTY				Serial No.	Parts catalogue code		
			1996		1998				1999	
			MT	AT	MT	AT	MT	AT	MT	AT
26	91324-PF4-004	O-RING, 28.3X2.4(NOK)	-	-	-	-	2	-	2	-
27	91331-PC9-003	O-RING, 21.2X2.4(ARAI)	-	-	-	-	2	-	2	-
28	91344-PC9-004	O-RING, 29X2.4(NOK)	-	-	-	-	1	-	1	-
29	91344-580-000	O-RING, 31X2.7	-	-	-	-	1	-	1	-
30	95701-06020-08	BOLT, FLANGE, 6X20	-	-	-	-	3	-	3	-
31	95701-06030-08	BOLT, FLANGE, 6X30	-	-	-	-	1	-	1	-
32	95701-06075-08	BOLT, FLANGE, 6X75	-	-	-	-	1	-	1	-
33	95701-06085-08	BOLT, FLANGE, 6X85	-	-	-	-	2	-	2	-
34	95701-06090-08	BOLT, FLANGE, 6X90	-	-	-	-	1	-	1	-



ATM-8-40

SHIFT FORK

FR. →



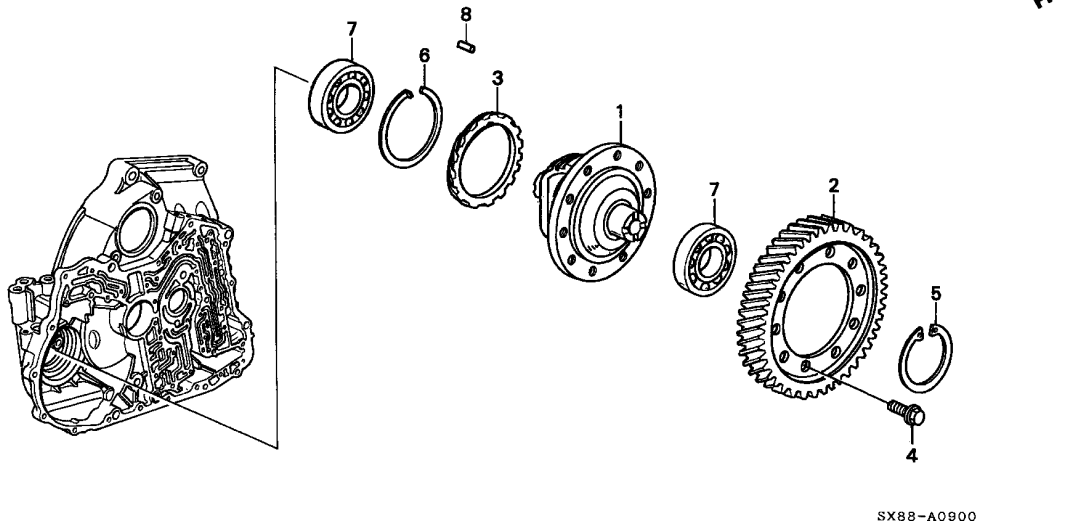
Service item	F.R.T.
OIL SEAL, 12X22X7	4.1
FORK, REVERSE SHIFT	6.2
(1.0 ADDED WHEN OIL PRESSURE IS MEASURED)	

3

Ref. No.	Part No.	Description	Reqd. QTY								Serial No.	Parts catalogue code
			1996		1998		1999		2001			
			MT	AT	MT	AT	MT	AT	MT	AT		
1	24111-PP6-010	FORK, REVERSE SHIFT	-	1	-	1	-	1	-	1		
2	24282-634-000	BOLT, SHAFT FORK SETTING	-	1	-	1	-	1	-	1		
3	24411-PL4-300	SHAFT, CONTROL	-	1	-	1	-	1	-	1		
4	24421-PP6-000	LEVER, MANUAL VALVE	-	1	-	1	-	1	-	1		
5	24423-PA9-000	PIN, MANUAL VALVE	-	1	-	1	-	-	-	-		
6	24425-639-000	ROLLER, MANUAL VALVE	-	2	-	2	-	-	-	-		
7	27490-PF4-701	SHAFT COMP., THROTTLE VALVE	-	1	-	1	-	1	-	1		
8	90433-639-000	WASHER, LOCK, 6MM	-	1	-	1	-	1	-	1		
9	90607-081-000	CIRCLIP, 7MM	-	1	-	1	-	1	-	1		
10	91209-612-000	OIL SEAL, 12X22X7	-	1	-	1	-	1	-	1		
11	94101-05800	WASHER, PLAIN, 5MM	-	1	-	1	-	-	-	-		
12	94201-16120	PIN, SPLIT, 1.6X12	-	1	-	1	-	-	-	-		
13	94305-40162	PIN, SPRING, 4X16	-	1	-	1	-	1	-	1		
14	94305-50182	PIN, SPRING, 5X18	-	1	-	1	-	1	-	1		
15	24300-PFL-000	DETENT COMP., SERVO	-	-	-	-	-	1	-	1		
16	90018-PF4-000	BOLT, FLANGE, 6X140	-	-	-	-	-	1	-	1		
17	95701-06020-08	BOLT, FLANGE, 6X20	-	-	-	-	-	1	-	1		

ATM-9

DIFFERENTIAL GEAR



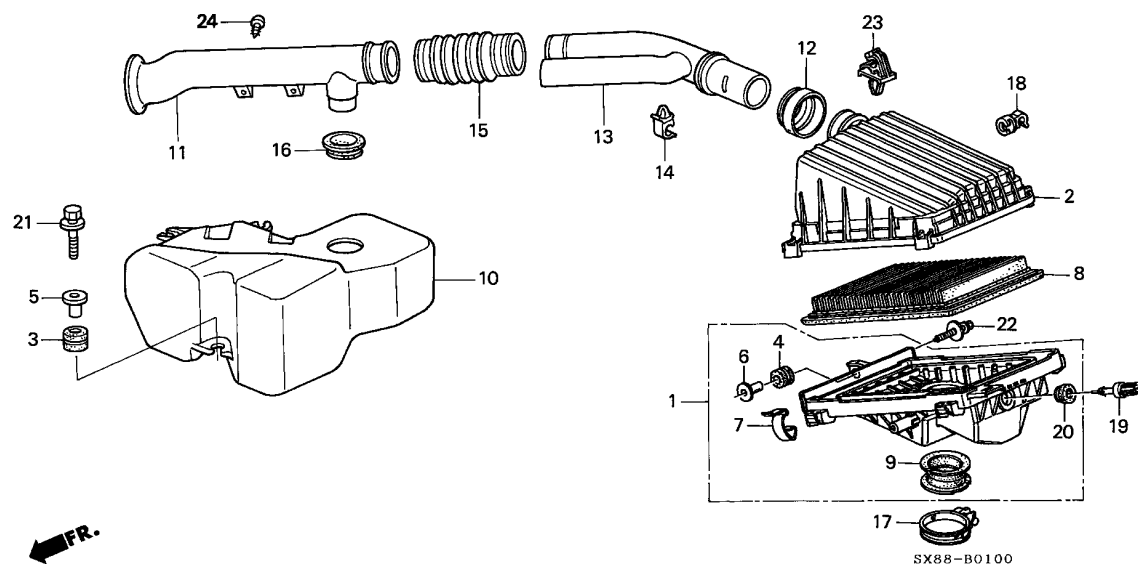
Service item	F.R.T.
BEARING, RADIAL BALL, 6208 ... (ADD 0.2 FOR EACH.) (1.0 ADDED WHEN OIL PRESSURE IS MEASURED)	6.7
GEAR, FINAL DRIVEN (1.0 ADDED WHEN OIL PRESSURE IS MEASURED)	
CASE COMP., DIFFERENTIAL (1.0 ADDED WHEN OIL PRESSURE IS MEASURED)	7.1

Ref. No.	Part No.	Description	Reqd. QTY								Serial No.	Parts catalogue code
			1996		1998		1999		2001			
			MT	AT	MT	AT	MT	AT	MT	AT		
1	41010-PL4-316	CASE COMP., DIFFERENTIAL	-	1	-	1	-	1	-	1		
2	41233-PL4-J00	GEAR, FINAL DRIVEN	-	1	-	1	-	-	-	-		
	41233-P7C-000	-	-	-	-	-	1	-	1		
3	41312-PA9-020	GEAR, SPEEDOMETER DRIVE	-	1	-	1	-	1	-	1		
4	90003-PA9-003	BOLT, FLANGE, 10MM	-	10	-	10	-	10	-	10		
5	90414-689-000	RING SNAP, 1,80X2.5	-	1	-	1	-	1	-	1		
	90415-689-000	RING SNAP, 2,80X2.6	-	1	-	1	-	1	-	1		
	90416-689-000	RING SNAP, 3,80X2.7	-	1	-	1	-	1	-	1		
	90417-689-000	RING SNAP, 4,80X2.8	-	1	-	1	-	1	-	1		
	90418-689-000	RING SNAP, 5,80X2.9	-	1	-	1	-	1	-	1		
	90419-PH8-000	RING SNAP, 6,80X3.0	-	1	-	1	-	1	-	1		
6	90608-PA9-000	CIRCLIP, EXTERNAL, 90MM	-	1	-	1	-	1	-	1		
7	96100-62083-00	BEARING, RADIAL BALL, 6208 ..	-	2	-	2	-	2	-	2		
8	96220-50100	ROLLER, 5X10	-	1	-	1	-	1	-	1		



B-1

AIR CLEANER



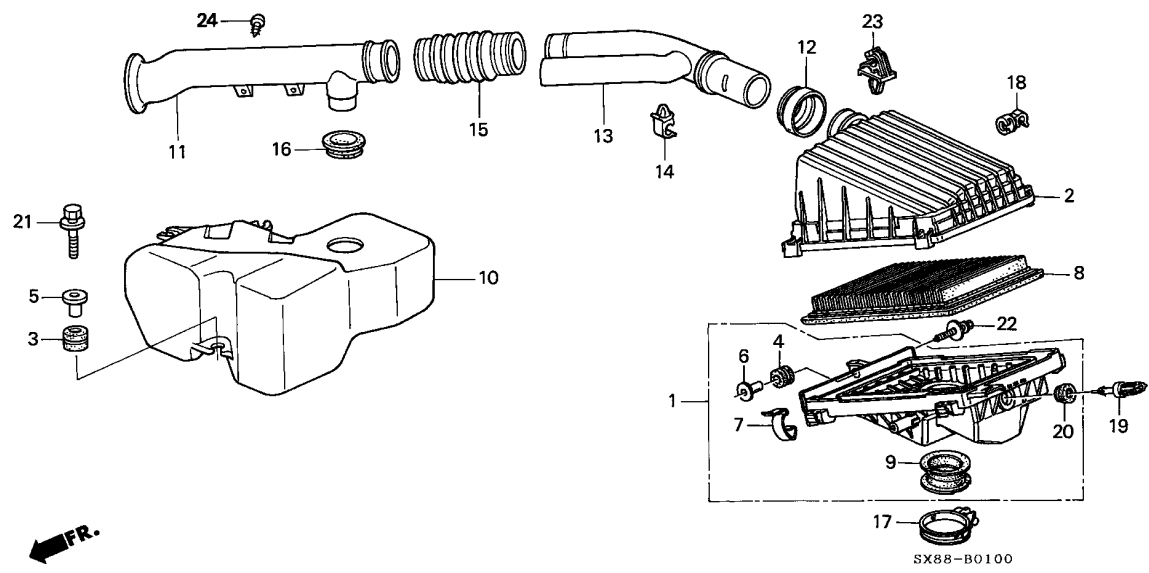
Service item	F.R.T.
COVER, AIR CLEANER	0.1
.ELEMENT ASSY., AIR CLEANER	
.TUBE B, AIR INTAKE	
CASE SET, AIR CLEANER	0.2
.CHAMBER, RESONATOR	
.SENSOR ASSY., AIR TEMP	
.TUBE A, AIR INTAKE	

4

Ref. No.	Part No.	Description	Reqd. QTY								Serial No.	Parts catalogue code
			1996		1998		1999		2001			
			MT	AT	MT	AT	MT	AT	MT	AT		
1	17201-P3R-T00	CASE SET, AIR CLEANER	1	1	1	1	1	1	1	1		
2	17210-P3R-T00	COVER, AIR CLEANER	1	1	1	1	1	1	1	1		
3	17212-PN3-000	RUBBER, AIR CLEANER MOUNTING	3	3	-	-	-	-	-	-		
	17212-P2J-J00	-	-	3	3	3	3	3	3		
4	17212-P2F-A00	RUBBER, AIR CLEANER MOUNTING	1	1	1	1	1	1	1	1		
5	17216-PN3-000	COLLAR, AIR CLEANER MOUNTING	3	3	3	3	3	3	3	3		
6	17216-P2F-A00	COLLAR, AIR CLEANER MOUNTING	1	1	1	1	1	1	1	1		
7	17217-P2J-300	CLIP, AIR CLEANER	4	4	4	4	4	4	4	4		
8	17220-P2F-Y00	ELEMENT ASSY., AIR CLEANER ..	1	1	1	1	1	1	1	1		
9	17228-P2F-A00	JOINT, THROTTLE RUBBER	1	1	1	1	1	1	1	1		
10	17230-P3R-T00	CHAMBER, RESONATOR	1	1	-	-	-	-	-	-		
	17230-P3S-T00	-	-	1	1	1	1	1	1		
11	17243-P3R-T00	TUBE A, AIR INTAKE	1	1	1	1	1	1	1	1		
12	17244-P2F-A00	RUBBER, INTAKE SEAL	1	1	1	1	1	1	1	1		
13	17244-P3R-T00	TUBE B, AIR INTAKE	1	-	-	-	-	-	-	-		
	17244-P3R-T50	-	1	-	-	-	-	-	-		
	17244-P3S-T00	-	-	1	-	1	-	1	-		
	17244-P3S-T50	-	-	-	1	-	1	-	1		
14	17245-P3R-T01	CLAMP COMP., THROTTLE CABLE ..	-	1	-	1	-	1	-	1		
15	17249-P3R-T00	TUBE, AIR INTAKE CONNECTING ..	1	1	1	1	1	1	1	1		
16	17307-PM4-000	SEAL RUBBER, RESONATOR	1	1	1	1	1	1	1	1		
17	17315-P2F-A01	BAND, AIR FLOW TUBE	1	1	1	1	1	1	1	1		
18	24367-P3R-003	CLAMP, THROTTLE CABLE	-	1	-	1	-	1	-	1		
19	37880-P2A-004	SENSOR ASSY., AIR TEMP										
		(MATSUSHITA DENSHI)	1	1	1	1	1	1	1	1		
20	37881-P2A-000	GROMMET, TA SENSOR	1	1	1	1	1	1	1	1		

B-1

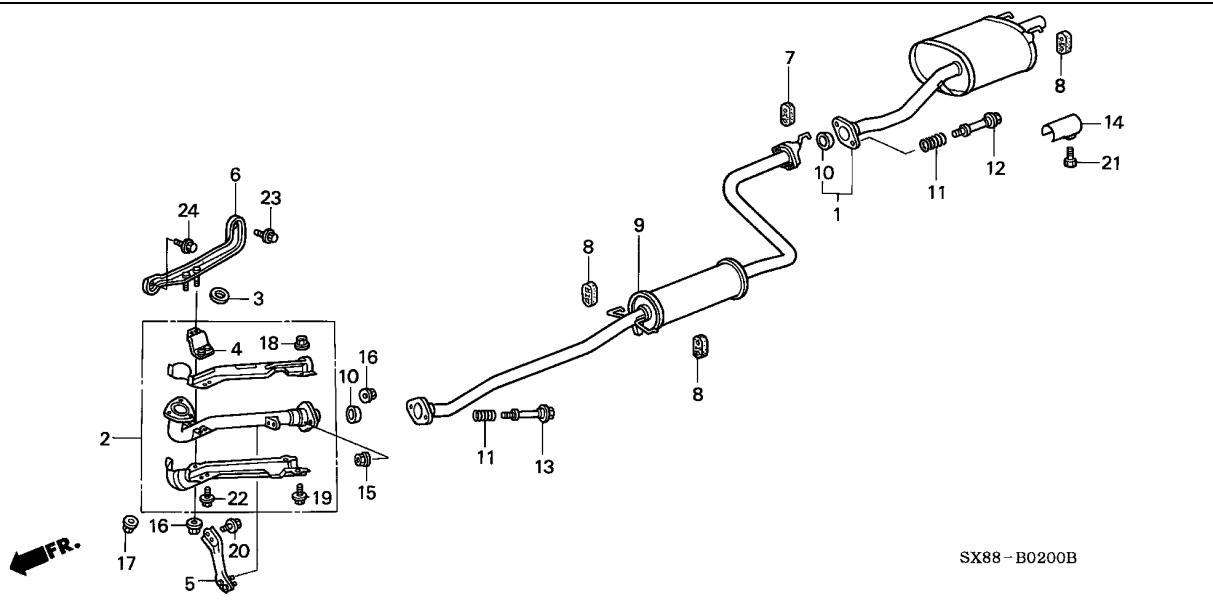
AIR CLEANER



Ref. No.	Part No.	Description	Reqd. QTY								Serial No.	Parts catalogue code
			1996		1998		1999		2001			
			MT	AT	MT	AT	MT	AT	MT	AT		
21	90001-POA-000	BOLT-WASHER, SPECIAL, 6X35 ..	3	3	3	3	3	3	3	3		
22	90005-P2A-000	BOLT-WASHER, SPECIAL, 6X28 ..	1	1	1	1	1	1	1	1		
23	90601-PB1-003	CLAMP, TUBE, 3.5	1	1	1	1	1	1	1	1		
24	93913-25280	SCREW, TAPPING, 5X12(P0)	2	2	2	2	2	2	2	2		

B-2

EXHAUST PIPE



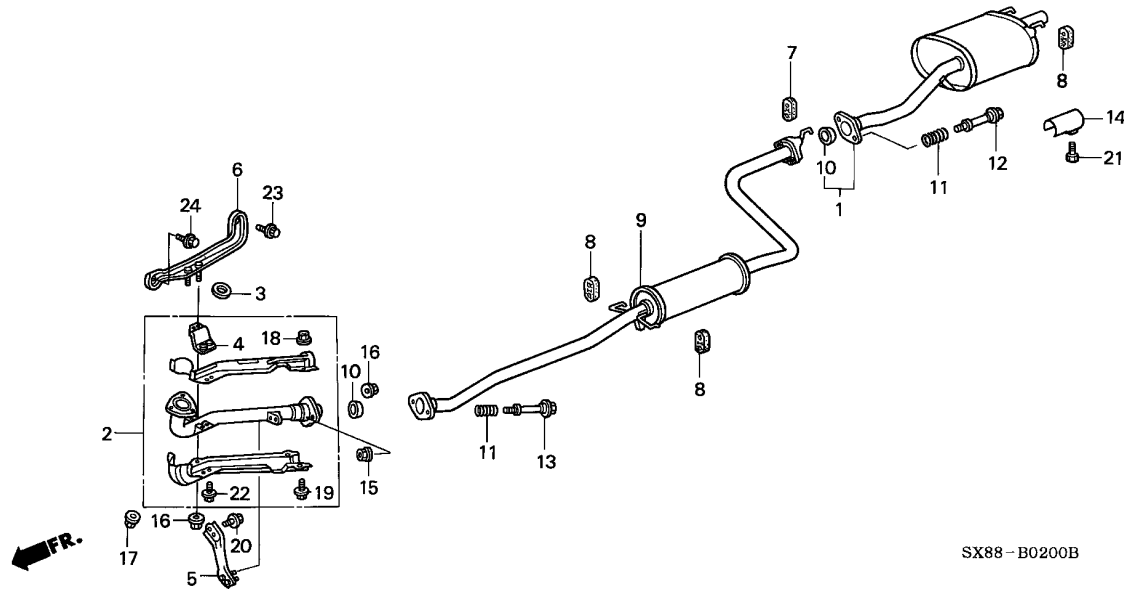
Service item	F.R.T.
FINISHER, EX. PIPE	0.2
GASKET, EX. FLEXIBLE	0.3
.RUBBER, EX. MOUNTING	
SILENCER SET, EX.	0.4
GASKET, EX. PIPE	0.5
.PIPE ASSY., EX.	
PIPE B, EX.	0.6

4

Ref. No.	Part No.	Description	Reqd. QTY								Serial No.	Parts catalogue code
			1996		1998		1999		2001			
			MT	AT	MT	AT	MT	AT	MT	AT		
1	18030-SX8-T00	SILENCER SET, EX.	1	1	-	-	-	-	-	-		
	18030-SX8-M00	-	-	1	1	-	-	-	-		
	18030-SX8-T90	-	-	-	-	1	1	1	1	-----	T2A,T4B,T8B
2	18200-SX8-T00	PIPE ASSY., EX.	1	1	1	1	1	1	1	1	-----	T11B,T11C,T11D
3	18212-SF4-000	GASKET, EX. PIPE (ISHINO) (47.5MM-48.5MM)	1	1	1	1	1	1	1	1		
4	18213-SH3-J00	STAY, EX. PIPE A	1	1	1	1	1	1	1	1		
5	18213-SX8-T00	STAY, EX. MOUNTING	1	1	1	1	1	1	1	1		
6	18214-SH3-J01	BRACKET, EX. MOUNTING	1	1	1	1	1	1	1	1		
7	18215-SB2-920	RUBBER, EX. MOUNTING (60X50X20)	1	1	1	1	1	1	1	1		
8	18215-SX8-T01	RUBBER, EX. MOUNTING	4	4	4	4	4	4	4	4		
9	18220-SX8-T01	PIPE B, EX.	1	1	-	-	-	-	-	-		
	18220-SX8-T50	-	-	1	1	1	1	1	1		
10	18229-S04-X01	GASKET, EX. FLEXIBLE	2	2	2	2	2	2	2	2		
11	18230-SA0-930	SPRING, FLEXIBLE JOINT	4	4	4	4	4	4	4	4		
12	18231-SR3-A22	BOLT B, FLEXIBLE JOINT	2	2	2	2	2	2	2	2		
13	18231-SR3-J01	BOLT A, FLEXIBLE JOINT	2	2	2	2	2	2	2	2		
14	18310-SR3-A21	FINISHER, EX. PIPE (38.1MM) ..	-	-	1	-	1	1	1	1	-----	T5B,T5C,T6D,T8B
	18310-SD5-J00	FINISHER, EX. PIPE	-	-	-	-	2	2	2	2	-----	T11B,T11C,T11D
15	90115-659-003	NUT, SELF-LOCK, 8MM	2	2	2	2	2	2	2	2		
16	90117-SB2-000	NUT, SELF-LOCK, 8MM	4	4	4	4	4	4	4	4		
17	90212-SA5-003	NUT, SELF-LOCK, 10MM	3	3	3	3	3	3	3	3		
18	94050-06080	NUT, FLANGE, 6MM	3	3	3	3	3	3	3	3		

B-2

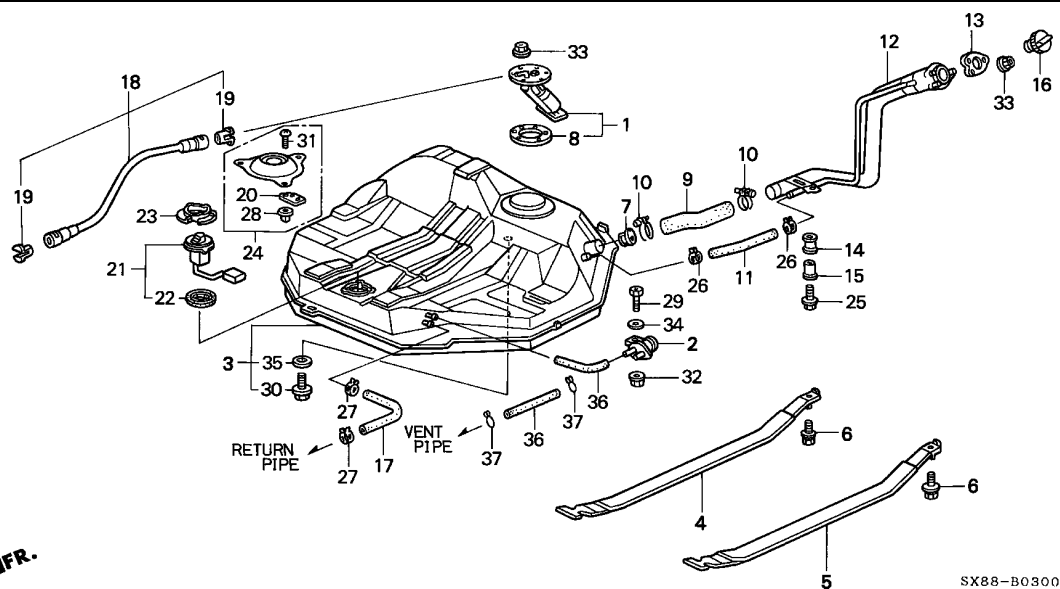
EXHAUST PIPE



Ref. No.	Part No.	Description	Reqd. QTY								Serial No.	Parts catalogue code
			1996		1998		1999		2001			
			MT	AT	MT	AT	MT	AT	MT	AT		
19	95701-06014-08	BOLT, FLANGE, 6X14	3	3	3	3	3	3	3	3		
20	95701-08020-08	BOLT, FLANGE, 8X20	2	2	2	2	2	2	2	2		
21	95801-06014-08	BOLT, FLANGE, 6X14	-	-	1	-	2	2	2	2	-----	T11B,T11C,T11D,T5B,T5C,T6D
			-	-	-	1	-	-	-	-	-----	T8B
			-	-	-	-	1	1	1	1		
22	95801-08016-08	BOLT, FLANGE, 8X16	2	2	2	2	2	2	2	2		
23	95801-08020-18	BOLT, FLANGE, 8X20	1	1	1	1	1	1	1	1		
24	95801-10025-18	BOLT, FLANGE, 10X25	1	1	1	1	1	1	1	1		

B-3

FUEL TANK



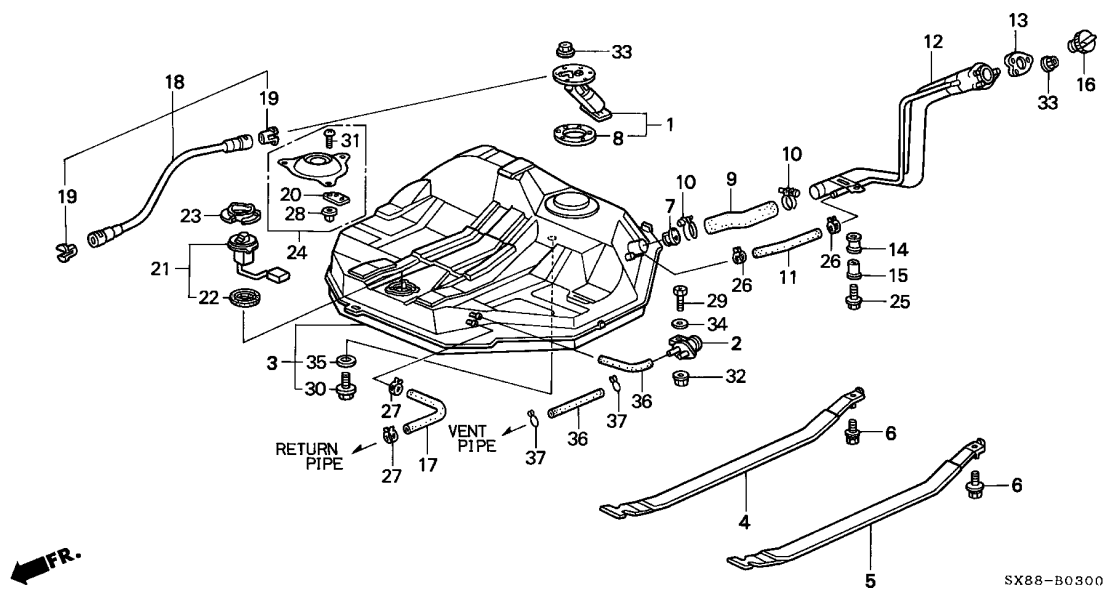
Service item	F.R.T.
TUBE, FUEL, 5.5X145 (FUEL TANK SIDE 0.4)	0.2
TUBE, BREATHER	0.3
TUBE, FILLER NECK	
HOSE, FUEL TANK RETURN	0.4
METER UNIT, FUEL	
VALVE, TWO WAY	
PIPE COMP., FUEL FILLER	0.5
TUBE COMP., FUEL JOINT	
PUMP SET, FUEL	1.2
TANK COMP., FUEL	1.3



Ref. No.	Part No.	Description	Reqd. QTY								Serial No.	Parts catalogue code
			1996		1998		1999		2001			
			MT	AT	MT	AT	MT	AT	MT	AT		
1	17040-SX8-T30	PUMP SET, FUEL	1	1	-	-	-	-	-	-		
	17040-SX8-T31	-	-	1	1	1	1	1	1		
2	17371-S04-003	VALVE, TWO WAY (TOYO)	1	1	1	1	1	1	1	1		
3	17500-SX8-T30	TANK COMP., FUEL	1	1	1	1	1	1	1	1		
4	17521-SX8-T00	BAND, R. FUEL TANK MOUNTING	1	1	1	1	1	1	1	1		
5	17522-SX8-T00	BAND, L. FUEL TANK MOUNTING	1	1	1	1	1	1	1	1		
6	17524-SP0-000	BOLT-WASHER, 10X40	2	2	2	2	2	2	2	2		
7	17526-SB3-023	VALVE, FILLER NECK	1	1	1	1	1	1	1	1		
8	17574-SE0-000	PACKING, BASE	1	1	1	1	1	1	1	1		
9	17651-SX8-T00	TUBE, FILLER NECK	1	1	1	1	1	1	1	1		
10	17652-SA5-000	CLIP, FILLER TUBE	2	2	2	2	2	2	2	2		
11	17653-SR7-000	TUBE, BREATHER	1	1	1	1	1	1	1	1		
12	17660-SX8-T00	PIPE COMP., FUEL FILLER	1	1	1	1	1	1	1	1		
13	17662-SS1-010	PACKING, FUEL FILLER PIPE	1	1	1	1	1	1	1	1		
14	17664-SH4-010	BUSH, FILLER PIPE MOUNT	1	1	1	1	1	1	1	1		
15	17665-SX8-T00	COLLAR, FILLER PIPE MOUNT	1	1	1	1	1	1	1	1		
16	17670-SM1-A03	CAP COMP., FUEL FILLER (STANT)	1	1	1	1	1	1	1	1		
17	17704-SX8-T30	HOSE, FUEL TANK RETURN	1	1	1	1	1	1	1	1		
18	17707-SX8-T31	TUBE COMP., FUEL JOINT (TOKAI)	1	1	1	1	1	1	1	1		
19	17711-ST0-003	RETAINER (YELLOW) (TOKAI)	2	2	2	2	2	2	2	2		
20	32171-SH3-901	BRACKET, COUPLER HOLDER	1	1	1	1	1	1	1	1		
21	37800-SX8-T11	METER UNIT, FUEL	1	1	1	1	1	1	1	1		
22	37801-689-000	PACKING, BASE	1	1	1	1	1	1	1	1		
23	37802-SD2-000	RETAINER, FUEL UNIT	1	1	1	1	1	1	1	1		

B-3

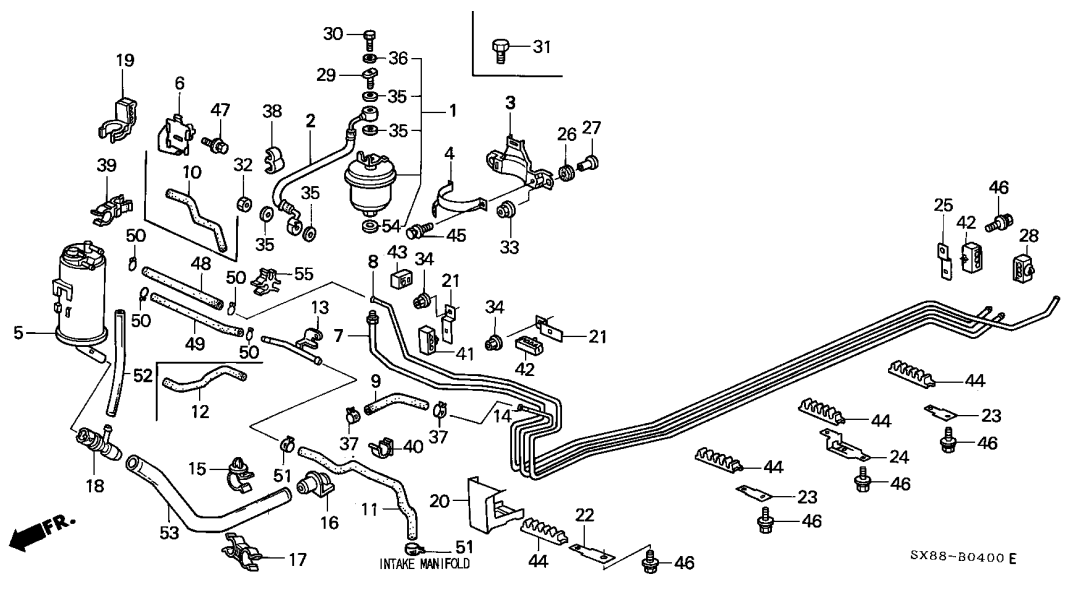
FUEL TANK



Ref. No.	Part No.	Description	Reqd. QTY								Serial No.	Parts catalogue code
			1996		1998		1999		2001			
			MT	AT	MT	AT	MT	AT	MT	AT		
24	74660-SH3-904	CAP ASSY., FLOOR MAINTENANCE HOLE	1	1	1	1	1	1	1	1		
25	90011-SK7-010	BOLT, FILLER PIPE MOUNTING	1	1	1	1	1	1	1	1		
26	90700-SB0-003	CLIP, AIR BLEED TUBE	2	2	2	2	2	2	2	2		
27	91406-SL4-931	CLAMP, FUEL HOSE (D10.5)	2	2	2	2	2	2	2	2		
28	91601-SH3-013	GROMMET, SCREW, 5MM(BLACK)	3	3	3	3	3	3	3	3		
29	92301-05012-0A	BOLT, RECESSED, 5X12	1	1	1	1	1	1	1	1		
30	92800-12000	BOLT, DRAIN PLUG, 12MM	1	1	1	1	1	1	1	1		
31	93901-25220	SCREW, TAPPING, 5X12	3	3	3	3	3	3	3	3		
32	94050-05080	NUT, FLANGE, 5MM	1	1	1	1	1	1	1	1		
33	94050-06080	NUT, FLANGE, 6MM	9	9	9	9	9	9	9	9		
34	94103-05800	WASHER, PLAIN, 5MM	1	1	1	1	1	1	1	1		
35	94109-12000	WASHER, DRAIN PLUG, 12MM	1	1	1	1	1	1	1	1		
36	95001-55145-60	TUBE, FUEL, 5.5X145 (95001-55001-60M)	2	2	2	2	2	2	2	2		
37	95002-02104	CLIP, TUBE (B10)	2	2	2	2	2	2	2	2		

B-4

FUEL PIPE



Service item	F.R.T.
HOSE, FUEL PURGE	0.1
.HOSE, PRESSURE REGULATOR RETURN	
.TUBE, FUEL VENT	
.TUBE, FUEL, 5.5X250	
.TUBE, FUEL, 5.5X300	
CANISTER ASSY.	0.2
HOSE COMP., FUEL FEED	0.3
.STRAINER SET, FUEL	
PIPE COMP., FUEL RETURN	1.5
.PIPE COMP., FUEL VENT	
PIPE COMP., FUEL FEED	1.6

4

Ref. No.	Part No.	Description	Reqd. QTY								Serial No.	Parts catalogue code
			1996		1998		1999		2001			
			MT	AT	MT	AT	MT	AT	MT	AT		
1	16010-ST5-932	STRAINER SET, FUEL (TOYO ROKI)	1	1	-	-	-	-	-	-		
	16010-ST5-933	-	-	1	1	1	1	1	1		
2	16722-P3R-T01	HOSE COMP., FUEL FEED	1	1	1	1	1	1	1	1		
3	16918-SX8-T30	STAY, FUEL STRAINER	1	-	-	-	-	-	-	-	TP100390	T1A
			1	-	-	-	-	-	-	-	TP100510	T3B
			-	1	-	-	-	-	-	-	TP101200	
	16918-SX8-T31	1	-	-	-	-	-	-	-	TP100391	T1A
			1	-	-	-	-	-	-	-	TP100511	T3B
			-	1	-	-	-	-	-	-	TP101201	
4	16919-SX8-T30	BAND, FUEL STRAINER	1	1	1	1	1	1	1	1		
5	17300-SX8-T31	CANISTER ASSY. (28PCV)	1	1	1	1	1	1	1	1		
6	17358-SX8-T30	BRACKET, CANISTER	1	1	-	-	1	-	1	-		
			-	-	1	1	-	1	-	1	-----	T11B,T11C,T2A,T4B,T5B,T5C,T8B,T9B,T9C
7	17700-SX8-T30	PIPE COMP., FUEL FEED	1	1	1	1	1	1	1	1		
8	17720-SX8-T30	PIPE COMP., FUEL VENT	1	1	-	-	1	-	1	-	-----	T11B,T11C,T2A,T4B,T5B,T5C,T8B,T9B,T9C
	17720-SX8-T50	-	-	1	1	-	1	-	1	-----	T10D,T11D,T6D
9	17723-SX8-T30	HOSE, PRESSURE REGULATOR RETURN	1	1	1	1	1	1	1	1		
10	17724-SX8-T50	TUBE, FUEL VENT	-	-	1	1	-	1	-	1	-----	T10D,T11D,T6D
11	17725-SX8-T30	HOSE, FUEL PURGE	1	1	1	1	1	1	1	1		
12	17726-SX8-T50	TUBE, FUEL PURGE	-	-	1	1	-	1	-	1	-----	T10D,T11D,T6D
13	17731-SX8-M30	PIPE COMP., FUEL	1	1	-	-	1	-	1	-		
			-	-	1	1	-	1	-	1	-----	T11B,T11C,T2A,T4B,T5B,T5C,T8B,T9B,T9C
	17731-SX8-T50	-	-	1	1	-	1	-	1	-----	T10D,T11D,T6D
14	17740-SX8-T30	PIPE COMP., FUEL RETURN	1	1	1	1	1	1	1	1		

B-4

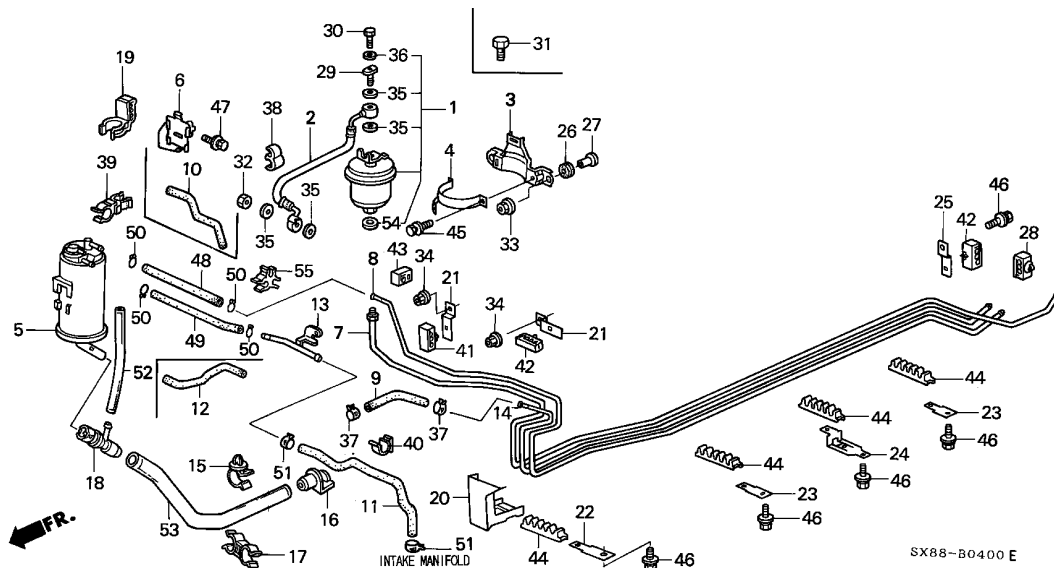
FUEL PIPE

Ref. No.	Part No.	Description	Reqd. QTY								Serial No.	Parts catalogue code
			1996		1998		1999		2001			
			MT	AT	MT	AT	MT	AT	MT	AT		
15	17742-SX8-T31	CLIP, DRAIN TUBE	1	1	-	-	1	-	1	-		
	91592-S10-003	CLIP, DRAIN TUBE (NATURAL) ..	-	-	1	1	-	1	-	1	-----	T11B,T11C,T2A,T4B,T5B,T5C,T8B,T9B,T9C
			-	-	1	1	-	1	-	1	-----	T10D,T11D,T6D
16	17743-SM4-003	CAP, DRAIN TUBE	1	1	1	1	1	1	1	1		
17	17743-SX8-T31	CLAMP, DRAIN TUBE	1	1	-	-	1	-	1	-		
	17743-SX8-T51	-	-	1	1	-	1	-	1	-----	T11B,T11C,T2A,T4B,T5B,T5C,T8B,T9B,T9C
			-	-	1	1	-	1	-	1	-----	T10D,T11D,T6D
18	17745-STO-003	JOINT, CANISTER DRAIN	1	1	1	1	1	1	1	1		
19	17745-SX8-T51	CLAMP, DRAIN TUBE	-	-	1	1	-	1	-	1	-----	T10D,T11D,T6D
20	17752-SX8-T01	PROTECTOR, FUEL PIPE	1	1	1	1	1	1	1	1		
21	17762-SX8-T00	STAY B, FUEL PIPE	2	2	2	2	2	2	2	2		
22	17764-SX8-T00	STAY D, FUEL PIPE	1	1	1	1	1	1	1	1		
23	17765-SX8-T00	STAY E, FUEL PIPE	2	2	2	2	2	2	2	2		
24	17766-SX8-T00	STAY F, FUEL PIPE	1	1	1	1	1	1	1	1		
25	17767-SX8-T00	STAY G, FUEL PIPE	1	1	1	1	1	1	1	1		
26	38608-692-000	RUBBER, MOUNTING	2	2	2	2	2	2	2	2		
27	38609-692-000	COLLAR, DISTANCE	2	2	2	2	2	2	2	2		
28	46391-SS1-003	CLIP A	1	1	1	1	1	1	1	1		
29	90008-PP4-E02	BOLT, BANJO, 12MM	1	-	-	-	-	-	-	-	-----	TP100690
			-	1	-	-	-	-	-	-	-----	TP101595
30	90009-PP4-E01	BOLT, SEALING, 6MM	1	-	-	-	-	-	-	-	-----	TP100690
			-	1	-	-	-	-	-	-	-----	TP101595
31	90021-POA-003	BOLT, SEALING, 12MM	1	-	-	-	-	-	-	-	-----	TP100691
			-	1	-	-	-	-	-	-	-----	TP101596
32	90201-PD1-000	NUT A, SEALING, 12MM	1	1	1	1	1	1	1	1		
33	90321-SV4-003	NUT-WASHER, 6MM(PAINT CUTTING)	2	2	2	2	2	2	2	2		
34	90361-SV4-003	NUT, PAINT CUTTING, 6MM	2	2	2	2	2	2	2	2		
35	90428-PD6-003	WASHER, SEALING, 12MM	4	4	4	4	4	4	4	4		
36	90430-PD6-003	WASHER, SEALING, 6MM	1	-	-	-	-	-	-	-	-----	TP100690
			-	1	-	-	-	-	-	-	-----	TP101595
37	91406-SL4-931	CLAMP, FUEL HOSE (D10.5)	2	2	2	2	2	2	2	2		
38	91520-SH3-000	CLAMP, WASHER TUBE (RED)	-	-	1	1	-	1	-	1	-----	T10D,T11D,T6D
39	91591-ST7-931	CLIP, FUEL TUBE	1	1	1	1	1	1	1	1		
40	91592-S04-003	CLIP, FUEL TUBE	1	1	1	1	1	1	1	1		
41	91596-SR3-J01	CLAMP B, FUEL PIPE	1	1	1	1	1	1	1	1		
42	91596-SR3-J31	CLAMP B, FUEL PIPE	2	2	2	2	2	2	2	2		
43	91597-SV4-003	CLIP A, FUEL PIPE	1	1	1	1	1	1	1	1		
44	91598-SR3-J31	CLAMP D, FUEL PIPE (NIFCO) ..	4	4	4	4	4	4	4	4		
45	93403-06016-08	BOLT-WASHER, 6X16	1	1	1	1	1	1	1	1		
46	93405-06016-04	BOLT-WASHER, 6X16	6	6	6	6	6	6	6	6		
47	93405-06016-08	BOLT-WASHER, 6X16	1	1	-	-	1	-	1	1		
			-	-	1	1	-	1	-	-	-----	T11B,T11C,T2A,T5B,T5C,T8B,T9B,T9C
48	95001-55250-60	TUBE, FUEL, 5.5X250 (95001-55001-60M)	1	1	-	-	1	-	1	-	-----	T11B,T11C,T2A,T4B,T5B,T5C,T8B,T9B,T9C
			-	-	1	1	-	1	-	1	-----	T11B,T11C,T2A,T4B,T5B,T5C,T8B,T9B,T9C
49	95001-55300-60	TUBE, FUEL, 5.5X300 (95001-55001-60M)	1	1	-	-	1	-	-	-	-----	T11B,T11C,T2A,T5B,T5C,T8B,T9B,T9C
			-	-	1	1	-	1	-	-	-----	T11B,T11C,T2A,T5B,T5C,T8B,T9B,T9C



B-4

FUEL PIPE

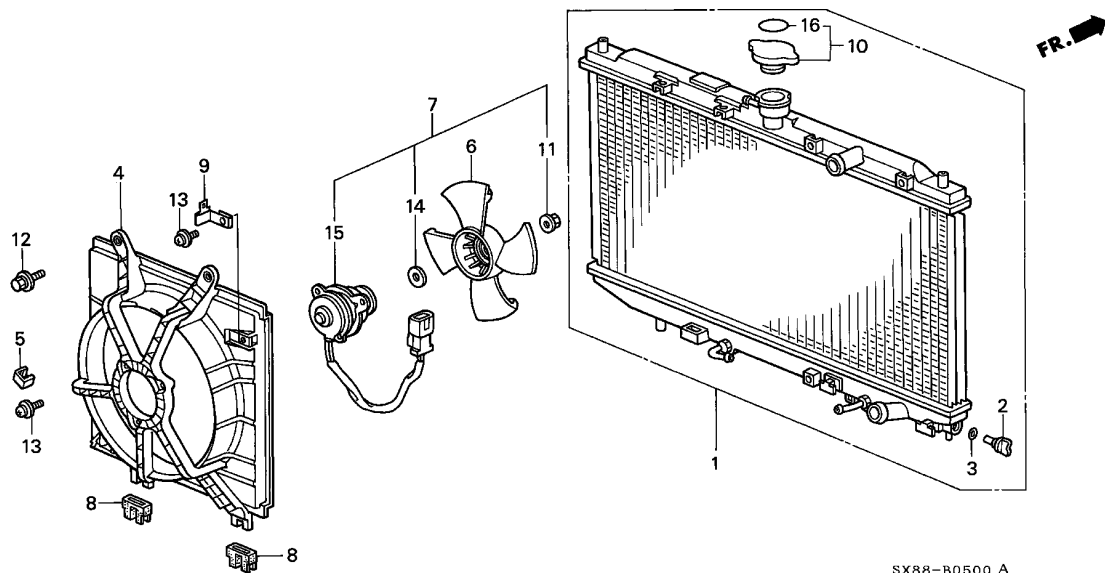


Ref. No.	Part No.	Description	Reqd. QTY								Serial No.	Parts catalogue code
			1996		1998		1999		2001			
			MT	AT	MT	AT	MT	AT	MT	AT		
49)	17726-SX8-T30	TUBE, FUEL PURGE	-	-	-	-	-	-	1	-	-----	----- T11B,T11C,T4B,T8B
	50	95002-02104 CLIP, TUBE (B10)	4	4	4	4	4	4	4	4		
	51	95002-41050-04 CLAMP, TUBE (D10.5)	2	2	2	2	2	2	2	2		
	52	95003-23024-60 TUBE, VINYL, 8X12X240 (95003-23001-60M)	1	1	1	1	1	1	1	1		
	53	95003-40033-60 TUBE, VINYL, 12X16X330 (95003-40001-60M)	1	1	-	-	1	-	1	-	-----	----- T11B,T11C,T2A,T4B,T5B,T5C,T8B,T9B,T9C
	17744-SX8-T50	TUBE, CANISTER DRAIN	-	-	1	1	-	1	-	1	-----	----- T10D,T11D,T6D
	54	90430-PD6-003 WASHER, SEALING, 6MM	-	-	1	1	1	1	1	1		
	55	91597-SH3-Y01 CLAMP, VENT TUBE (BLACK)	-	-	-	-	-	-	1	-	-----	----- T11B,T11C,T4B,T8B

4

B-5

RADIATOR



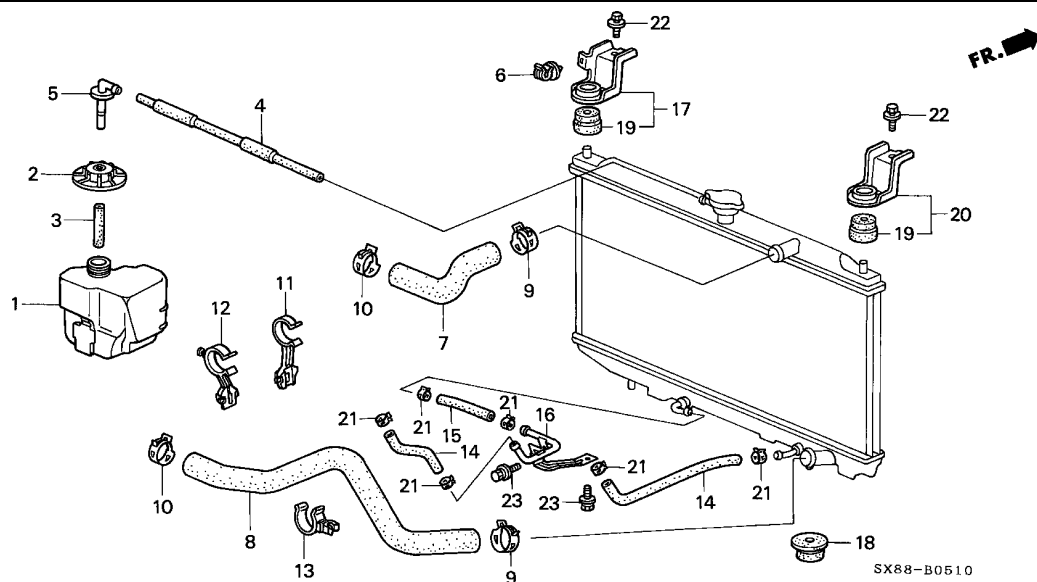
Service item	F.R.T.
COCK, DRAIN	0.3
FAN COMP., COOLING	0.4
SHROUD COMP.	0.5
MOTOR, COOLING FAN	0.6
RADIATOR COMP.	0.7
(AT 1.0)	

Ref. No.	Part No.	Description	Reqd. QTY								Serial No.	Parts catalogue code
			1996		1998		1999		2001			
			MT	AT	MT	AT	MT	AT	MT	AT		
1	19010-P3R-T01	RADIATOR COMP. (TOYO)	1	-	-	-	-	-	-	-		
	19010-P3R-T51	-	1	-	-	-	-	-	-		
	19010-P3S-T01	RADIATOR COMP. (RADICON)	-	-	1	-	1	-	1	-		
	19010-P3S-T51	-	-	-	1	-	1	-	1		
2	19011-P02-K02	COCK, DRAIN (RADICON)	1	1	1	1	1	1	1	1		
3	19012-P02-K02	O-RING (RADICON)	1	1	1	1	1	1	1	1		
4	19015-P3R-T01	SHROUD COMP.	1	1	1	1	1	1	1	1		
5	19017-PK1-004	CLIP, HARNESS (TOYO)	1	1	1	1	1	1	1	1		
6	19020-PM3-004	FAN COMP., COOLING (MITSUBA)	1	1	1	1	-	-	-	-		
	19020-P3S-T01	FAN, COOLING (MITSUBA)	-	-	-	-	1	1	1	1		
7	19030-P3R-T02	MOTOR, COOLING FAN (TOYO) ...	1	1	1	1	-	-	-	-		
8	19032-PM3-004	GROMMET (TOYO)	2	2	2	2	2	2	2	2		
9	19033-P3R-T01	CLAMP	1	1	1	1	1	1	1	1		
10	19045-P02-K02	CAP COMP. (RADICON)	1	1	1	1	-	-	-	-		
	19045-P3F-T01	CAP COMP., RADIATOR (ALEXON)	-	-	-	-	1	1	1	1		
11	90041-PG6-004	NUT, HEX., 5MM(MITSUBA)	1	1	1	1	1	1	1	1		
12	90042-P3R-T01	BOLT-WASHER, 6X20	2	2	2	2	2	2	2	2		
13	90050-P3R-T01	SCREW-WASHER, 4X12	4	4	4	4	4	4	4	4		
14	90403-PA0-004	WASHER, PLAIN, 7MM(MITSUBA) ..	1	1	1	1	-	-	-	-		
	90403-P5M-004	SPACER, FAN (MITSUBA)	-	-	-	-	1	1	1	1		
15	19030-P72-A01	MOTOR, COOLING FAN (MITSUBA) ..	-	-	-	-	1	1	1	1		
16	19046-PV1-000	SEAL, CAP	-	-	-	-	1	1	1	1		



B-5-10

RADIATOR HOSE



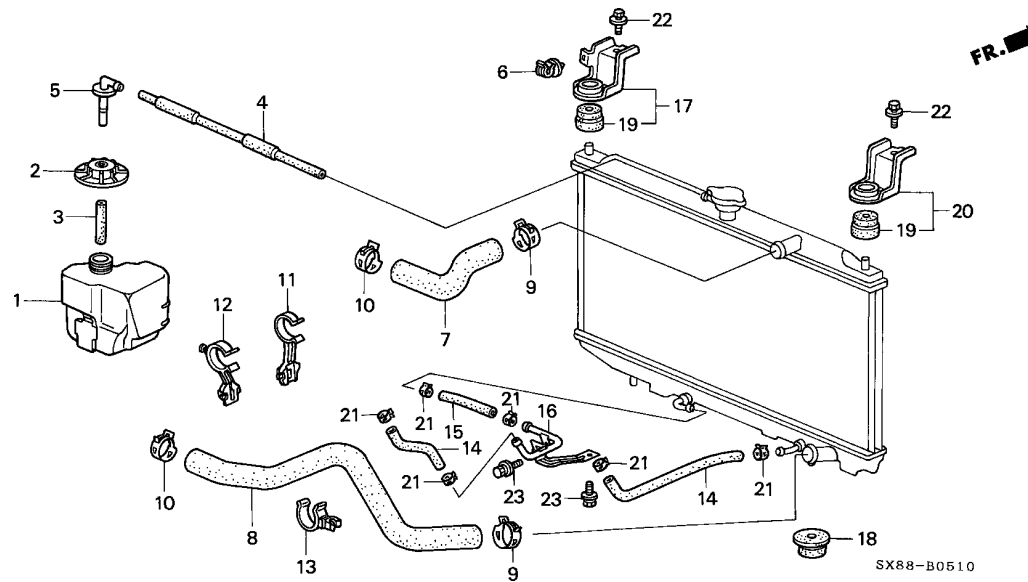
Service item	F.R.T.
CAP, RESERVE TANK	0.1
(INC. RELATIVE PART)	
.TUBE, RESERVE TANK	
TANK, RESERVE	0.2
HOSE, WATER UPPER	0.3
HOSE, ATF, 220MM	0.6
.HOSE, OIL COOLER, 140MM	
.HOSE, WATER LOWER	

4

Ref. No.	Part No.	Description	Reqd. QTY								Serial No.	Parts catalogue code
			1996		1998		1999		2001			
			MT	AT	MT	AT	MT	AT	MT	AT		
1	19101-P3R-T00	TANK, RESERVE	1	1	1	1	1	1	1	1		
2	19102-P3R-T00	CAP, RESERVE TANK	1	1	1	1	1	1	1	1		
3	19103-PM3-000	HOSE, RESERVE TANK	1	1	1	1	1	1	1	1		
4	19104-P3R-T00	TUBE, RESERVE TANK	1	1	1	1	-	-	-	-		
	19104-P3S-T00	-	-	-	-	1	1	1	1		
5	19106-P3R-T00	JOINT, RESERVE TANK	1	1	1	1	1	1	1	1		
6	19108-PM0-003	CLAMP, RESERVE TANK TUBE (BLACK)	1	1	1	1	1	1	1	1		
7	19501-PM3-000	HOSE, WATER UPPER	1	1	1	1	-	-	-	-		
	19501-P3S-T00	-	-	-	-	1	1	1	1		
8	19502-P3R-T00	HOSE, WATER LOWER	1	1	1	1	-	-	-	-		
	19502-P3S-T00	-	-	-	-	1	1	1	1		
9	19511-PA6-003	CLIP, WATER HOSE (CHUO HATSUJO)	2	2	2	2	2	2	-	-		
	19511-P3S-T01	CLIP, WATER HOSE (TOPY FASTENERS)	-	-	-	-	-	-	2	2		
10	19511-P08-003	CLIP, WATER HOSE (CHUO HATSUJO)	2	2	2	2	2	2	-	-		
	19511-P3S-T01	CLIP, WATER HOSE (TOPY FASTENERS)	-	-	-	-	-	-	2	2		
11	19519-PM1-003	CLAMP, WATER HOSE	1	-	1	-	1	-	1	-		
12	19519-PM3-013	CLAMP, WATER HOSE	-	1	-	1	-	1	-	1		
13	24365-PM0-901	CLAMP, THROTTLE WIRE	-	1	-	1	-	1	-	1		
14	25211-PV1-004	HOSE, ATF, 220MM(BRIDGESTONE)	-	2	-	2	-	-	-	-		
	25211-P3R-003	HOSE, ATF, 250MM	-	-	-	-	-	2	-	2		
15	25213-PT0-603	HOSE, OIL COOLER, 140MM (BRIDGESTONE)	-	1	-	1	-	1	-	1		

B-5-10

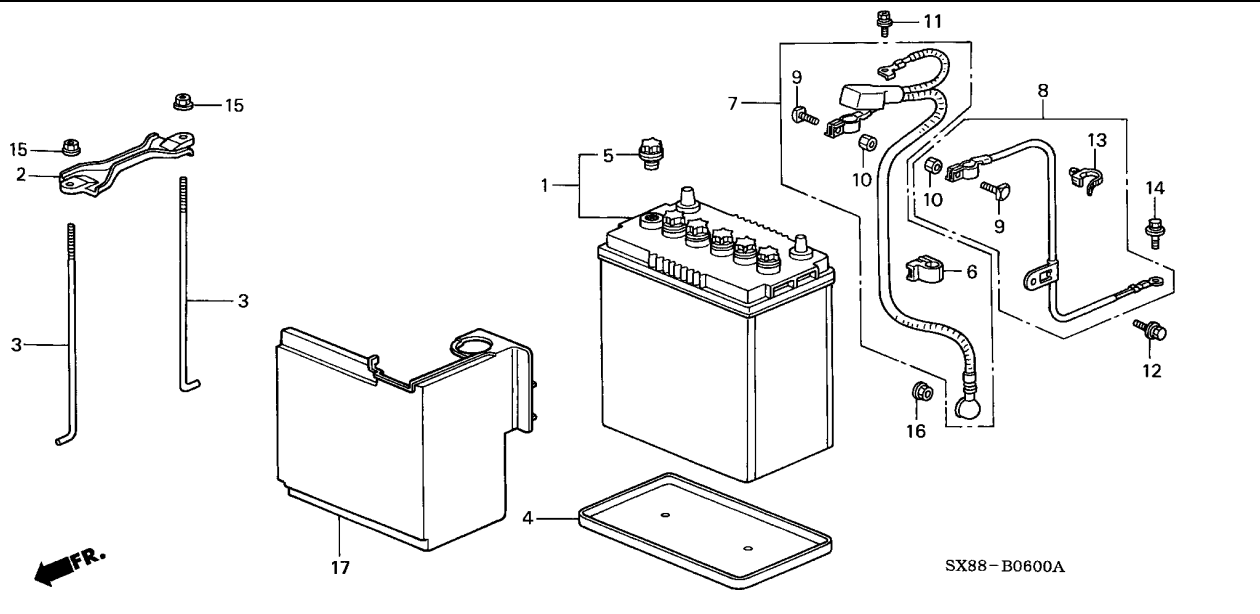
RADIATOR HOSE



Ref. No.	Part No.	Description	Reqd. QTY								Serial No.	Parts catalogue code
			1996		1998		1999		2001			
			MT	AT	MT	AT	MT	AT	MT	AT		
16	25530-P3R-000	PIPE COMP., ATF COOLER (C) ..	-	1	-	1	-	1	-	1		
17	74171-SX8-T00	BRACKET, R. RADIATOR MOUNTING										
		UPPER	1	1	1	1	1	1	1	1		
18	74172-SM4-970	CUSHION, RADIATOR MOUNT LOWER	2	2	-	-	-	-	-	-		
	74172-SX8-T10	-	-	2	2	2	2	2	2		
19	74173-SJ4-000	CUSHION, RADIATOR MOUNT UPPER	2	2	2	2	2	2	2	2		
20	74176-SX8-T00	BRACKET, L. RADIATOR MOUNTING										
		UPPER	1	1	1	1	-	-	-	-		
	74176-SX8-T10	-	-	-	-	1	1	1	1		
21	90635-PT0-802	CLIP COMP., OIL PIPE	-	6	-	6	-	6	-	6		
22	93405-06016-08	BOLT-WASHER, 6X16	2	2	2	2	2	2	2	2		
23	95701-06010-08	BOLT, FLANGE, 6X10	-	2	-	2	-	2	-	2		

B-6

BATTERY



Service item	F.R.T.
PLATE, BATTERY SETTING	0.1
BATTERY ASSY.	0.2
.BOX ASSY., BATTERY	
.CABLE ASSY., EARTH	
CABLE ASSY., STARTER	0.4

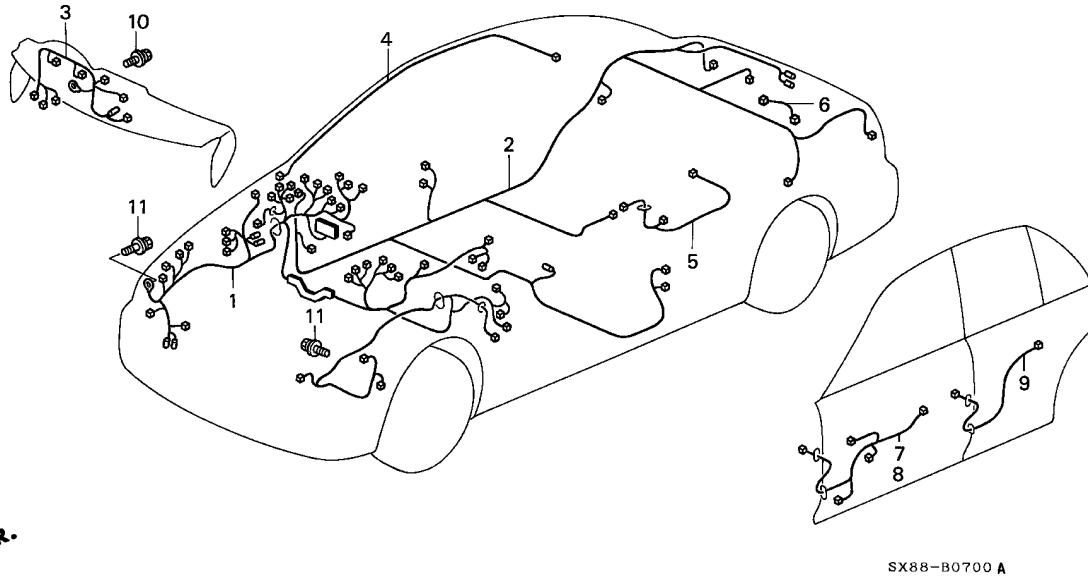
SX88-B0600A

Ref. No.	Part No.	Description	Reqd. QTY								Serial No.	Parts catalogue code
			1996		1998		1999		2001			
			MT	AT	MT	AT	MT	AT	MT	AT		
1	31500-SX8-T01	BATTERY ASSY. (36B20L) (YUASA)	1	1	1	1	1	1	1	1		
2	31512-SX8-T00	PLATE, BATTERY SETTING	1	1	1	1	1	1	1	1		
3	31513-SX8-T00	BOLT, BATTERY SETTING	2	2	2	2	2	2	2	2		
4	31521-SR3-000	BOX ASSY., BATTERY	1	1	1	1	1	1	1	1		
5	31542-SX8-T01	PLUG, VENT (YUASA)	6	6	6	6	6	6	6	6		
6	32115-P64-003	HOLDER, CORRUGATED (DARK GREEN) (10MM)	2	2	2	2	2	2	2	2		
7	32410-SX8-T00	CABLE ASSY., STARTER	1	-	-	-	1	-	1	-		
	32410-SX8-T10	-	1	-	-	-	-	-	-	-----	T2A,T5B,T5C
	32410-SX8-J80	-	-	1	-	1	-	1	-	-----	T11B,T11C,T4B,T8B,T9B,T9C
	32410-SX8-J90	-	-	1	-	1	-	-	-	-----	T6D
	32410-SX8-J91	-	-	-	-	-	-	-	1	-----	T10D,T11D
8	32600-SX8-T00	CABLE ASSY., EARTH	1	1	1	1	1	1	1	1		
9	32601-SK7-900	BOLT, BATTERY TERMINAL	2	2	2	2	2	2	2	2		
10	32602-SK7-900	NUT, BATTERY TERMINAL	2	2	2	2	2	2	2	2		
11	90130-SR3-003	BOLT, 5X13	1	1	1	1	1	1	1	1		
12	90150-SB2-003	BOLT, EARTH, 8X20(SN)	1	1	1	1	1	1	1	1		
13	91540-SV4-003	CLIP, HARNESS BAND (NATURAL) (145.2MM)	1	1	-	-	-	-	-	-		
	91540-S30-003	CLIP, HARNESS BAND (NATURAL) (151.5MM)	-	-	1	1	1	1	1	1		
14	92000-06008-08	BOLT, HEX., 6X8	1	1	1	1	1	1	1	1		
15	94050-06080	NUT, FLANGE, 6MM	2	2	2	2	2	2	2	2		
16	94070-08080	NUT-WASHER, 8MM	1	1	1	1	1	1	1	1		
17	31531-SX8-T00	COVER, BATTERY	-	-	-	-	1	1	1	1		

4

B-7

WIRE HARNESS



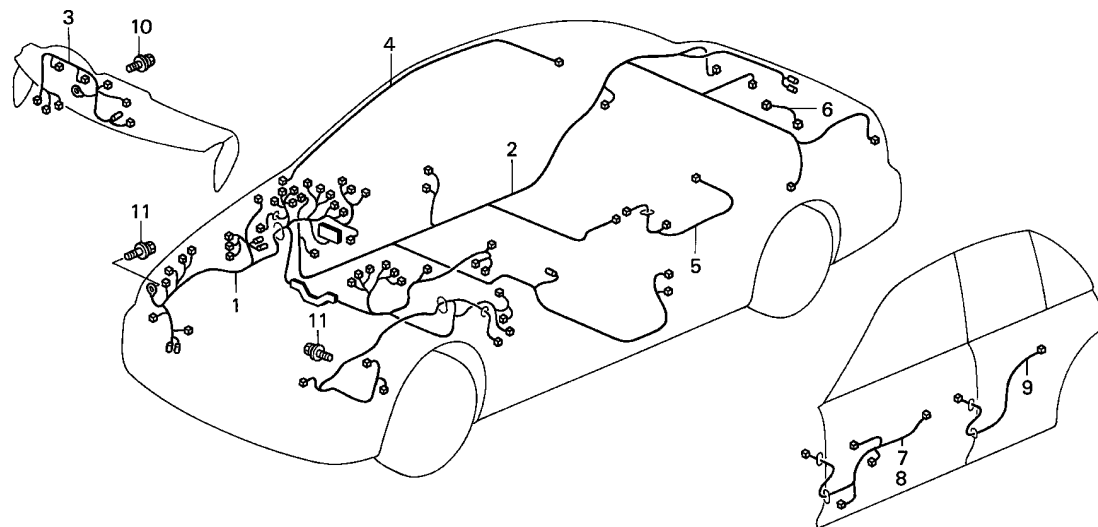
Service item	F.R.T.
CORD, RR. DEFROSTER	0.6
.HARNESS, DOOR WIRE	
.HARNESS, RR. DOOR WIRE	
CORD, FUEL UNIT	1.3
CORD ASSY., INTERIOR	2.0
.HARNESS, INSTRUMENT WIRE	
HARNESS, CABIN WIRE	2.8
HARNESS, RR. WIRE	3.4



Ref. No.	Part No.	Description	Reqd. QTY								Serial No.	Parts catalogue code
			1996		1998		1999		2001			
			MT	AT	MT	AT	MT	AT	MT	AT		
1	32100-SX8-T00	HARNESS, CABIN WIRE	1	-	-	-	-	-	-	-	-----	T3B
	32100-SX8-T20	1	-	-	-	-	-	-	-	-----	T1A
	32100-SX8-T10	-	1	-	-	-	-	-	-	-----	T5C
	32100-SX8-J60	-	-	1	-	-	-	-	-	-----	T6D
	32100-SX8-J80	-	-	1	-	-	-	-	-	-----	T2A
	32100-SX8-T21	-	-	1	-	-	-	-	-	-----	T5B
	32100-SX8-T60	-	-	1	-	-	-	-	-	-----	T9C
	32100-SX8-J70	-	-	-	1	-	-	-	-	-----	T10D
	32100-SX8-T70	-	-	-	1	-	-	-	-	-----	T9B
	32100-SX8-T22	-	-	-	-	1	-	1	-	-----	T2A, T4B
	32100-SX8-T40	-	-	-	-	1	-	1	-	-----	T8B
	32100-SX8-T61	-	-	-	-	1	-	1	-	-----	T11B
	32100-SX8-J71	-	-	-	-	-	1	-	1	-----	T11C
	32100-SX8-J91	-	-	-	-	-	1	-	-	-----	T11D
	32100-SX8-T50	-	-	-	-	-	1	-	1	-----	T8B
	32100-SX8-T71	-	-	-	-	-	1	-	1	-----	T11B
	32100-SX8-J92	-	-	-	-	-	-	1	-	-----	T11D
	32100-SX8-T90	-	-	-	-	-	-	1	-	-----	T4B
2	32108-SX8-T00	HARNESS, RR. WIRE	1	-	-	-	-	-	-	-	-----	T1A
	32108-SX8-T10	1	-	-	-	-	-	-	-	-----	T3B
			-	1	-	-	-	-	-	-	-----	
	32108-SX8-J70	-	-	1	1	-	-	-	-	-----	T5C, T9C
	32108-SX8-J80	-	-	1	1	-	-	-	-	-----	T10D, T6D
	32108-SX8-T01	-	-	1	-	-	-	-	-	-----	T2A
	32108-SX8-T60	-	-	1	1	-	-	-	-	-----	T5B, T9B
	32108-SX8-J71	-	-	-	-	1	-	1	-	-----	T11C
	32108-SX8-J81	-	-	-	-	1	-	1	-	-----	T11D
	32108-SX8-T02	-	-	-	-	1	-	1	1	-----	T2A, T4B

B-7

WIRE HARNESS

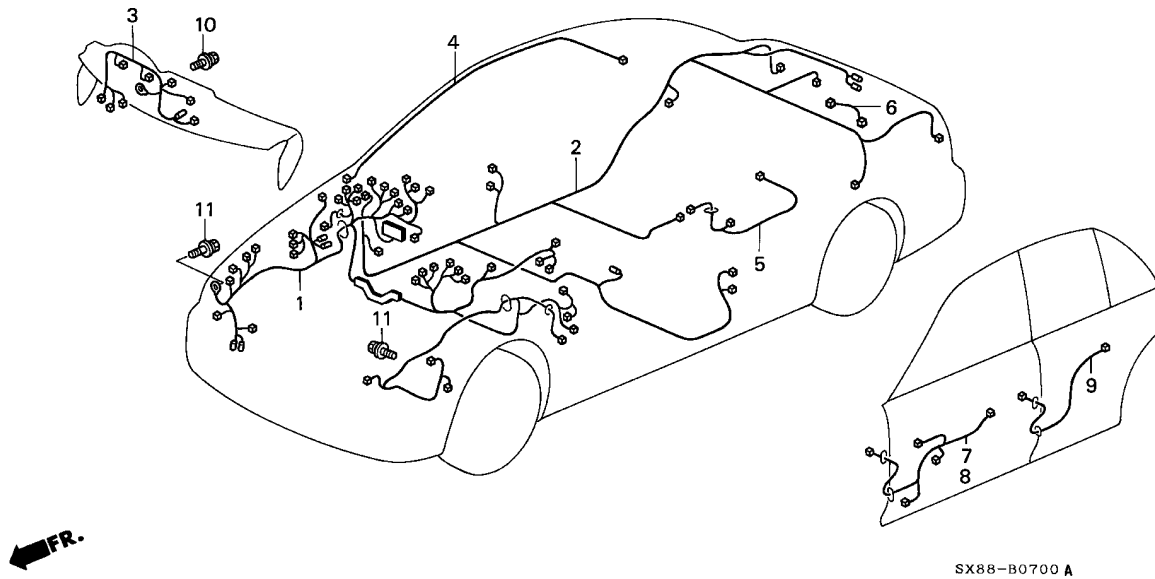


SX88-B0700 A

Ref. No.	Part No.	Description	Reqd. QTY								Serial No.	Parts catalogue code
			1996		1998		1999		2001			
			MT	AT	MT	AT	MT	AT	MT	AT		
(2)	32108-SX8-T12	HARNESS, RR. WIRE	-	-	-	-	1	1	1	1	-----	T11B,T8B
3	32117-SX8-T00	HARNESS, INSTRUMENT WIRE	1	-	1	-	-	-	-	-	-----	T1A,T2A
	32117-SX8-T10	-	1	-	-	-	-	-	-	-----	
	32117-SX8-T80	1	-	-	-	-	-	-	-	-----	T3B
	32117-SX8-J80	-	-	1	-	-	-	-	-	-----	T5C,T6D
	32117-SX8-J90	-	-	-	1	-	-	-	-	-----	T10D,T9C
	32117-SX8-T60	-	-	1	-	-	-	-	-	-----	T5B
	32117-SX8-T70	-	-	-	1	-	-	-	-	-----	T9B
	32117-SX8-T01	-	-	-	-	1	-	1	-	-----	T2A,T4B
	32117-SX8-T61	-	-	-	-	1	-	1	-	-----	T11B,T8B
	32117-SX8-T71	-	-	-	-	-	1	-	1	-----	T11B,T8B
	32117-SX8-J91	-	-	-	-	-	1	-	1	-----	T11C,T11D
	32117-SX8-Q10	-	-	-	-	-	-	-	1	-----	T4B
4	32155-SX8-T00	CORD ASSY., INTERIOR	1	1	1	1	1	1	1	1		
5	32170-SX8-T00	CORD, FUEL UNIT	1	1	1	1	1	1	1	1		
6	32202-SX8-T00	CORD, RR. DEFROSTER	-	-	1	-	1	-	1	1	-----	T11B,T11C,T11D,T5B,T5C,T6D,T8B
			-	-	-	1	-	1	-	-		
7	32751-SX8-T20	HARNESS, DOOR WIRE	2	-	2	-	2	-	2	2	-----	T1A,T2A,T4B
	32751-SX8-T00	HARNESS, DRIVER DOOR WIRE ...	1	-	-	-	-	-	-	-	-----	T3B
			-	1	-	-	-	-	-	-		
	32751-SX8-T60	-	-	1	-	-	-	-	-	-----	T5B,T5C,T6D
			-	-	-	1	-	-	-	-		
	32751-SX8-T61	-	-	-	-	1	-	1	1	-----	T11B,T11C,T11D,T8B
			-	-	-	-	-	1	-	-		
8	32752-SX8-T00	HARNESS, PASSENGER DOOR WIRE	1	-	-	-	-	-	-	-	-----	T3B
			-	1	-	-	-	-	-	-		
	32752-SX8-T60	-	-	1	-	1	-	1	1	-----	T11B,T11C,T11D,T5B,T5C,T6D,T8B
			-	-	-	1	-	1	-	-		

B-7

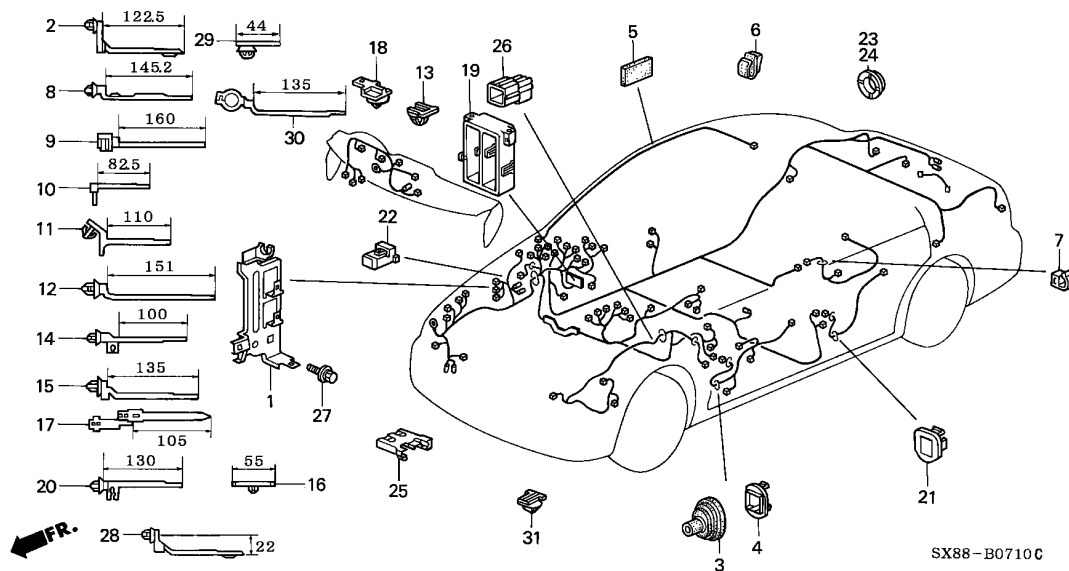
WIRE HARNESS



Ref. No.	Part No.	Description	Reqd. QTY								Serial No.	Parts catalogue code
			1996		1998		1999		2001			
			MT	AT	MT	AT	MT	AT	MT	AT		
9	32755-SX8-T00	HARNESS, RR. DOOR WIRE	2	-	2	-	-	-	-	-	-----	T2A,T3B
	32755-SX8-P00	-	2	-	-	-	-	-	-	-----	T11B,T11C,T11D,T5B,T5C,T6D,T8B
			-	-	-	2	-	2	-	-		
10	90148-SEO-003	BOLT, EARTH, 6X16 (WASHER 12.5MM) (ZN)	1	1	1	1	1	1	1	1		
11	90153-SEO-003	BOLT, EARTH, 6X12	2	2	2	2	2	2	2	2		

B-7-10

HARNESS BAND/BRACKET



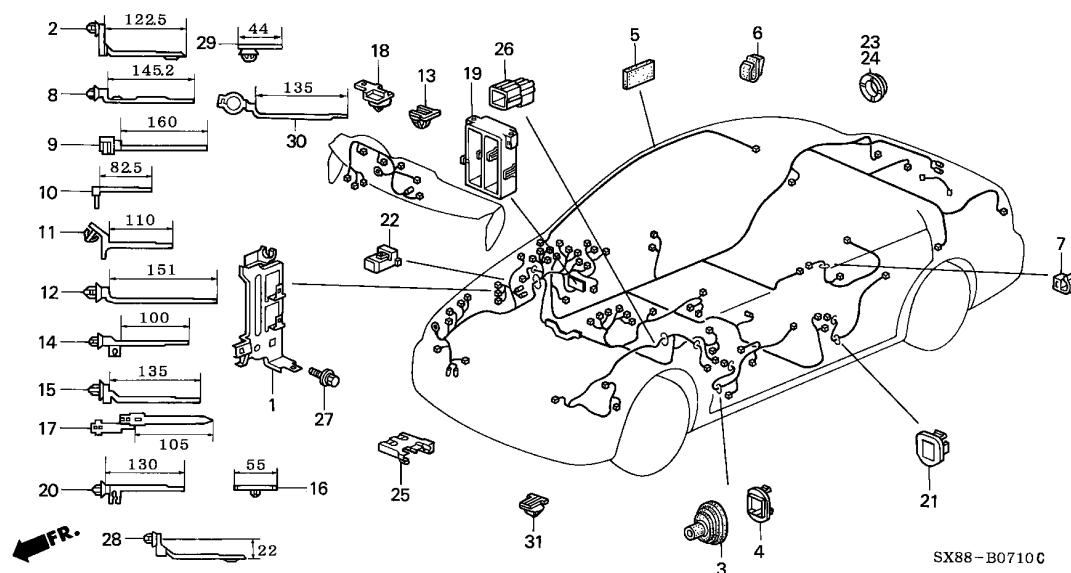
Service item F.R.T.
NOT INFORMATION

4

Ref. No.	Part No.	Description	Reqd. QTY								Serial No.	Parts catalogue code
			1996		1998		1999		2001			
			MT	AT	MT	AT	MT	AT	MT	AT		
1	32113-P3R-T00	BRACKET COMP., ENGINE WIRE HARNESS	1	1	1	1	-	-	-	-		
	32113-PJT-T00	BRACKET COMP., ENGINE HARNESS	-	-	-	-	1	1	1	1	-----	----- T2A,T4B,T8B
2	32132-SM4-003	CLIP, HARNESS BAND OFFSET (20) (BLACK)	N	N	N	N	N	N	N	N	-----	----- T11B,T11C,T11D
3	32757-SE7-300	GROMMET, FR. DOOR WIRE HARNESS	2	-	2	-	2	-	2	2	-----	----- T11B,T11C,T11D,T3B,T5B,T5C,T6D,T8B
4	32758-SE7-300	GROMMET, FR. DOOR (A)	2	-	2	-	2	-	2	2	-----	----- T11B,T11C,T11D,T3B,T5B,T5C,T6D,T8B
			-	2	-	2	-	2	-	-		
5	72327-SD5-000	SEAL B, FR. DOOR HOLE (30X50)	-	-	N	N	N	N	N	N		
6	90660-SB2-000	CLIP, CORD	-	-	2	-	2	-	2	2	-----	----- T11B,T11C,T11D,T5B,T5C,T6D,T8B
			-	-	-	-	2	-	2	-		
7	90691-SA0-003	CLIP, WIRE HARNESS (WHITE) ..	3	3	3	3	3	3	3	3		
8	91540-SV4-003	CLIP, HARNESS BAND (NATURAL) (145.2MM)	N	N	N	N	N	N	N	N		
9	91547-SH3-003	CLIP, BAND (160MM)	N	N	N	N	N	N	N	N		
10	91548-SH2-003	BAND, WIRE HARNESS (GRAY) ...	3	3	3	3	3	3	3	3		
11	91550-ST0-003	CLIP, WIRE HARNESS	4	4	4	4	4	4	4	4		
12	91551-SW5-003	CLIP, HARNESS BAND (BROWN) (151MM)	4	4	-	-	-	-	-	-		
			-	-	1	1	-	-	-	-	-----	----- T10D,T5C,T6D,T9C
13	91555-SM4-003	CLIP, COUPLER (RED)	N	N	N	N	N	N	N	N		
14	91556-SM4-003	CLIP, BAND (100MM) (BLACK) ...	3	3	3	3	4	4	4	4		
15	91558-ST5-003	CLIP, HARNESS BAND (NATURAL) (135MM) (7MM HOLE)	3	3	3	3	3	3	3	3		

B-7-10

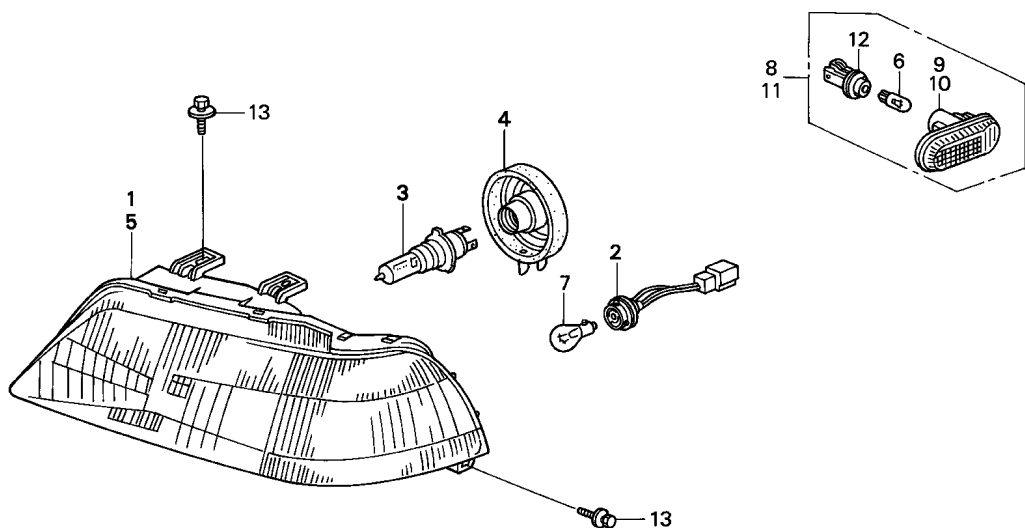
HARNESS BAND/BRACKET



Ref. No.	Part No.	Description	Reqd. QTY								Serial No.	Parts catalogue code
			1996		1998		1999		2001			
			MT	AT	MT	AT	MT	AT	MT	AT		
16	91559-SE3-003	CLIP, WIRE HARNESS (WHITE) (55MM)	N	N	N	N	N	N	N	N		
17	91559-ST5-003	CLIP, HARNESS BAND OFFSET (30)	N	N	N	N	N	N	N	N		
18	91565-SD5-003	CLIP, COUPLER (NATURAL)	-	-	2	2	-	2	-	2	-----	T10D,T11D,T6D
19	91571-SR3-004	HOLDER, COUPLER	-	-	1	1	1	1	1	-	-----	T11B,T11C,T4B,T8B
20	91571-S10-003	CLIP, WIRE HARNESS (NATURAL) (130MM)	7	7	7	7	7	7	7	7		
21	91614-SE7-000	GROMMET, RR. DOOR HOLE (BLACK)	2	-	2	-	2	-	2	2	-----	T1A,T2A,T4B
22	91637-SF1-003	CAP (Ø90 2P)	1	1	1	1	1	1	1	1		
23	91642-SM4-003	GROMMET, WIRE HARNESS (20MM) (WHITE)	2	2	2	2	2	2	2	2		
24	91643-SM4-003	GROMMET, WIRE HARNESS (28MM) (WHITE)	1	1	1	1	2	2	2	2	-----	T10D,T11D,T6D
25	91751-S30-003	COVER, POWER RELAY	-	-	1	1	-	1	-	-	-----	T10D,T11D,T6D
26	91763-SX8-T00	CONNECTOR, DUMMY (WPC Ø90 6P M)	1	1	1	1	1	1	1	1		
27	93405-06012-08	BOLT-WASHER, 6X12	1	1	1	1	1	1	1	1		
28	32134-SM4-003	BAND, HARNESS (BROWN)	-	-	-	-	1	1	1	1		
29	91531-S04-003	CLIP, WIRE HARNESS	-	-	-	-	-	N	N	N		
30	91558-SM4-003	CLIP, TUBE (135MM)	-	-	-	-	-	1	-	1	-----	T11D
31	91533-S04-003	CLIP, COUPLER (NATURAL)	-	-	-	-	-	-	N	N		

B-8

HEADLIGHT('96/'98)



SX88-B0800

Service item	F.R.T.
LIGHT ASSY., R. SIDE TURN (INC. RELATIVE PART)	0.1
BULB, HEADLIGHT	0.2
HEADLIGHT UNIT, R. (ADD 0.3 FOR EACH.)	0.8

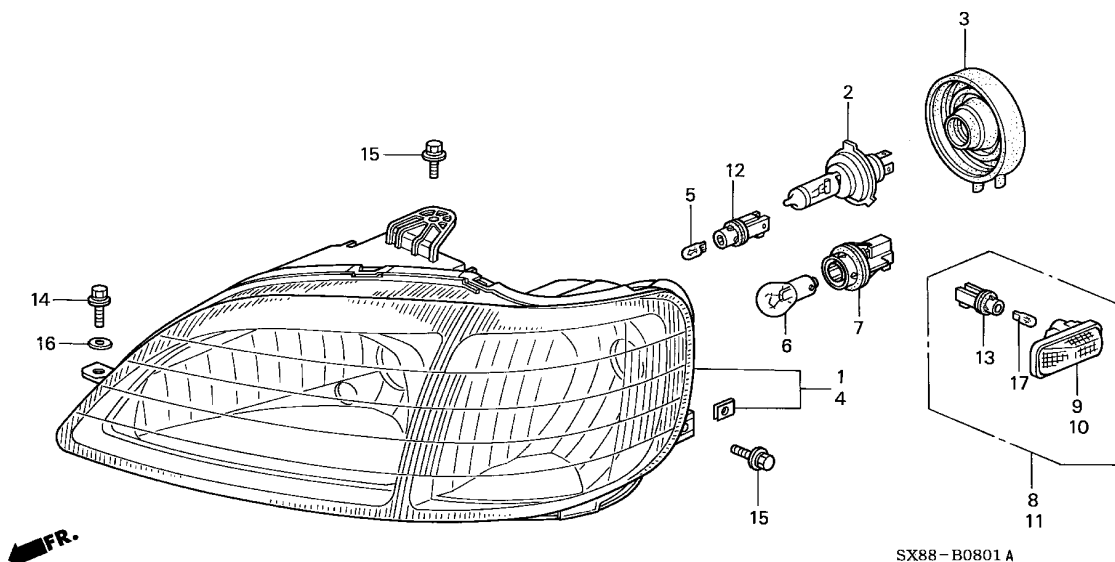
4

FR.

Ref. No.	Part No.	Description	Reqd. QTY								Serial No.	Parts catalogue code
			1996		1998		1999		2001			
			MT	AT	MT	AT	MT	AT	MT	AT		
1	33101-SX8-T01	HEADLIGHT UNIT, R.	1	1	1	1	-	-	-	-		
2	33102-SX8-T01	SOCKET & CORD COMP.	2	2	2	2	-	-	-	-		
3	33115-SM3-003	BULB, HEADLIGHT (H4) (12V 60/55W)(STANLEY)	2	2	2	2	-	-	-	-		
	33115-SM4-003	BULB, HEADLIGHT (H4) (12V 60/55W)(OSRAM)	2	2	2	2	-	-	-	-		
	33115-SV4-G01	BULB, HEADLIGHT (H4/HB2) (12V 60/55W)(PHILIPS)	2	2	2	2	-	-	-	-		
	33115-SV4-003	BULB, HEADLIGHT (H4) (12V 60/55W)(TUNGSRAM)	2	2	2	2	-	-	-	-		
4	33126-SV4-003	COVER, RUBBER	2	2	2	2	-	-	-	-		
5	33151-SX8-T01	HEADLIGHT UNIT, L.	1	1	1	1	-	-	-	-		
6	33301-SA0-741	BULB (12V 5W)(ECE)(STANLEY)	2	2	2	2	-	-	-	-		
7	33301-SX8-T01	BULB (12V 21/5)	2	2	2	2	-	-	-	-		
8	33800-SR3-G01	LIGHT ASSY., R. SIDE TURN ...	1	1	1	1	-	-	-	-		
9	33801-SR3-G01	HOUSING COMP., R.	1	1	1	1	-	-	-	-		
10	33802-SR3-G01	HOUSING COMP., L.	1	1	1	1	-	-	-	-		
11	33850-SR3-G01	LIGHT ASSY., L. SIDE TURN ...	1	1	1	1	-	-	-	-		
12	34304-SH3-A01	SOCKET COMP.	2	2	2	2	-	-	-	-		
13	93405-06016-08	BOLT-WASHER, 6X16	8	8	8	8	-	-	-	-		

B-8-1

HEADLIGHT('99/'01)



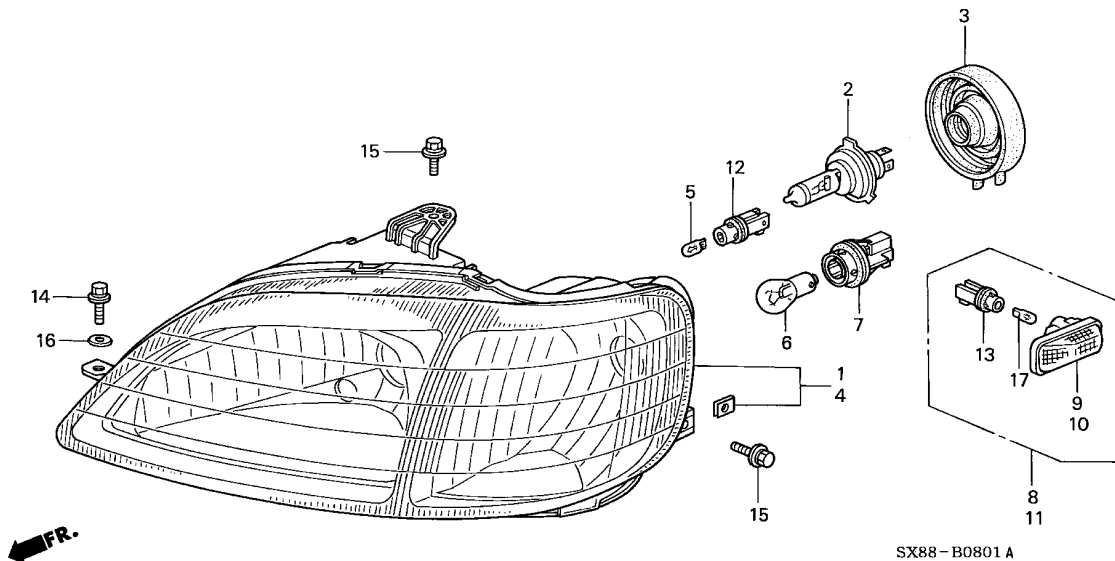
Service item	F.R.T.
LIGHT ASSY., R. SIDE TURN (INC. RELATIVE PART)	0.1
BULB, HEADLIGHT	0.2
HEADLIGHT UNIT, R. (ADD 0.3 FOR EACH.)	0.8



Ref. No.	Part No.	Description	Reqd. QTY								Serial No.	Parts catalogue code
			1996		1998		1999		2001			
			MT	AT	MT	AT	MT	AT	MT	AT		
1	33101-SX8-T51	HEADLIGHT UNIT, R.	-	-	-	-	1	1	1	1		
2	33115-SM3-003	BULB, HEADLIGHT (H4) (12V 60/55W) (STANLEY)	-	-	-	-	2	2	2	2		
	33115-SM4-003	BULB, HEADLIGHT (H4) (12V 60/55W) (OSRAM)	-	-	-	-	2	2	2	2		
	33115-SV4-G01	BULB, HEADLIGHT (H4/HB2) (12V 60/55W) (PHILIPS)	-	-	-	-	2	2	2	2		
	33115-SV4-003	BULB, HEADLIGHT (H4) (12V 60/55W) (TUNGSRAM)	-	-	-	-	2	2	2	2		
3	33126-SV4-003	COVER, RUBBER	-	-	-	-	2	2	2	2		
4	33151-SX8-T51	HEADLIGHT UNIT, L.	-	-	-	-	1	1	1	1		
5	33301-SA0-741	BULB (12V 5W) (ECE) (STANLEY)	-	-	-	-	2	2	2	2		
6	33301-S04-004	BULB, FR. TURN (12V 21W) (AMBER) (STANLEY)	-	-	-	-	2	2	2	2		
7	33303-S04-003	SOCKET COMP. (GRAY)	-	-	-	-	2	2	2	2		
8	33800-SR3-G01	LIGHT ASSY., R. SIDE TURN ...	-	-	-	-	1	1	-	-		
9	33801-SR3-G01	HOUSING COMP., R.	-	-	-	-	1	1	-	-		
	33801-SX8-T11	LAMP UNIT, R.	-	-	-	-	-	-	1	1		
10	33802-SR3-G01	HOUSING COMP., L.	-	-	-	-	1	1	-	-		
	33851-SX8-T11	LAMP UNIT, L.	-	-	-	-	-	-	1	1		
11	33850-SR3-G01	LIGHT ASSY., L. SIDE TURN ...	-	-	-	-	1	1	-	-		
12	34303-SS1-003	SOCKET COMP. (2P)	-	-	-	-	2	2	2	2		
13	34304-SH3-A01	SOCKET COMP.	-	-	-	-	2	2	2	2		
14	92301-06016-OH	BOLT, RECESSED, 6X16	-	-	-	-	2	2	2	2		
15	93405-06016-O8	BOLT-WASHER, 6X16	-	-	-	-	4	4	4	4		
16	94103-06800	WASHER, PLAIN, 6MM	-	-	-	-	2	2	2	2		

B-8-1

HEADLIGHT('99/'01)

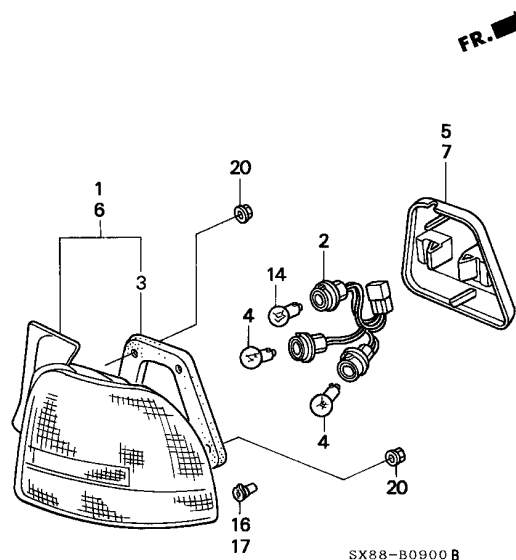
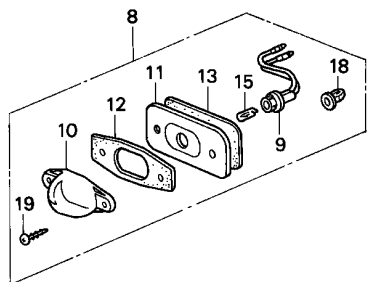


4

Ref. No.	Part No.	Description	Reqd. QTY								Serial No.	Parts catalogue code
			1996		1998		1999		2001			
			MT	AT	MT	AT	MT	AT	MT	AT		
17	33301-SA0-741	BULB (12V 5W) (ECE) (STANLEY)	-	-	-	-	2	2	-	-		
	33301-S5H-T01	BULB, WEDGE BASE (WY5W)	-	-	-	-	-	-	2	2		

B-9

TAILLIGHT('96/'98)



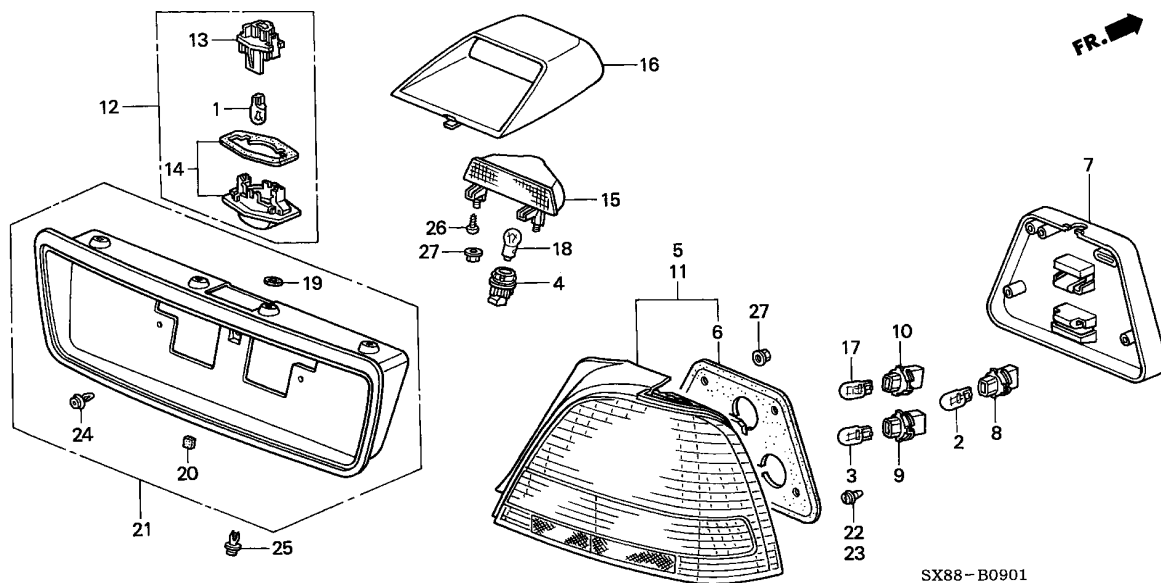
Service item	F.R.T.
LENS	0.1
SOCKET & CORD COMP.	0.2
.SOCKET COMP.	
GASKET, BASE	0.3
.LAMP UNIT, R. TAIL	

Ref. No.	Part No.	Description	Reqd. QTY								Serial No.	Parts catalogue code
			1996		1998		1999		2001			
			MT	AT	MT	AT	MT	AT	MT	AT		
1	33501-SX8-T01	LAMP UNIT, R. TAIL	1	1	1	1	-	-	-	-		
2	33502-SX8-T01	SOCKET COMP.	2	2	2	2	-	-	-	-		
3	33503-SX8-T01	GASKET, BASE	2	2	2	2	-	-	-	-		
4	33503-506-600	BULB (12V 21W) (STANLEY)	4	4	4	4	-	-	-	-		
5	33505-SX8-T01	COVER, R. TAILLIGHT	1	1	1	1	-	-	-	-		
6	33551-SX8-T01	LAMP UNIT, L. TAIL	1	1	1	1	-	-	-	-		
7	33555-SX8-T01	COVER, L. TAILLIGHT	1	1	1	1	-	-	-	-		
8	34100-SX8-T01	LIGHT ASSY., LICENSE	1	1	1	1	-	-	-	-		
9	34101-SX8-T01	SOCKET & CORD COMP.	1	1	1	1	-	-	-	-		
10	34102-SX8-T01	LENS	1	1	1	1	-	-	-	-		
11	34103-SX8-T01	HOUSING	1	1	1	1	-	-	-	-		
12	34104-SX8-T01	GASKET	1	1	1	1	-	-	-	-		
13	34105-SX8-T01	SEAL, PACKING	1	1	1	1	-	-	-	-		
14	34906-594-622	BULB (12V 21/5W)	2	2	2	2	-	-	-	-		
15	34908-SB6-741	BULB (12V 5W)	1	1	1	1	-	-	-	-		
16	90650-SL9-003	GROMMET, R. RR. COMBINATION (WHITE)	1	1	1	1	-	-	-	-		
17	90655-SL9-003	GROMMET, L. RR. COMBINATION (GRAY)	1	1	1	1	-	-	-	-		
18	91642-SK3-E00	GROMMET, SCREW CAP, 4MM	2	2	2	2	-	-	-	-		
19	93901-24520	SCREW, TAPPING, 4X20	2	2	2	2	-	-	-	-		
20	94050-05080	NUT, FLANGE, 5MM	8	8	8	8	-	-	-	-		



B-9-1

TAILLIGHT('99/'01)



Service item	F.R.T.
GARNISH ASSY., RR. LICENSE ...	0.2
.GASKET, BASE	
.LAMP UNIT, R. TAIL	
.REFLECTOR COMP., HIGH MOUNT STOP LIGHT	
LENS COMP.	0.3
.LIGHT ASSY., LICENSE	
HOUSING, HIGH MOUNT STOP LAMP	0.5

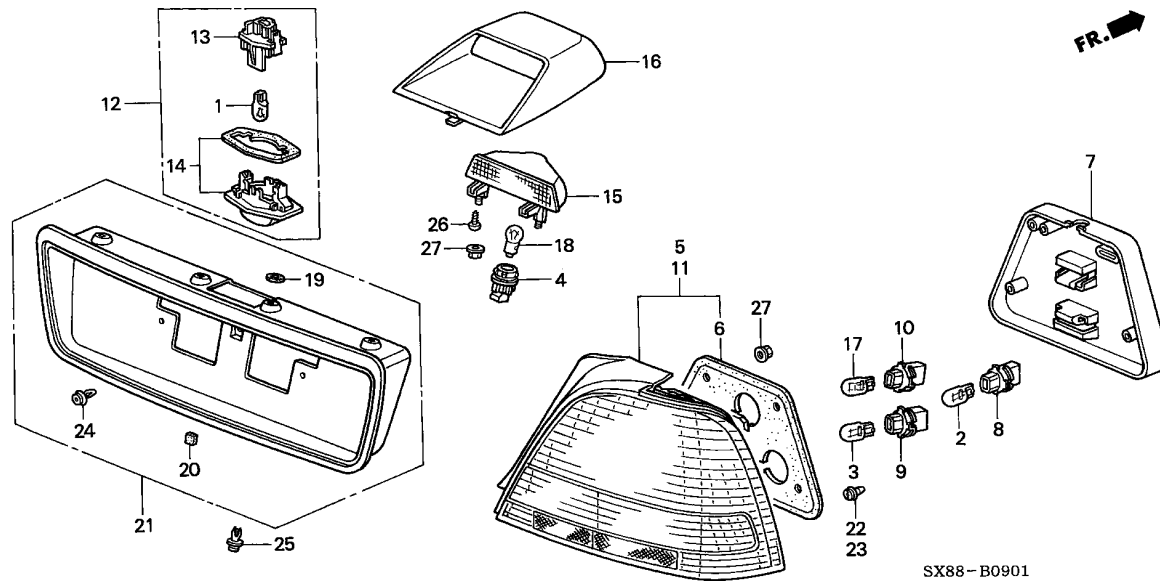
4

SX88-B0901

Ref. No.	Part No.	Description	Reqd. QTY								Serial No.	Parts catalogue code
			1996		1998		1999		2001			
			MT	AT	MT	AT	MT	AT	MT	AT		
1	33301-SA0-741	BULB (12V 5W)(ECE)(STANLEY) -	-	-	-	-	1	1	1	1		
2	33303-SL4-003	BULB, WEDGE (12V 21W)(STANLEY)	-	-	-	-	2	2	2	2		
3	33303-S2R-003	BULB, WEDGE (12V 21W)(AMBER)	-	-	-	-	2	2	2	2		
4	33304-S04-G01	SOCKET COMP.	-	-	-	-	1	1	1	1	-----	T11B,T11C,T11D
			-	-	-	-	-	-	-	-	-----	T8B
5	33501-SX8-T51	LAMP UNIT, R. TAIL	-	-	-	-	1	1	1	1		
6	33502-SX8-T51	GASKET, BASE	-	-	-	-	2	2	2	2		
7	33505-SX8-T51	COVER, TAILLIGHT	-	-	-	-	2	2	2	2		
8	33513-S50-003	SOCKET (T20W S2)	-	-	-	-	2	2	2	2		
9	33514-S2R-003	SOCKET (T20W SY)	-	-	-	-	2	2	2	2		
10	33515-S50-003	SOCKET (T20W W)	-	-	-	-	2	2	2	2		
11	33551-SX8-T51	LAMP UNIT, L. TAIL	-	-	-	-	1	1	1	1		
12	34100-S84-G01	LIGHT ASSY., LICENSE	-	-	-	-	1	1	1	1		
13	34102-S60-003	HOUSING COMP.	-	-	-	-	1	1	1	1		
14	34102-S84-A01	LENS COMP.	-	-	-	-	1	1	1	1		
15	34271-ST8-A12	REFLECTOR COMP., HIGH MOUNT STOP LIGHT	-	-	-	-	1	1	1	1	-----	T11B,T11C,T11D
			-	-	-	-	-	-	-	-	-----	T8B
16	34272-SX8-T01	HOUSING, HIGH MOUNT STOP LAMP	-	-	-	-	1	1	1	1	-----	T11B,T11C,T11D
			-	-	-	-	-	-	-	-	-----	T8B
17	34906-ST5-003	BULB (12V 21W/5W)(STANLEY) ..	-	-	-	-	2	2	2	2		
18	34908-634-611	BULB (12V 21W)(ECE)(STANLEY)	-	-	-	-	1	1	1	1	-----	T11B,T11C,T11D
			-	-	-	-	-	-	-	-	-----	T8B
19	71712-S03-000	PACKING, TAILGATE SPOILER ...	-	-	-	-	4	4	4	4		
20	74827-S2G-010	PROTECTOR, LICENSE PLATE	-	-	-	-	2	2	2	2		

B-9-1

TAILLIGHT('99/'01)

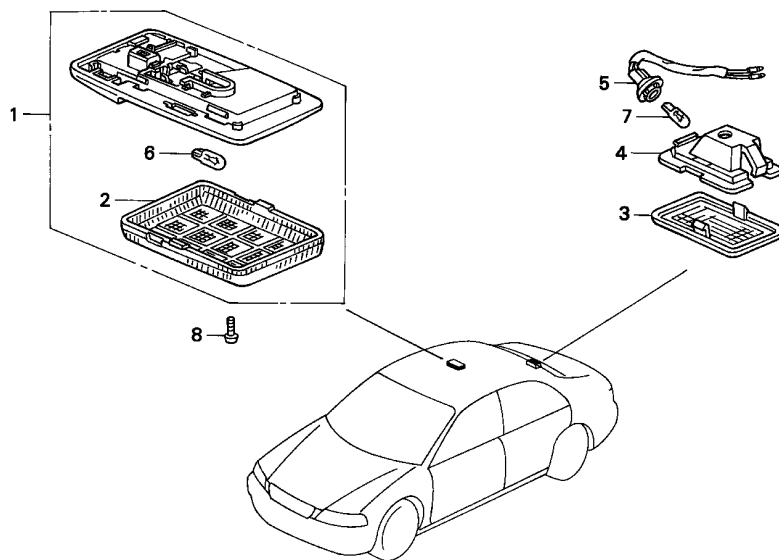


SX88-B0901

Ref. No.	Part No.	Description	Reqd. QTY								Serial No.	Parts catalogue code
			1996		1998		1999		2001			
			MT	AT	MT	AT	MT	AT	MT	AT		
21	74890-SX8-T20ZE	GARNISH ASSY., RR. LICENSE *T99*.....UNPAINTED	-	-	-	-	1	-	1	1	-----	----- T11B,T11C,T11D,T8B
	74890-SX8-T30ZA	*NH72*.....BLACK GLOSS 30	-	-	-	-	1	-	1	1	-----	----- T2A,T4B
22	90650-SL9-003	GROMMET, R. RR. COMBINATION (WHITE)	-	-	-	-	1	1	1	1		
23	90655-SL9-003	GROMMET, L. RR. COMBINATION (GRAY)	-	-	-	-	1	1	1	1		
24	91512-S50-003	CLIP, LICENSE GARNISH	-	-	-	-	3	3	3	3		
25	91550-SH3-003ZG	CLIP, RR. PANEL LINING *NH120L*.....STAR BLACK	-	-	-	-	4	4	4	4		
26	93901-24320	SCREW, TAPPING, 4X12	-	-	-	-	2	2	2	2	-----	----- T11B,T11C,T11D T8B
27	94050-05080	NUT, FLANGE, 5MM	-	-	-	-	8	8	10	10	-----	----- T8B T2A,T4B T11B,T11C,T11D

B-10

INTERIOR LIGHT



SX88-B1000

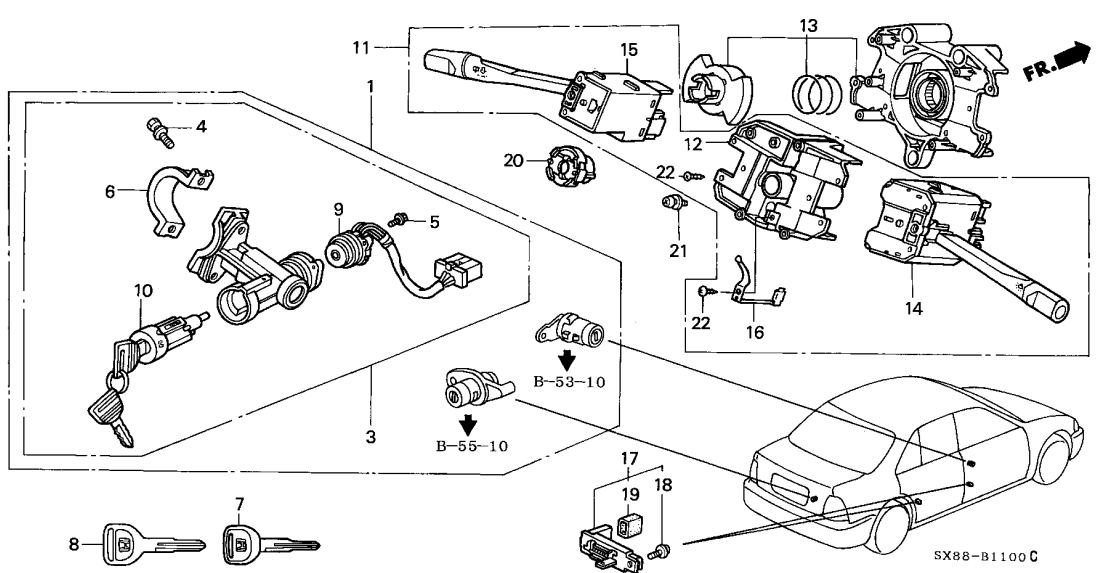
Service item	F.R.T.
LIGHT ASSY., INTERIOR	0.2
.SOCKET COMP.	

4

Ref. No.	Part No.	Description	Reqd. QTY								Serial No.	Parts catalogue code
			1996		1998		1999		2001			
			MT	AT	MT	AT	MT	AT	MT	AT		
1	34250-SJ8-003ZC	LIGHT ASSY., INTERIOR										
		NH220L.....CLEAR GRAY	1	1	1	1	1	1	1	1		
		YR169L.....MILD BEIGE	-	-	-	-	-	-	1	1	-----	----- T11B,T11C,T11D,T8B
2	34252-SB2-003	LENS (DAIICHI)	1	1	1	1	1	1	1	1		
3	34261-SX8-T01	LENS	1	1	1	1	1	1	1	1		
4	34262-SX8-T01	HOUSING	1	1	1	1	1	1	1	1		
5	34263-SX8-T01	SOCKET COMP.	1	1	1	1	1	1	1	1		
6	34295-SJ8-003	BULB (12V 5W) (DAIICHI)	1	1	1	1	1	1	1	1		
7	34352-SH4-K01	BULB (12V 3.4W)	1	1	1	1	1	1	1	1		
8	35409-SD2-003	SCREW, EARTH, 4X12(ZN)	1	1	1	1	1	1	1	1		

B-11

COMBINATION SWITCH



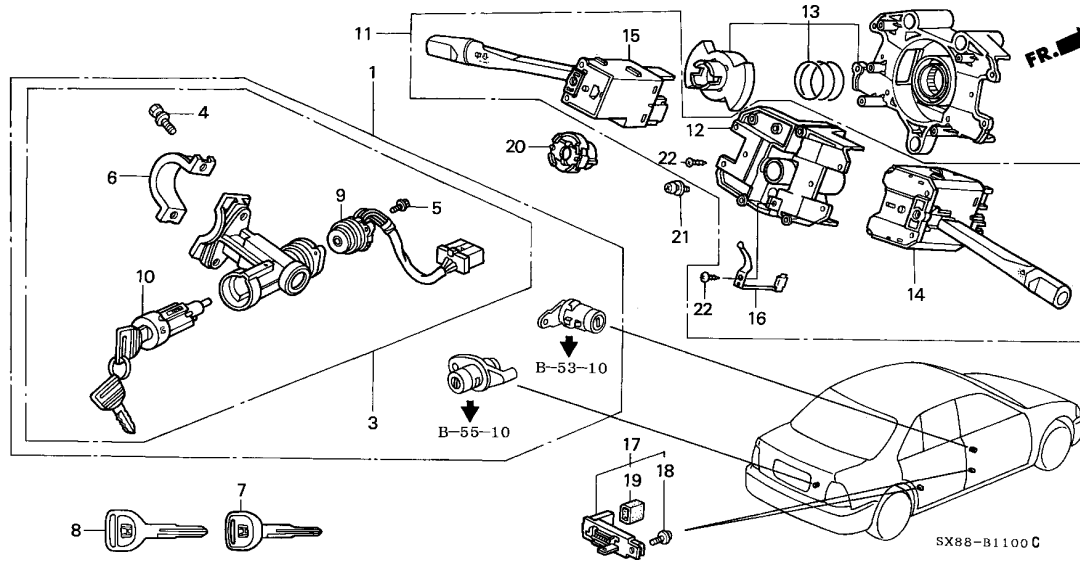
Service item	F.R.T.
CAM, TURN SIGNAL SWITCH CANCEL	0.1
SWITCH ASSY., DOOR	0.2
BODY, SWITCH	0.4
(ADD 0.2 TO THE MODEL WITH SRS)	
.CYLINDER COMP., STEERING	
.SHOE, HORN	
.SWITCH ASSY., COMBINATION	
.SWITCH ASSY., LIGHTING	
.SWITCH ASSY., WIPER	
.SWITCH COMP., STEERING	
LOCK ASSY., STEERING	0.7
KEY SET, CYLINDER	1.0

Ref. No.	Part No.	Description	Reqd. QTY								Serial No.	Parts catalogue code
			1996		1998		1999		2001			
			MT	AT	MT	AT	MT	AT	MT	AT		
1	06350-SX8-T01	CYLINDER SET, KEY (SERVICE) ..	1	1	-	-	-	-	-	-		
	06350-SX8-T02	-	-	-	-	1	-	1	-	-----	T2A,T5B,T9B
	06350-SX8-J81	-	-	1	1	-	-	-	-	-----	T11B,T4B,T8B
	06350-SX8-J82	-	-	-	-	1	-	1	-	-----	T10D,T5C,T6D,T9C
3	35100-SX8-T01	LOCK ASSY., STEERING	1	1	-	-	1	-	1	-	-----	T11C,T11D
	35100-SX8-J81	-	-	1	1	-	1	-	1	-----	T11B,T2A,T4B,T5B,T8B,T9B
	35100-SX8-J81	-	-	1	1	-	1	-	1	-----	T10D,T11C,T11D,T5C,T6D,T9C
4	35102-SV4-003	BOLT, BREAK HEAD	2	2	2	2	2	2	2	2		
5	35103-S04-003	SCREW, RECESSED	2	2	2	2	2	2	2	2		
6	35108-S04-003	HOLDER, COLUMN	-	-	1	1	-	1	-	1	-----	T10D,T11C,T11D,T5C,T6D,T9C
7	35113-SM4-901	KEY, BLANK (MAIN) (BLACK)	(1)	(1)	(1)	(1)	(1)	(1)	(1)	(1)		
8	35113-S10-003	KEY, BLANK (SUB)	(1)	(1)	(1)	(1)	(1)	(1)	(1)	(1)		
9	35130-SX8-T01	SWITCH COMP., STEERING	1	1	-	-	1	-	1	-		
	35130-SX8-J81	-	-	1	1	-	1	-	1	-----	T11B,T2A,T4B,T5B,T8B,T9B
	35130-SX8-J81	-	-	1	1	-	1	-	1	-----	T10D,T11C,T11D,T5C,T6D,T9C
10	35131-SX8-T01	CYLINDER COMP., STEERING	1	1	-	-	1	-	1	-	-----	T11B,T2A,T4B,T5B,T8B,T9B
	35131-SX8-T01	-	-	1	1	-	1	-	1	-----	T11B,T2A,T4B,T5B,T8B,T9B
11	35250-SH3-E23	SWITCH ASSY., COMBINATION ...	-	-	1	1	1	1	1	1	-----	T11B,T5B,T8B,T9B
12	35251-SX8-T00	BODY, SWITCH	1	1	-	-	-	-	-	-		
	35251-SX8-T00	-	-	1	-	1	-	1	1	-----	T2A,T4B
13	35251-S04-A81	BODY COMP., SWITCH (36MM) ...	-	-	1	1	-	1	-	-	-----	T10D,T11C,T11D,T5C,T6D,T9C
	35251-S04-A82	-	-	-	-	-	-	-	1	-----	T11C,T11D
14	35255-SH3-E04	SWITCH ASSY., LIGHTING (B) ..	1	1	-	-	1	-	1	-		
	35255-SH3-E04	-	-	1	1	-	1	-	1	-----	T11B,T2A,T4B,T5B,T8B,T9B
	35255-SR3-E02	-	-	1	1	-	1	-	1	-----	T10D,T11C,T11D,T5C,T6D,T9C



B-11

COMBINATION SWITCH

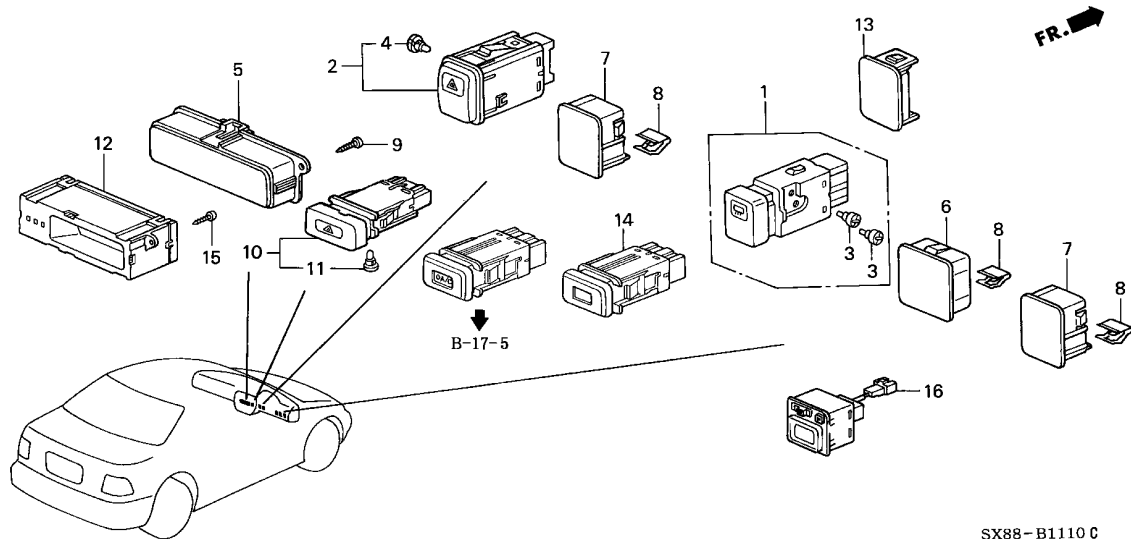


4

Ref. No.	Part No.	Description	Reqd. QTY								Serial No.	Parts catalogue code
			1996		1998		1999		2001			
			MT	AT	MT	AT	MT	AT	MT	AT		
15	35256-SX8-T01	SWITCH ASSY., WIPER	1	1	-	-	-	-	-	-	-	-
	35256-SH3-E22	SWITCH ASSY., WIPER (G)	-	-	1	1	1	1	1	1	-----	T2A,T4B
	35256-SR3-E21	-	-	1	1	-	1	-	1	-----	T11B,T5B,T8B,T9B
		-	-	1	1	-	1	-	1	-----	T10D,T11C,T11D,T5C,T6D,T9C
16	35259-SD5-023	SHOE, HORN (TEC)	1	1	-	-	1	-	1	-	-----	T11B,T2A,T4B,T5B,T8B,T9B
		-	-	1	1	-	1	-	1	-----	
17	35400-692-033	SWITCH ASSY., DOOR	4	4	4	4	4	4	4	4		
18	35409-692-013	SCREW, FLANGE, 4X12	4	4	4	4	4	4	4	4		
19	35410-692-003	COVER, DOOR SWITCH	4	4	4	4	4	4	4	4		
20	53271-SF1-003	CAM, TURN SIGNAL SWITCH CANCEL	1	1	-	-	1	-	1	-	-----	T11B,T2A,T4B,T5B,T8B,T9B
		-	-	1	1	-	1	-	1	-----	
21	93892-05012-08	SCREW-WASHER, 5X12	2	2	2	2	2	2	2	2		
22	93901-32420	SCREW, TAPPING, 3X16	N	N	N	N	N	N	N	N		

B-11-10

SWITCH



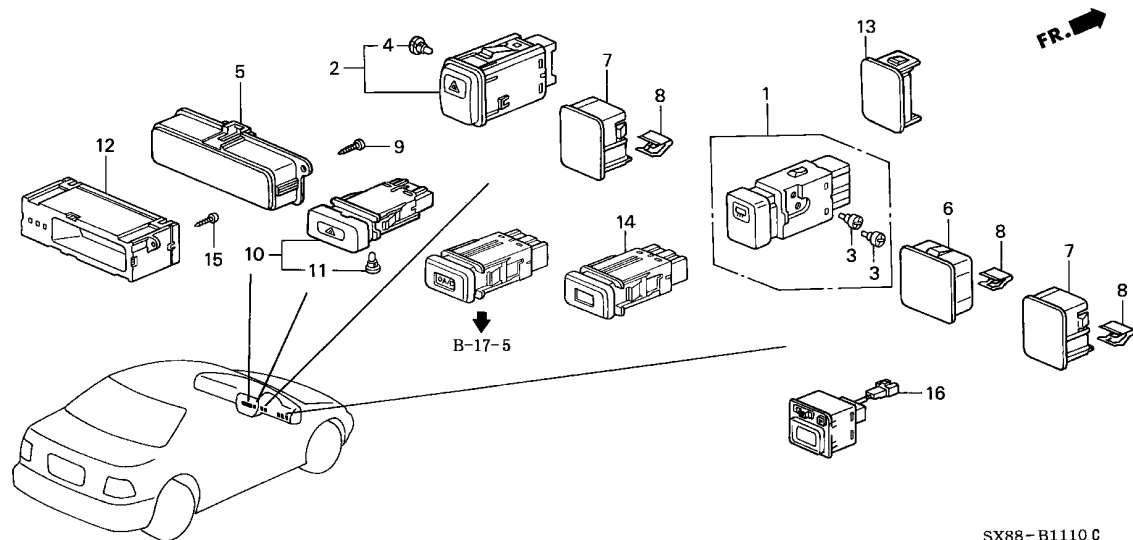
Service item	F.R.T.
SWITCH ASSY., HAZARD (REF NO,2)	0.2
.SWITCH ASSY., REMOTE CONTROL MIRROR	
.SWITCH ASSY., RR. DEFOGGER	
CLOCK ASSY., DIGITAL	0.4
.SWITCH ASSY., HAZARD (REF NO,10)	

Ref. No.	Part No.	Description	Reqd. QTY								Serial No.	Parts catalogue code
			1996		1998		1999		2001			
			MT	AT	MT	AT	MT	AT	MT	AT		
1	35500-SH3-013	SWITCH ASSY., RR. DEFOGGER ..	-	-	1	-	1	-	1	1	-----	T11B,T11C,T11D,T5B,T5C,T6D,T8B
2	35510-SX8-T01	SWITCH ASSY., HAZARD	1	1	1	1	-	-	-	-	-----	
3	35851-SM4-003	BULB, NEO WEDGE (14V 60MA)	-	-	2	-	2	-	-	-	-----	T11B,T5B,T5C,T6D,T8B
		(TEC)	-	-	-	2	-	2	-	-	-----	
	35851-SB2-003	BULB, NEO WEDGE (T3)	-	-	-	-	-	2	2	-	-----	T11B,T11C,T11D,T8B
4	35851-SM4-003	BULB, NEO WEDGE (14V 60MA)	-	-	-	-	-	-	-	-	-----	
		(TEC)	1	1	1	1	-	-	-	-	-----	
5	77602-SX8-T00	LID, CLOCK HOLE	1	1	-	-	-	-	-	-	-----	T2A,T4B,T5C,T9C
			-	-	-	-	1	1	-	-	-----	T8B
6	77726-SJ5-000ZG	LID, REMOTE CONTROL MIRROR									-----	
		HOLE									-----	
		NH264L.....CLASSY GRAY	1	1	-	-	-	-	-	-	-----	
			-	-	1	-	1	-	1	-	-----	T2A
	77726-SJ5-000ZH	*NH361L*.....CF GRAY	-	-	-	-	-	1	1	-	-----	T4B
7	77728-SJ5-000ZD	LID, SWITCH HOLE									-----	
		NH264L.....CLASSY GRAY	3	3	-	2	-	2	-	-	-----	T11B,T5B,T5C,T6D,T8B
			-	-	2	-	2	-	-	-	-----	T2A
			-	-	3	-	3	-	3	-	-----	T11B,T11C,T11D,T8B
	77728-SJ5-000ZE	*NH361L*.....CF GRAY	-	-	-	-	-	2	2	-	-----	T4B
			-	-	-	-	-	3	3	-	-----	T11B,T11C,T11D,T8B
	77728-SJ5-000ZF	*YR169L*.....MILD BEIGE	-	-	-	-	-	2	2	-	-----	
8	90666-SD4-000	CLIP, PILLAR LINING	N	N	N	N	N	N	N	N	-----	
9	93913-14420	SCREW, TAPPING, 4X16(PO)	2	2	-	-	-	-	-	-	-----	T2A,T4B,T5C,T9C
			-	-	2	2	2	2	2	-	-----	T8B
			-	-	-	2	2	-	-	-	-----	



B-11-10

SWITCH



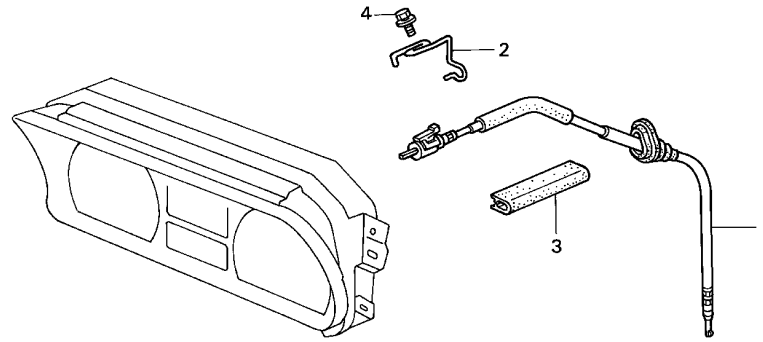
SX88-B1110 C

Ref. No.	Part No.	Description	Reqd. QTY								Serial No.	Parts catalogue code
			1996		1998		1999		2001			
			MT	AT	MT	AT	MT	AT	MT	AT		
10	35510-SX8-T51 35510-SX8-T91	SWITCH ASSY., HAZARD	-	-	-	-	1	1	-	-		
11	35861-S84-T01	BULB, NEO WEDGE (T3)(14V 60MA) (TOYO)	-	-	-	-	1	1	1	1		
12	39700-SX8-T01	CLOCK ASSY., DIGITAL	-	-	1	1	1	1	1	1	T10D,T11B,T11C,T11D,T5B,T6D,T9B	
13	77726-SX8-T50ZA *NH264L*.....CLASSY GRAY	LID, SWITCH HOLE	-	-	-	-	1	1	-	-		
	77726-SX8-T50ZB *NH361L*.....CF GRAY		-	-	-	-	-	-	1	-	T2A	
	77726-SX8-T50ZC *YR169L*.....MILD BEIGE		-	-	-	-	-	-	1	1	T11B,T11C,T11D,T8B	
14	79562-S50-003ZA *NH167L*.....GRAPHITE BLACK	LID, AIR CONDITIONER	-	-	-	-	1	1	1	1		
15	93913-14480	SCREW, TAPPING, 4X16(PO)	-	-	1	1	1	1	1	1	T10D,T11B,T11C,T11D,T5B,T6D,T9B	
16	35190-SJ4-003	SWITCH ASSY., REMOTE CONTROL MIRROR (ALPS)	-	-	1	-	1	-	1	1	T11B,T11C,T11D,T5B,T5C,T6D,T8B	

B-12

SPEEDOMETER CABLE

FR.



SX88-B1200

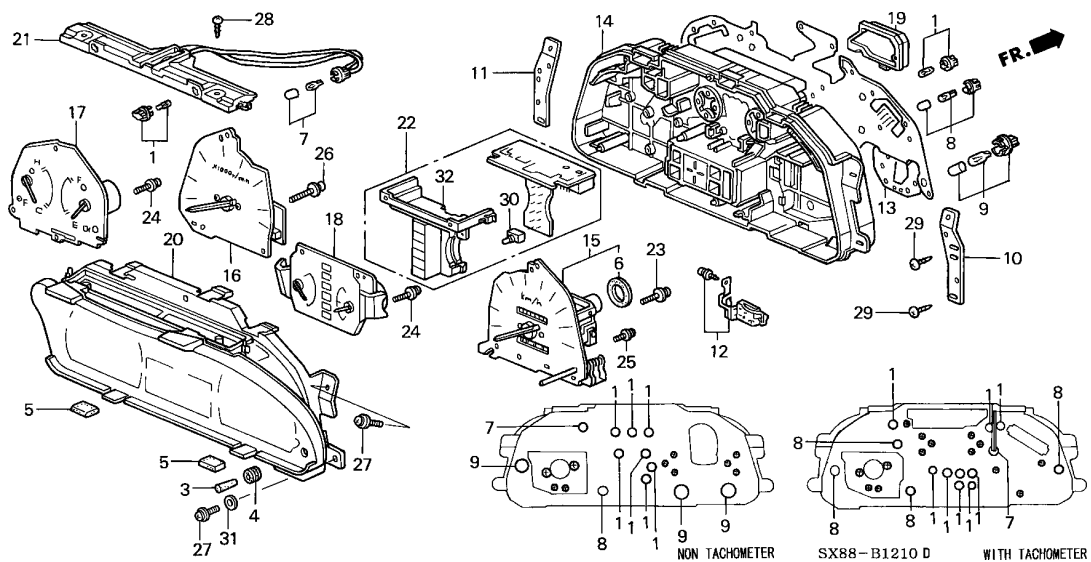
Service item	F.R.T.
CABLE ASSY., SPEEDOMETER	0.4

Ref. No.	Part No.	Description	Reqd. QTY								Serial No.	Parts catalogue code	
			1996		1998		1999		2001				
			MT	AT	MT	AT	MT	AT	MT	AT			
1	78410-SH3-023	CABLE ASSY., SPEEDOMETER	1	1	1	1	1	1	1	1	1		
2	78411-SX8-T00	CLAMP, SPEEDOMETER CABLE (RH)	1	1	1	1	1	1	1	1	1		
3	91561-SH3-000	PROTECTOR, CABLE	1	1	1	1	1	1	1	1	1		
4	93403-06016-08	BOLT-WASHER, 6X16	1	1	1	1	1	1	1	1	1		

4

B-12-10

COMBINATION METER COMPONENTS(NS)



Service item	F.R.T.
AMPLIFIER ASSY.	0.5
.ILLUMINATION ASSY. METER ASSY., FUEL & TEMPERATURE	0.6
.SPEEDOMETER ASSY. .SWITCH ASSY., REED .TACHOMETER ASSY. .VISOR ASSY., METER	
PANEL, PRINT	0.7
CIRCUIT ASSY., AT-INDICATOR ..	0.8
CASE ASSY.	0.9

4

Ref. No.	Part No.	Description	Reqd. QTY								Serial No.	Parts catalogue code
			1996		1998		1999		2001			
			MT	AT	MT	AT	MT	AT	MT	AT		
1	35505-SA5-003	SOCKET ASSY., BULB (14V 1.4W) (NS)(BASE:BLACK)	N	N	N	N	N	N	N	N		
3	37106-SB2-003	KNOB, TRIP (NS)	1	1	1	1	1	1	1	1		
4	37114-671-005	GROMMET, TRIP KNOB (NS)	1	1	1	1	1	1	1	1		
5	37115-SA0-601	PACKING (NS)	2	2	2	2	2	2	2	2		
6	37116-SB3-003	RUBBER, SPEEDOMETER (NS)	1	1	1	1	1	1	1	1		
7	37237-SJ4-J00	BULB (3W T6.5 CAP)(NS)	1	1	1	1	1	1	1	1		
8	37238-SD2-A00	BULB & SOCKET (T6.5 CAP)(NS) (BASE:BROWN)	N	N	N	N	N	N	N	N		
9	37238-SD2-003	BULB & SOCKET (12V 3.4W CAP) (NS)	3	-	3	-	3	-	3	3	-----	T1A,T2A,T4B
10	77116-SX8-T00ZZ	BRACKET, R. METER	1	1	1	1	1	1	1	1		
11	77117-SX8-T00ZZ	BRACKET, L. METER	1	1	1	1	1	1	1	1		
12	78106-SH3-003	SWITCH ASSY., REED	1	1	1	1	1	1	1	1		
13	78108-SX8-T01	PANEL, PRINT	1	-	1	-	1	-	1	-	-----	T1A,T2A,T4B
	78108-SX8-T11	1	-	1	-	1	-	1	-	-----	T11B,T3B,T5B,T8B
	78108-SX8-T51	-	1	-	-	-	-	-	-		
	78108-SX8-J81	-	-	1	-	1	-	1	-	-----	T11B,T8B,T9B
	78108-SX8-J91	-	-	1	-	1	-	1	-	-----	T5C,T6D
	78108-SX8-Y21	-	-	-	-	-	-	1	-	-----	T10D,T11C,T11D,T9C
14	78110-SH3-N01	CASE ASSY. (NS) (NON TACHOMETER)	1	-	1	-	1	-	1	1	-----	T1A,T2A,T4B
	78110-SH3-901	CASE ASSY. (NS)	1	-	1	1	-	-	-	-	-----	T3B,T5B,T9B
	78110-SX8-J81	CASE ASSY.	-	-	1	1	1	-	1	1	-----	T10D,T11B,T11C,T11D,T5C,T6D,T8B,T9C
			-	-	-	-	-	1	-	-		

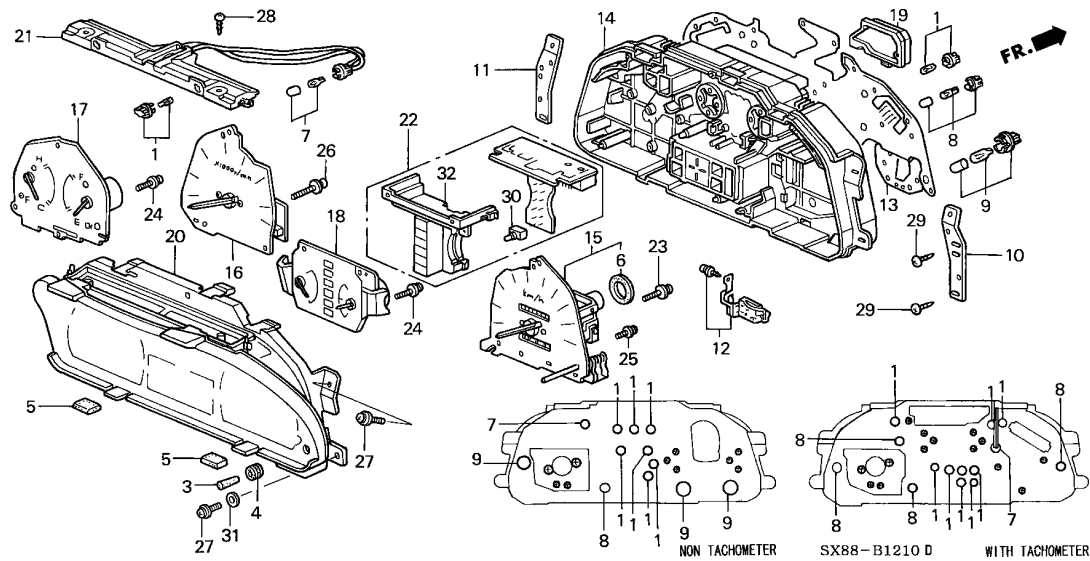
B-12-10

COMBINATION METER COMPONENTS(NS)

Ref. No.	Part No.	Description	Reqd. QTY								Serial No.	Parts catalogue code	
			1996		1998		1999		2001				
			MT	AT	MT	AT	MT	AT	MT	AT			
15	78115-SX8-D11	SPEEDOMETER ASSY.	1	-	-	-	-	-	-	-	-	-----	T3B
	78115-SX8-M11	-	1	-	-	-	-	-	-	-	-----	T5B,T5C,T6D
	78115-SX8-T01	1	-	1	-	1	-	1	1	-----	T1A,T2A,T4B	
	78115-SX8-T21	-	-	-	-	1	1	-	-	-----	T8B	
	78115-SX8-T41	-	-	-	-	1	1	-	-	-----	T11B,T11C,T11D	
	78115-SX8-T22	-	-	-	-	-	-	1	1	-----	T8B	
	78115-SX8-T42	-	-	-	-	-	-	1	1	-----	T11B,T11C,T11D	
16	78125-SX8-T11	TACHOMETER ASSY.	1	-	1	-	-	-	-	-	-	-----	T3B,T5B,T5C,T6D
	78125-SX8-T21	-	1	-	1	-	-	-	-	-	-----	T8B
	78125-SX8-T61	-	-	-	-	1	1	-	-	-----	T11B,T11C,T11D	
	78125-SX8-T31	-	-	-	-	-	-	1	1	-----	T8B	
	78125-SX8-T71	-	-	-	-	-	-	1	1	-----	T11B,T11C,T11D	
17	78130-SX8-T01	METER ASSY., FUEL & TEMPERATURE	1	-	1	-	-	-	-	-	-	-----	T1A,T2A
	78130-SX8-T02	-	-	-	-	1	-	1	-	-	-----	T2A,T4B
	78130-SX8-Y21	-	-	-	-	-	-	-	1	-	-----	T4B
18	78130-SX8-T11	METER ASSY., FUEL & TEMPERATURE	1	-	1	-	-	-	-	-	-	-----	T3B,T5B,T5C,T6D
	78130-SX8-T51	-	1	-	1	-	-	-	-	-	-----	T11B,T8B
	78130-SX8-T21	-	-	-	-	-	1	-	-	-	-----	T11B,T8B
	78130-SX8-T31	-	-	-	-	-	-	1	-	-	-----	T11B,T8B
	78130-SX8-T61	-	-	-	-	-	-	1	-	-	-----	T11B,T8B
	78130-SX8-T71	-	-	-	-	-	-	-	1	-	-----	T11B,T11C,T11D,T8B
19	78140-SX8-J61	AMPLIFIER ASSY.	-	-	1	1	-	1	-	1	-	-----	T11C,T5C,T9C
	78140-SX8-J81	-	-	1	1	-	1	-	1	-	-----	T10D,T11D,T6D
20	78155-SX8-T01	VISOR ASSY., METER	1	-	1	-	1	-	1	1	-	-----	T1A,T2A,T4B
	78155-SX8-T51	1	-	1	1	1	1	-	-	-	-----	T11B,T3B,T5B,T8B,T9B
	78155-SX8-J61	-	1	-	1	-	1	-	-	-	-----	T11C,T5C,T9C
	78155-SX8-J81	-	-	1	1	-	1	-	-	-	-----	T10D,T11D,T6D
	78155-SX8-J71	-	-	-	-	-	-	-	1	-	-----	T11C
	78155-SX8-J91	-	-	-	-	-	-	-	1	-	-----	T11D
	78155-SX8-T61	-	-	-	-	-	-	1	1	-	-----	T11B,T8B
21	78166-SX8-T01	ILLUMINATION ASSY.	1	-	1	-	1	-	1	1	-	-----	T1A,T2A,T4B
	78166-SX8-T11	1	-	1	-	1	-	1	1	-	-----	T11B,T11C,T11D,T3B,T5B,T5C,T6D,T8B
22	78230-SH3-911	CIRCUIT ASSY., AT-INDICATOR (NS)	-	1	-	1	-	-	-	-	-	-----	
	78230-SX8-911	CIRCUIT ASSY., AT-INDICATOR	-	-	-	-	-	-	1	-	-	-----	
	78230-SH3-N11	CIRCUIT ASSY., AT-INDICATOR (NS)	-	-	-	-	-	-	-	1	-	-----	T11B,T11C,T11D,T8B
			-	-	-	-	-	-	-	-	1	-----	T4B
23	90131-SD2-003	SCREW-WASHER, 4X12(NS)	2	2	2	2	2	2	2	2	2	-----	
24	90131-SF4-003	SCREW-WASHER, 3X16(NS)	6	6	6	6	6	6	6	6	6	-----	
25	90134-SH3-003	SCREW-WASHER, 3X10(NS)	2	2	2	2	2	2	2	2	2	-----	
26	90136-SK7-003	SCREW-WASHER, 3X20	3	-	3	-	-	-	-	-	-	-----	T3B,T5B,T5C,T6D
	90133-SL9-003	SCREW-WASHER, 3X18	-	3	-	3	-	-	-	-	-	-----	T11B,T11C,T11D,T8B
			-	-	-	-	-	3	-	-	-	-----	
27	93891-04016-08	SCREW-WASHER, 4X16	4	4	4	4	4	4	4	4	4	-----	
28	93901-24120	SCREW, TAPPING, 4X8	2	2	2	2	2	2	2	2	2	-----	
29	93913-14420	SCREW, TAPPING, 4X16(PO)	4	4	4	4	4	4	4	4	4	-----	

B-12-10

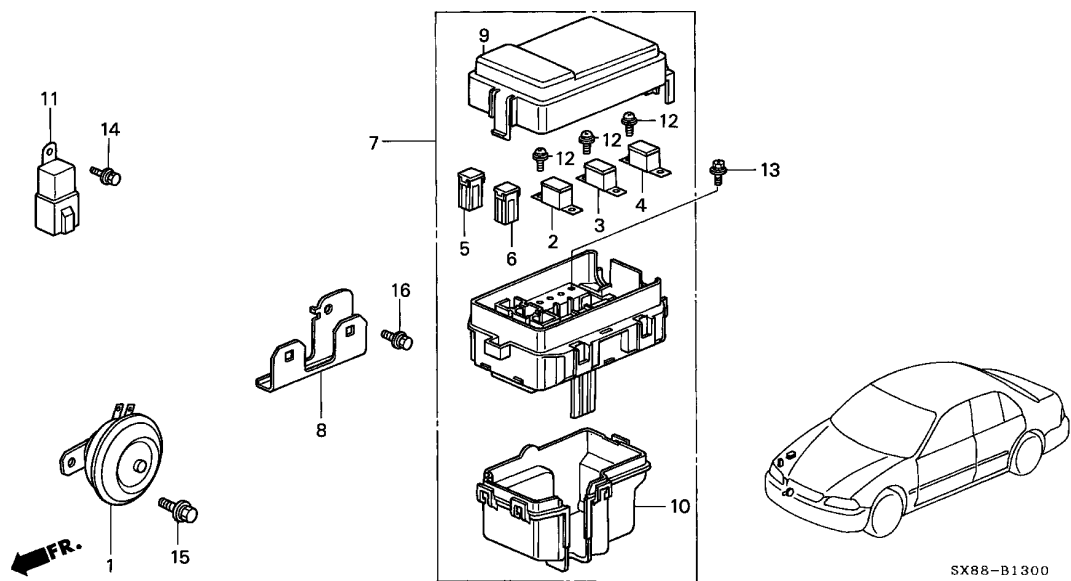
COMBINATION METER COMPONENTS(NS)



Ref. No.	Part No.	Description	Reqd. QTY								Serial No.	Parts catalogue code
			1996		1998		1999		2001			
			MT	AT	MT	AT	MT	AT	MT	AT		
30	78181-ST5-305	BULB & SOCKET ASSY.	-	6	-	6	-	6	-	-	-	-
	78181-SH3-305	-	-	-	-	-	-	6	6	-----	T11B,T11C,T11D,T8B T4B
31	94101-05000	WASHER, PLAIN, 5MM	-	-	-	-	3	-	3	3	-----	T11B,T11C,T11D,T8B
32	78235-SH3-N01	CASE ASSY., AT-INDICATOR	-	-	-	-	-	-	1	-	-----	T4B

B-13

CONTROL UNIT (ENGINE ROOM)



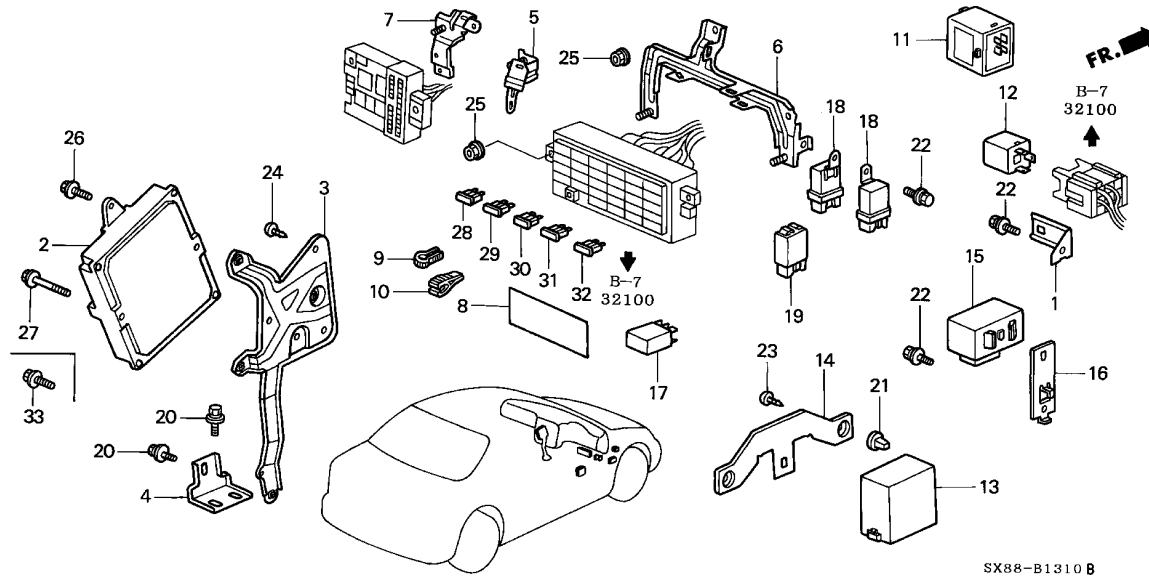
Service item	F.R.T.
HORN ASSY., LOW	0.2
.RELAY ASSY., POWER	
BOX ASSY., MAIN FUSE	0.3

Ref. No.	Part No.	Description	Reqd. QTY								Serial No.	Parts catalogue code
			1996		1998		1999		2001			
			MT	AT	MT	AT	MT	AT	MT	AT		
1	38100-SX8-T01	HORN ASSY., LOW (DENSO)	1	1	1	1	1	1	1	1		
2	38212-SM4-003	FUSE, BLOCK (40A)	1	1	1	1	1	1	1	1		
3	38213-SM4-003	FUSE, BLOCK (50A)	1	1	1	1	1	1	1	1		
4	38215-SX8-003	FUSE, BLOCK (70A)	1	1	1	1	1	1	1	1		
5	38231-S04-003	FUSE, BLOCK (30A)	1	1	1	1	1	1	1	1		
6	38231-S04-961	FUSE, BLOCK (40A)	1	-	2	-	2	-	2	2	-----	T1A,T11B,T11C,T11D,T5B,T5C,T6D,T8B
			2	-	1	-	1	-	1	1	-----	T2A,T3B,T4B
7	38250-SX8-T01	BOX ASSY., MAIN FUSE	1	-	1	-	1	-	1	1	-----	T11B,T11C,T11D,T3B,T5B,T5C,T6D,T8B
			-	1	-	1	-	1	-	-		
	38250-SX8-T11	1	-	1	-	1	-	1	1	-----	T1A,T2A,T4B
8	38251-SX8-T00	STAY, MAIN FUSE BOX	1	1	1	1	1	1	1	1		
9	38251-SX8-T01	COVER, UPPER	1	1	1	1	1	1	1	1		
10	38252-SX8-T01	COVER, LOWER	1	1	1	1	1	1	1	1		
11	39795-SB2-003	RELAY ASSY., POWER (4P) (MITSUBA) (RC-2201)	1	1	1	1	1	1	1	1		
12	90129-SX8-003	SCREW-WASHER, 5X12	6	6	6	6	6	6	6	6		
13	90130-SR3-003	BOLT, 5X13	1	1	1	1	1	1	1	1		
14	93403-06012-08	BOLT-WASHER, 6X12	1	1	1	1	1	1	1	1		
15	93403-08016-08	BOLT-WASHER, 8X16	1	1	1	1	1	1	1	1		
16	93405-06016-08	BOLT-WASHER, 6X16	1	1	1	1	1	1	1	1		



B-13-10

CONTROL UNIT(CABIN)



Service item	F.R.T.
RELAY ASSY., INTERMITTENT	
WIPER	0.2
RELAY ASSY., POWER	
RELAY, TURN & HAZARD	
CONTROL UNIT, AUTO DOOR LOCK	0.4
CONTROL UNIT, ELECTRONIC	0.7
RELAY ASSY., MAIN	1.1

4

Ref. No.	Part No.	Description	Reqd. QTY								Serial No.	Parts catalogue code
			1996		1998		1999		2001			
			MT	AT	MT	AT	MT	AT	MT	AT		
1	32313-SX8-T00	BRACKET, TURN SIGNAL & HAZARD	1	1	1	1	1	1	1	1		
2	37820-P3R-T01	CONTROL UNIT, ELECTRONIC	1	-	-	-	-	-	-	-		
	37820-P3R-T51	-	1	-	-	-	-	-	-		
	37820-P3S-T01	-	-	1	-	-	-	-	-		
	37820-P3S-T51	-	-	-	1	-	-	-	-	-----	T2A,T4B,T8B
	37820-PJT-T01	-	-	-	-	1	-	-	1	-----	T4B,T8B
	37820-PJT-T51	-	-	-	-	1	-	1	-	-----	T11B
3	37821-P3R-T00	BRACKET COMP., ELECTRONIC CONTROL UNIT	1	1	-	-	-	-	-	-		
	37821-PJT-T00	-	-	1	1	1	1	1	1	-----	T10D,T2A,T4B,T5B,T6D,T8B,T9B
	37821-PJT-T51	-	-	-	-	1	1	1	1	-----	T11B,T11C,T11D
4	37824-P3R-T00	STAY, ELECTRONIC CONTROL UNIT BRACKET	1	1	1	1	1	1	1	1		
5	38203-SX8-J80	BRACKET, R. FUSE BOX (A)	-	-	1	1	-	1	-	1	-----	T10D,T11C,T11D,T5C,T6D,T9C
6	38203-SX8-T00	BRACKET, R. FUSE BOX	1	1	-	-	1	-	1	-		
	38204-SX8-J80	BRACKET, R. FUSE BOX (B)	-	-	1	1	-	1	-	1	-----	T11B,T2A,T4B,T5B,T8B,T9B
8	38205-SX8-T00	LABEL, FUSE	1	1	-	-	1	-	1	-	-----	T10D,T11C,T11D,T5C,T6D,T9C
	38205-SX8-J80	-	-	1	1	-	1	-	1	-----	T11B,T2A,T4B,T5B,T8B,T9B
9	38235-SA5-003	PULLER, FUSE (SUMITOMO)	1	1	-	-	1	-	1	-	-----	T10D,T11C,T11D,T5C,T6D,T9C
	38235-SX8-003	-	-	1	1	-	1	-	1	-----	T11B,T2A,T4B,T5B,T8B,T9B
10	38235-SX8-003	PULLER, MINI FUSE (TAIHEIYO)	-	-	1	1	-	1	-	1	-----	T10D,T11C,T11D,T5C,T6D,T9C

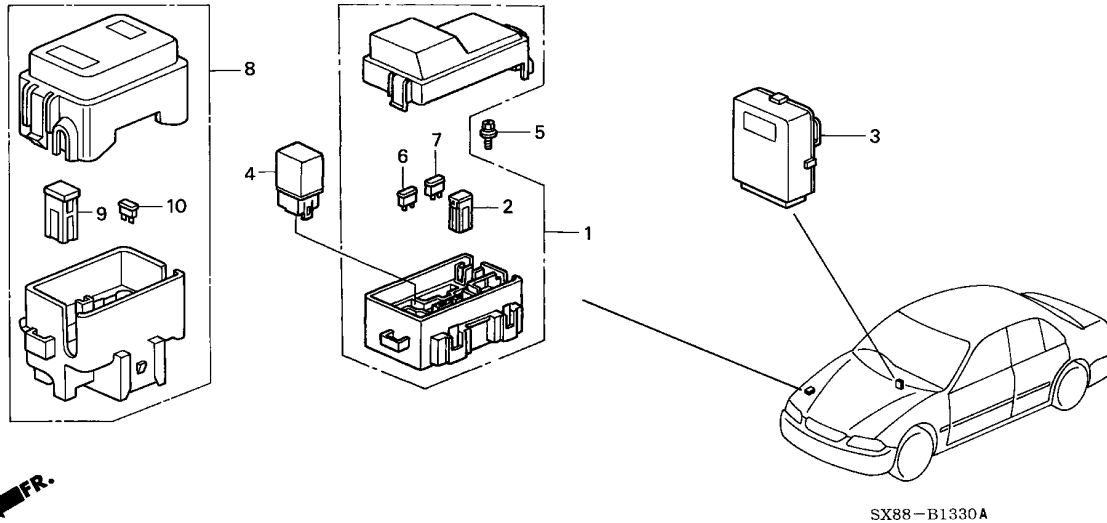
B-13-10

CONTROL UNIT(CABIN)

Ref. No.	Part No.	Description	Reqd. QTY								Serial No.	Parts catalogue code	
			1996		1998		1999		2001				
			MT	AT	MT	AT	MT	AT	MT	AT			
11	38290-SA5-003	RELAY ASSY., INTERMITTENT WIPER (MITSUBA) (IS-2206)	-	-	1	-	1	-	1	1	-----	-----	T11B,T11C,T11D,T5B,T5C,T6D,T8B
12	38300-SS1-004	RELAY, TURN & HAZARD (DENSO) (5-166500-090)	1	1	1	1	1	1	1	1	-----	-----	T3B
13	38380-SX8-T01	CONTROL UNIT, AUTO DOOR LOCK	1	-	-	-	-	-	-	-	-----	-----	T11B,T11C,T11D,T5B,T5C,T6D,T8B
	38380-SX8-T02	-	-	1	-	1	-	1	1	-----	-----	T11B,T11C,T11D,T5B,T5C,T6D,T8B
14	38381-SX8-T00	BRACKET, DOOR LOCK UNIT	1	-	1	-	1	-	1	1	-----	-----	T11B,T11C,T11D,T3B,T5B,T5C,T6D,T8B
15	39400-SV4-003	RELAY ASSY., MAIN	1	1	1	1	1	1	1	1	-----	-----	
16	39401-SX8-T00	STAY, MAIN RELAY	1	1	1	1	1	1	1	1	-----	-----	
17	39794-S04-003	RELAY ASSY., POWER (4P) (MICRO ISO) (MITSUBA)	-	-	N	N	-	N	-	N	-----	-----	T10D,T11C,T11D,T5C,T6D,T9C
18	39797-SE0-004	RELAY ASSY., POWER (4P) (MITSUBA) (RC-2201)	N	N	N	N	N	N	N	N	-----	-----	T11B,T11C,T11D,T5B,T5C,T6D,T8B
19	39797-SH2-003	RELAY ASSY., POWER (4P) (DENSO)	-	-	1	-	1	-	1	1	-----	-----	
20	90105-634-000	BOLT-WASHER, 8X20	3	3	3	3	3	3	3	3	-----	-----	
21	90665-SM4-000	GROMMET, SCREW, 4MM(YELLOW) ..	2	-	2	-	2	-	2	2	-----	-----	T11B,T11C,T11D,T3B,T5B,T5C,T6D,T8B
22	93403-06012-08	BOLT-WASHER, 6X12	N	N	N	N	N	N	N	N	-----	-----	
23	93903-14380	SCREW, TAPPING, 4X12	2	-	2	-	2	-	2	2	-----	-----	T11B,T11C,T11D,T3B,T5B,T5C,T6D,T8B
24	93913-14420	SCREW, TAPPING, 4X16(PO)	3	3	3	3	3	3	3	3	-----	-----	
25	94050-06080	NUT, FLANGE, 6MM	3	3	3	3	4	4	4	4	-----	-----	
26	95701-06016-08	BOLT, FLANGE, 6X16	1	1	1	1	1	-	-	-	-----	-----	T2A,T4B
	95701-06012-08	BOLT, FLANGE, 6X12	-	-	-	-	-	-	1	1	-----	-----	T11B,T11C,T11D,T8B
27	95701-06045-08	BOLT, FLANGE, 6X45	2	2	2	2	2	2	-	-	-----	-----	T2A,T4B
28	98200-30750	FUSE, BLADE (7.5A)	N	N	-	-	N	-	N	-	-----	-----	T11B,T2A,T4B,T5B,T8B,T9B
	98200-40750	FUSE, MINI (7.5A)	-	-	N	N	-	N	-	N	-----	-----	T10D,T11C,T11D,T5C,T6D,T9C
29	98200-31000	FUSE, BLADE (10A)	N	N	-	-	N	-	N	-	-----	-----	T11B,T2A,T4B,T5B,T8B,T9B
	98200-41000	FUSE, MINI (10A)	-	-	N	N	-	N	-	N	-----	-----	T10D,T11C,T11D,T5C,T6D,T9C
30	98200-31500	FUSE, BLADE (15A)	N	N	-	-	N	-	N	-	-----	-----	T11B,T2A,T4B,T5B,T8B,T9B
	98200-41500	FUSE, MINI (15A)	-	-	N	N	-	N	-	N	-----	-----	T10D,T11C,T11D,T5C,T6D,T9C
31	98200-32000	FUSE, BLADE (20A)	N	N	-	-	N	-	N	-	-----	-----	T11B,T2A,T4B,T5B,T8B,T9B
	98200-42000	FUSE, MINI (20A)	-	-	N	N	-	N	-	N	-----	-----	T10D,T11C,T11D,T5C,T6D,T9C
32	98200-43000	FUSE, MINI (30A)	-	-	N	N	-	N	-	N	-----	-----	T10D,T11C,T11D,T5C,T6D,T9C
33	95701-06012-08	BOLT, FLANGE, 6X12	-	-	-	-	-	-	2	2	-----	-----	T11B,T11C,T11D,T8B

B-13-30

ABS UNIT



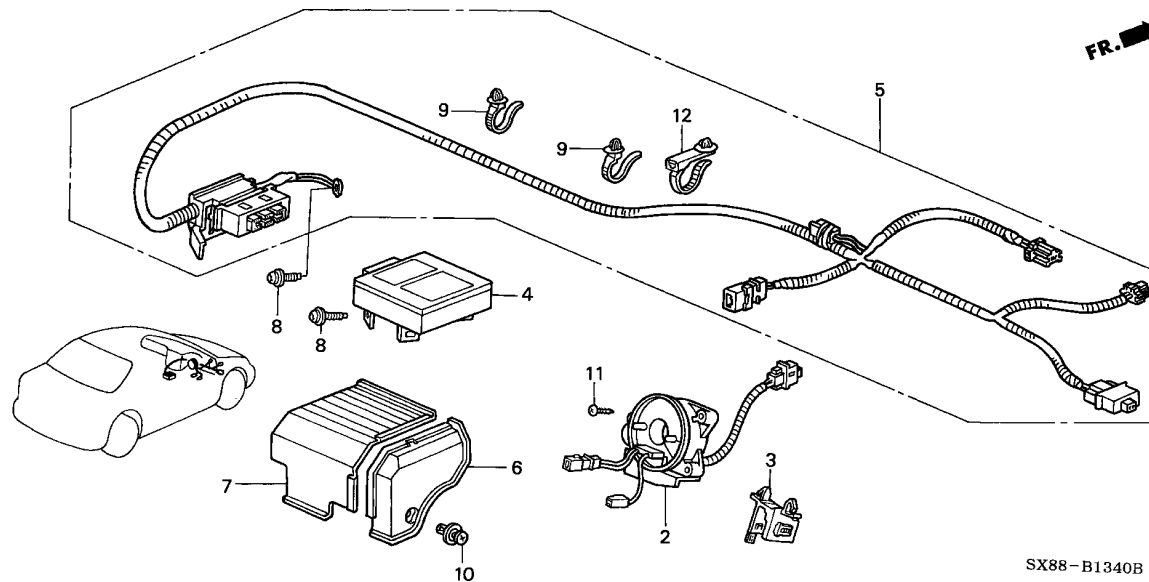
Service item	F.R.T.
RELAY ASSY., POWER	0.2
BOX ASSY., ABS FUSE	0.3
ABS UNIT	0.6

4

Ref. No.	Part No.	Description	Reqd. QTY								Serial No.	Parts catalogue code
			1996		1998		1999		2001			
			MT	AT	MT	AT	MT	AT	MT	AT		
1	38230-SX8-J81	BOX ASSY., ABS FUSE	-	-	1	1	-	1	-	-	-----	T10D,T11D,T6D
2	38231-S04-961	FUSE, BLOCK (40A)	-	-	1	1	-	1	-	-	-----	T10D,T11D,T6D
3	39790-SX8-J81	ABS UNIT	-	-	1	1	-	1	-	-	-----	T10D,T11D,T6D
4	39792-SP0-014	RELAY ASSY., POWER (4P) (MITSUBA) (12V NO)	-	-	1	1	-	1	-	-	-----	T10D,T11D,T6D
5	90153-SA5-900	SCREW-WASHER, 5X9	-	-	1	1	-	-	-	-	-----	T10D,T6D
	90130-SR3-003	BOLT, 5X13	-	-	-	-	-	1	-	-	-----	T11D
6	98200-40750	FUSE, MINI (7.5A)	-	-	1	1	-	1	-	-	-----	T10D,T11D,T6D
7	98200-42000	FUSE, MINI (20A)	-	-	1	1	-	1	-	-	-----	T10D,T11D,T6D
8	38230-S47-N01	BOX ASSY., ABS FUSE	-	-	-	-	-	-	-	1	-----	T11D
9	38231-S04-003	FUSE, BLOCK (30A)	-	-	-	-	-	-	-	1	-----	T11D
10	98200-32000	FUSE, BLADE (20A)	-	-	-	-	-	-	-	1	-----	T11D

B-13-40

SRS UNIT

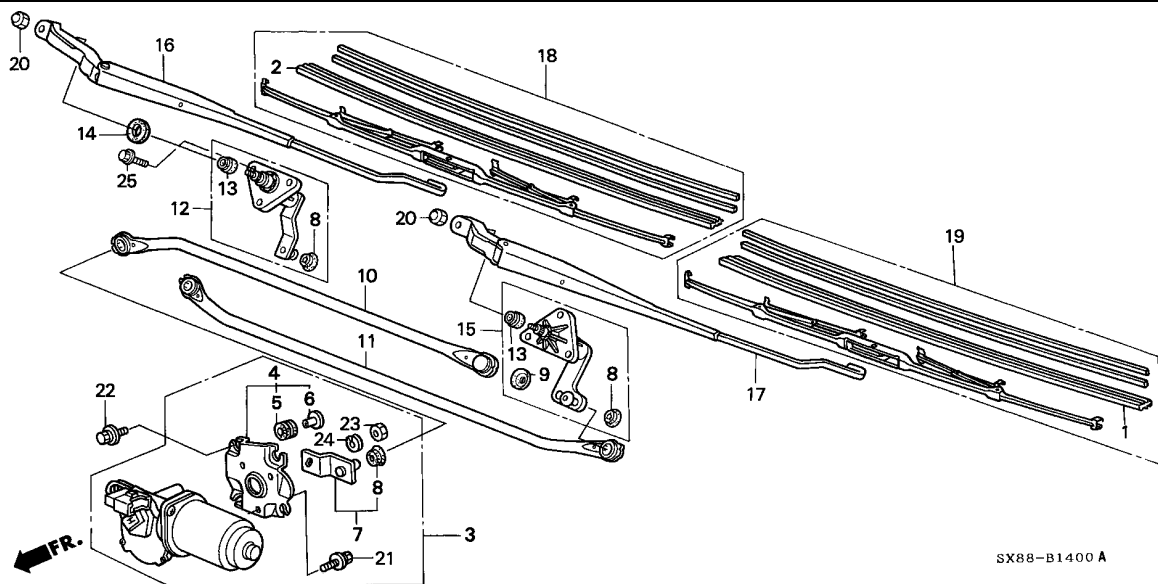


Service item	F.R.T.
SRS UNIT	0.5
HARNESS, SRS MAIN	0.8
.REEL ASSY., CABLE	

Ref. No.	Part No.	Description	Reqd. QTY								Serial No.	Parts catalogue code
			1996		1998		1999		2001			
			MT	AT	MT	AT	MT	AT	MT	AT		
2	77900-S30-G91	REEL ASSY., CABLE	-	-	1	1	-	1	-	1	-----	T10D,T11C,T11D,T5C,T6D,T9C
3	77907-S04-003	HOLDER, CONNECTOR (2P)	-	-	1	1	-	1	-	1	-----	T10D,T11C,T11D,T5C,T6D,T9C
4	77960-SX8-N81	SRS UNIT	-	-	1	1	-	-	-	-	-----	T10D,T5C,T6D,T9C
	77960-SX8-N83	-	-	-	-	-	1	-	1	-----	T11C,T11D
5	77961-SX8-J80	HARNESS, SRS MAIN	-	-	1	1	-	1	-	1	-----	T10D,T11C,T11D,T5C,T6D,T9C
6	77963-SX8-J80	COVER, R. SRS UNIT	-	-	1	1	-	1	-	1	-----	T10D,T11C,T11D,T5C,T6D,T9C
7	77964-SX8-J80	COVER, L. SRS UNIT	-	-	1	1	-	1	-	1	-----	T10D,T11C,T11D,T5C,T6D,T9C
8	90137-SR3-003	BOLT, TORX EARTH, 6X25	-	-	5	5	-	-	-	-	-----	T10D,T5C,T6D,T9C
	90137-S84-A01	BOLT, TORX EARTH, 6X20	-	-	-	-	-	5	-	5	-----	T11C,T11D
9	91540-S30-003	CLIP, HARNESS BAND (NATURAL) (151.5MM)	-	-	5	5	-	5	-	5	-----	T10D,T11C,T11D,T5C,T6D,T9C
10	91550-SH3-003ZG	CLIP, RR. PANEL LINING *NH120L*.....STAR BLACK	-	-	2	2	-	2	-	2	-----	T10D,T11C,T11D,T5C,T6D,T9C
11	93913-14480	SCREW, TAPPING, 4X16(PO)	-	-	3	3	-	3	-	3	-----	T10D,T11C,T11D,T5C,T6D,T9C
12	32132-SM4-003	CLIP, HARNESS BAND OFFSET (20) (BLACK)	-	-	1	1	-	1	-	1	-----	T10D,T11C,T11D,T5C,T6D,T9C

B-14

FRONT WINDSHIELD WIPER



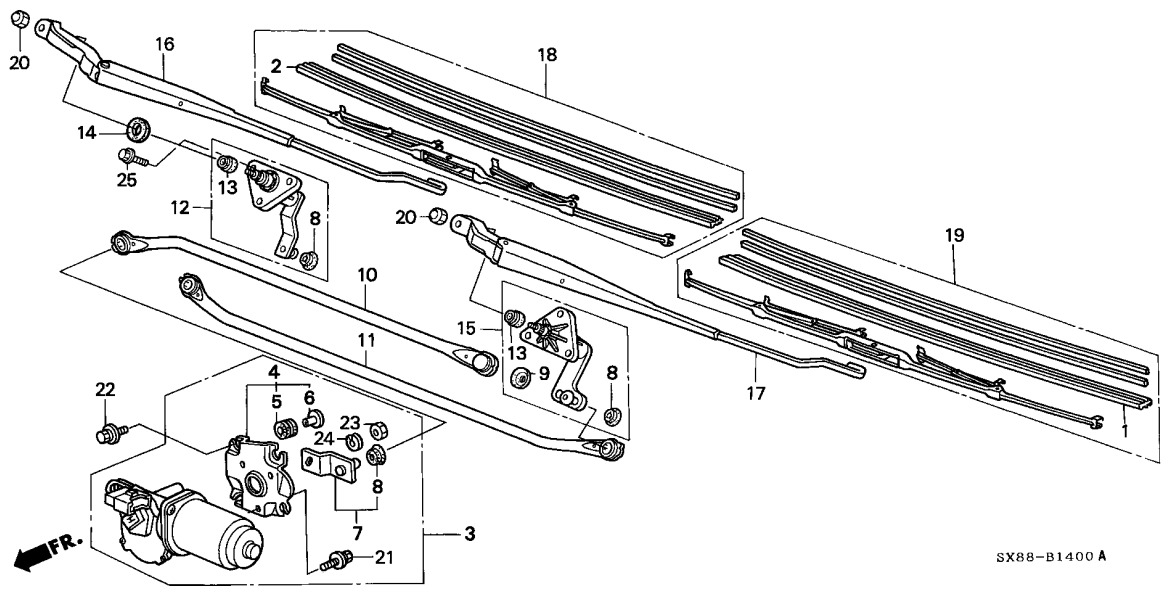
Service item	F.R.T.
BLADE, WINDSHIELD WIPER	0.1
.RUBBER, BLADE	
ARM, WINDSHIELD WIPER	0.2
MOTOR COMP., FR. WIPER	0.3
PIVOT ASSY. C	0.5
(ADD 0.1 FOR EACH.)	
ROD UNIT A	0.6
(SAME TIME FOR TWO UNITS)	

4

Ref. No.	Part No.	Description	Reqd. QTY								Serial No.	Parts catalogue code
			1996		1998		1999		2001			
			MT	AT	MT	AT	MT	AT	MT	AT		
1	38472-SB2-003	RUBBER, BLADE (450MM)	1	1	1	1	1	1	1	1		
2	38472-SB3-003	RUBBER, BLADE (475MM)	1	1	1	1	1	1	1	1		
3	76505-SX8-T01	MOTOR COMP., FR. WIPER (RH) -	1	1	1	1	1	1	1	1		
4	76507-SX8-T01	BRACKET, UNIT	1	1	1	1	1	1	1	1		
5	76510-SX0-003	MOUNT, RUBBER (B)	4	4	4	4	4	4	4	4		
6	76511-SX0-003	COLLAR (FLANGE)	4	4	4	4	4	4	4	4		
7	76520-SX8-T01	LINK UNIT A	1	1	1	1	1	1	1	1		
8	76524-SD4-003	DUST SEAL	3	3	3	3	3	3	3	3		
9	76524-SE0-013	DUST SEAL	1	1	1	1	1	1	1	1		
10	76540-SH3-003	ROD UNIT A	1	1	1	1	1	1	1	1		
11	76550-SH3-003	ROD UNIT B	1	1	1	1	1	1	1	1		
12	76560-SX8-T01	PIVOT ASSY. C	1	1	1	1	1	1	1	1		
13	76561-SH3-003	CAP, PIVOT	2	2	2	2	2	2	2	2		
14	76561-SX8-T01	CAP, PIVOT (65MM)	-	-	1	1	1	1	1	1		
15	76570-SX8-T01	PIVOT ASSY. B (RH)	1	1	1	1	1	1	1	1		
16	76600-SX8-T01	ARM, WINDSHIELD WIPER (DRIVER SIDE)	1	1	1	1	1	1	1	1		
17	76610-SH3-003	ARM, WINDSHIELD WIPER (PASSENGER SIDE)	1	1	1	1	1	1	1	1		
18	76620-SH2-E01	BLADE, WINDSHIELD WIPER (475MM) (DRIVER SIDE)	1	1	1	1	1	1	1	1		
19	76630-SF4-003	BLADE, WINDSHIELD WIPER (450MM)	1	1	1	1	1	1	1	1		
20	90308-SE0-000	NUT, CAP, 8MM	2	-	-	-	-	-	-	-		----- TP100690 T1A
			2	-	-	-	-	-	-	-		----- TP101859 T3B
			-	2	-	-	-	-	-	-		----- TP103020

B-14

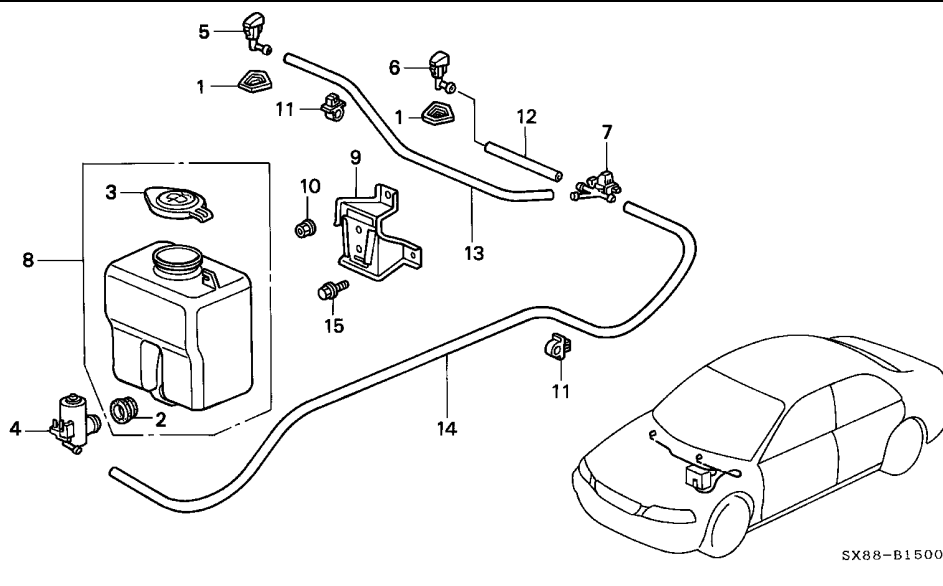
FRONT WINDSHIELD WIPER



Ref. No.	Part No.	Description	Reqd. QTY								Serial No.	Parts catalogue code
			1996		1998		1999		2001			
			MT	AT	MT	AT	MT	AT	MT	AT		
20)	90308-SX8-T01	NUT, CAP, 8MM	2	-	-	-	-	-	-	-	TP100691 ----- T1A	
			2	-	-	-	-	-	-	-	TP101860 ----- T3B	
			-	2	-	-	-	-	-	-	TP103021	
			-	-	2	2	2	2	2	2		
21	93402-06014-08	BOLT-WASHER, 6X14	3	3	3	3	3	3	3	3		
22	93405-06020-08	BOLT-WASHER, 6X20	4	4	4	4	4	4	4	4		
23	94002-08080-0S	NUT, HEX., 8MM	1	1	1	1	1	1	1	1		
24	94111-08800	WASHER, SPRING, 8MM	1	1	1	1	1	1	1	1		
25	95701-06016-08	BOLT, FLANGE, 6X16	6	6	6	6	6	6	6	6		

B-15

WINDSHIELD WASHER



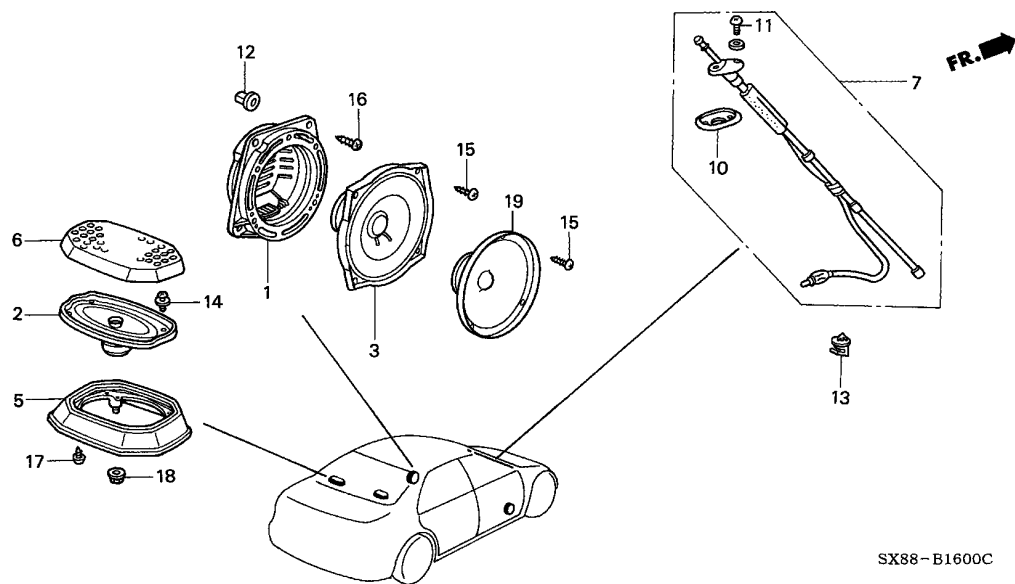
Service item	F.R.T.
NOZZLE ASSY., R. WASHER	0.2
TANK SET, WASHER	0.3
MOTOR, WASHER	0.3

4

Ref. No.	Part No.	Description	Reqd. QTY								Serial No.	Parts catalogue code
			1996		1998		1999		2001			
			MT	AT	MT	AT	MT	AT	MT	AT		
1	38511-SD2-003	ADAPTER, NOZZLE (MITSUBA) ...	2	2	2	2	2	2	2	2		
2	38519-SB0-003	BUSH, WASHER TANK (MITSUBA) .	1	1	1	1	1	1	1	1		
3	76802-SX8-T01	CAP, MOUTH	1	1	1	1	1	1	1	1		
4	76806-SX8-T01	MOTOR, WASHER	1	1	1	1	1	1	1	1		
5	76810-SH3-003	NOZZLE ASSY., R. WASHER	1	1	1	1	1	1	1	1		
6	76815-SH3-003	NOZZLE ASSY., L. WASHER	1	1	1	1	1	1	1	1		
7	76830-SM4-003	JOINT Y, WASHER	1	1	1	1	1	1	1	1		
8	76840-SX8-T01	TANK SET, WASHER	1	1	1	1	1	1	1	1		
9	76846-SX8-T00ZZ	BRACKET, WASHER TANK	1	1	1	1	1	1	1	1		
10	90361-SV4-003	NUT, PAINT CUTTING, 6MM	2	2	2	2	2	2	2	2		
11	90652-SB2-023	CLIP, TUBE, 7MM	2	2	2	2	2	2	2	2		
12	95003-07017-70	TUBE, VINYL, 4X7X170 (95003-07001-70M)	1	1	1	1	1	1	1	1		
13	95003-07066-70	TUBE, VINYL, 4X7X660 (95003-07001-70M)	1	1	1	1	1	1	1	1		
14	95003-07067-70	TUBE, VINYL, 4X7X670 (95003-07001-70M)	1	1	1	1	1	1	1	1		
15	95701-06012-08	BOLT, FLANGE, 6X12	1	1	1	1	1	1	1	1		

B-16

RADIO ANTENNA/SPEAKER



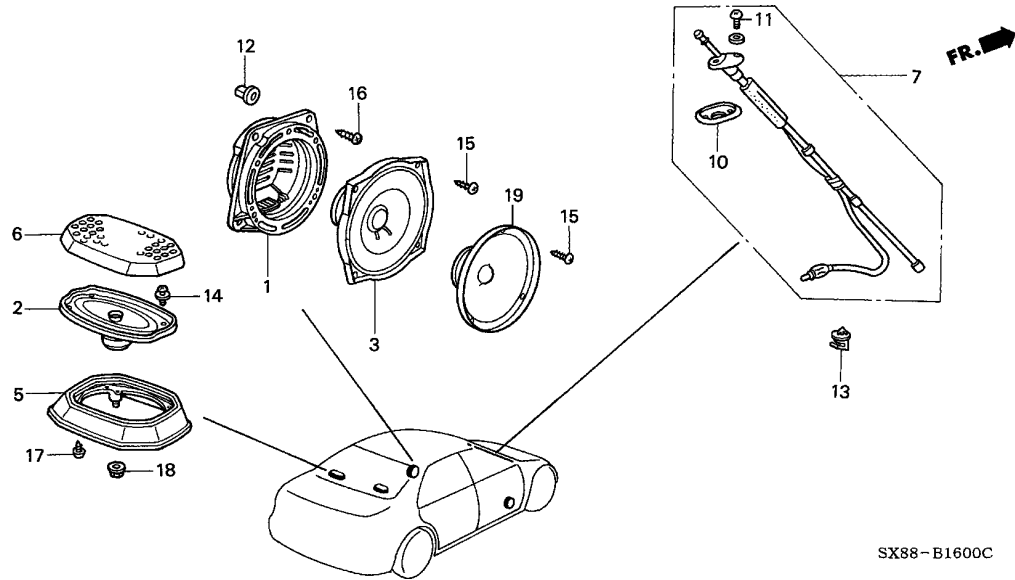
Service item	F.R.T.
SPEAKER ASSY.	0.4
ANTENNA ASSY., AUTO RADIO	0.5



Ref. No.	Part No.	Description	Reqd. QTY								Serial No.	Parts catalogue code
			1996		1998		1999		2001			
			MT	AT	MT	AT	MT	AT	MT	AT		
1	39112-SH3-000	BRACKET, FR. SPEAKER SEAL (120MM)	2	2	-	-	-	-	-	-		
	39112-SH3-A01	BRACKET, FR. SPEAKER SEAL (160MM)	-	-	2	-	2	-	2	2	-----	----- T2A,T4B
2	39120-SX8-T61	SPEAKER ASSY.	-	-	-	2	-	2	-	2	-----	----- T11B,T11C,T11D,T5B,T5C,T6D,T8B
3	39120-SX8-T02	SPEAKER ASSY.	2	2	-	-	-	-	-	-	-----	----- T2A
	39120-SX8-003	-	-	-	-	-	-	2	2	-----	----- T2A,T4B
5	39125-SX8-T60ZA	BOX, SPEAKER *NH264L*.....CLASSY GRAY	-	-	2	-	2	-	-	-	-----	----- T11B,T5B,T5C,T6D,T8B
	39125-SX8-T60ZG	*NH361L*.....CF GRAY	-	-	-	2	-	-	2	2	-----	----- T11B,T11C,T11D,T8B
	39125-SX8-T60ZH	*YR169L*.....MILD BEIGE	-	-	-	-	-	-	2	2	-----	----- T11B,T11C,T11D,T8B
6	39126-SX8-T60ZA	GRILLE, RR. SPEAKER *NH264L*.....CLASSY GRAY	-	-	2	-	2	-	-	-	-----	----- T11B,T5B,T5C,T6D,T8B
	39126-SX8-T60ZB	*NH361L*.....CF GRAY	-	-	-	2	-	-	2	2	-----	----- T11B,T11C,T11D,T8B
	39126-SX8-T60ZC	*YR169L*.....MILD BEIGE	-	-	-	-	-	-	2	2	-----	----- T11B,T11C,T11D,T8B
7	39150-SX8-T01	ANTENNA ASSY., AUTO RADIO ...	1	1	1	1	1	1	-	-		
	39150-SX8-T02	-	-	-	-	-	-	1	1		
10	39154-SX8-T00	PACKING, ANTENNA BASE	1	1	1	1	1	1	-	-		
	39154-SR3-003	PACKING, ANTENNA BASE (MATSUSHITA)	-	-	-	-	-	-	1	1		
11	90105-SB6-003	SCREW, PAN, 4X12	2	2	2	2	2	2	2	2		

B-16

RADIO ANTENNA/SPEAKER

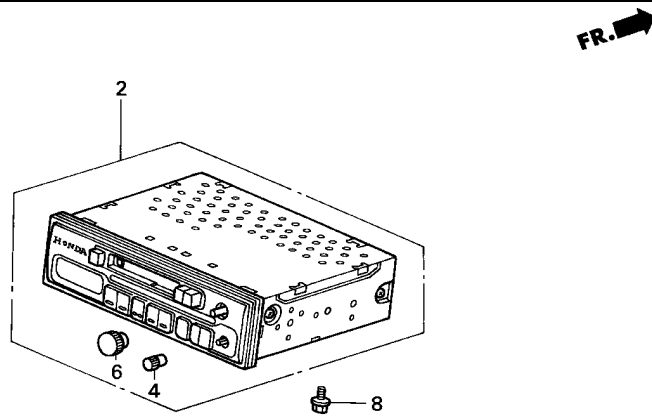


SX88-B1600C

Ref. No.	Part No.	Description	Reqd. QTY								Serial No.	Parts catalogue code
			1996		1998		1999		2001			
			MT	AT	MT	AT	MT	AT	MT	AT		
12	90670-SG0-003	GROMMET, SCREW, 4MM	8	8	8	8	8	8	8	8		
13	91567-SH3-003	CLIP, WIRE HARNESS	-	-	1	1	1	1	1	1		
14	93891-04012-08	SCREW-WASHER, 4X12	-	-	8	-	8	-	-	-	-----	T11B,T5B,T5C,T6D,T8B
	93891-04012-18	-	-	-	-	-	-	8	8	-----	T11B,T11C,T11D,T8B
15	93903-14380	SCREW, TAPPING, 4X12	8	8	-	-	-	-	-	-	-----	T2A,T4B
	93903-44480	SCREW, TAPPING, 4X16	-	-	6	-	6	-	6	6	-----	T11B,T11C,T11D,T5B,T5C,T6D,T8B
			-	-	-	6	-	6	-	-		
16	93903-44480	SCREW, TAPPING, 4X16	8	8	8	8	8	8	8	8		
17	93913-14480	SCREW, TAPPING, 4X16(PO)	-	-	8	-	8	-	8	8	-----	T11B,T11C,T11D,T5B,T5C,T6D,T8B
			-	-	-	8	-	8	-	-		
18	94050-06080	NUT, FLANGE, 6MM	-	-	6	-	6	-	6	6	-----	T11B,T11C,T11D,T5B,T5C,T6D,T8B
			-	-	-	6	-	6	-	-		
19	39120-SX8-T11	SPEAKER ASSY.	-	-	2	-	2	-	2	2	-----	T11B,T11C,T11D,T5B,T5C,T6D,T8B
			-	-	-	2	-	2	-	-		

B-16-10

AUTO RADIO



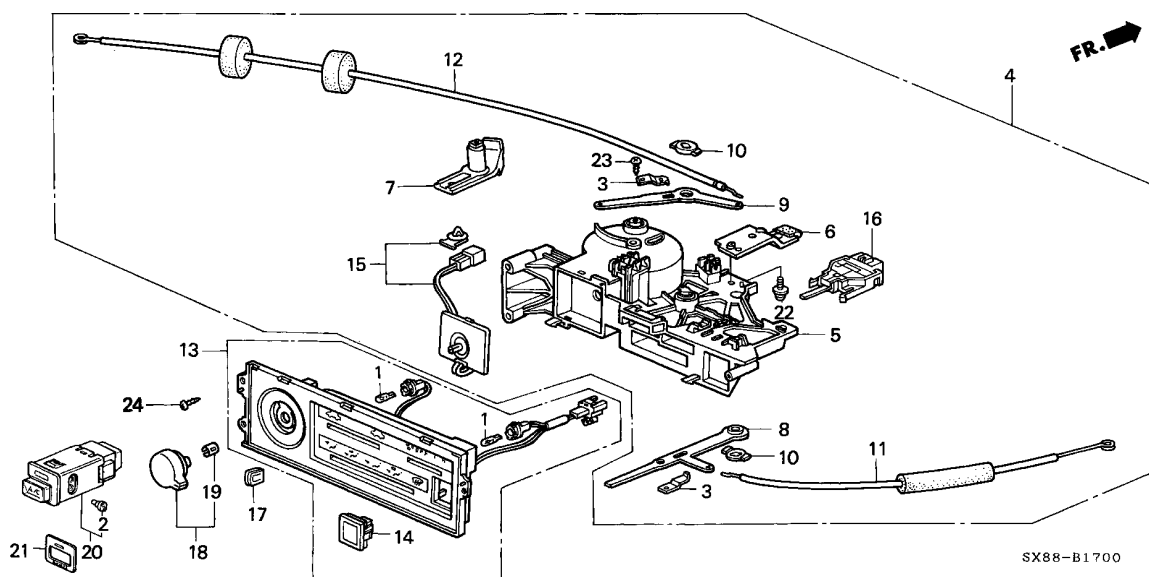
SX88-B1610 A

Service item	F.R.T.
TUNER ASSY., AUTO RADIO	0.3

Ref. No.	Part No.	Description	Reqd. QTY								Serial No.	Parts catalogue code
			1996		1998		1999		2001			
			MT	AT	MT	AT	MT	AT	MT	AT		
2	39100-SX8-T01	TUNER ASSY., AUTO RADIO (PANASONIC) (5WX2)	1	1	-	-	-	-	-	-		
	39100-SX8-T61	-	-	1	1	1	1	-	-	-----	----- T2A,T4B
			-	-	-	-	1	1	-	-	-----	----- T11B,T5B,T5C,T9B,T9C
			-	-	-	-	-	1	-	-	-----	----- T8B
4	39103-SX8-T01	KNOB, TONE	1	1	-	-	1	1	-	-		
			-	-	1	1	-	1	1	-	-----	----- T2A,T4B,T5B,T5C,T8B,T9B,T9C
6	39104-SX8-T01	KNOB, ON-OFF VOLUME SWITCH ..	1	1	-	-	1	1	-	-		
			-	-	1	1	-	1	1	-	-----	----- T2A,T4B,T5B,T5C,T8B,T9B,T9C
8	90121-SX8-003	BOLT-WASHER, 5X10	2	2	-	-	2	2	-	-		
			-	-	2	2	-	2	2	-	-----	----- T2A,T4B,T5B,T5C,T8B,T9B,T9C

B-17

HEATER CONTROL('96/'98)



SX88-B1700

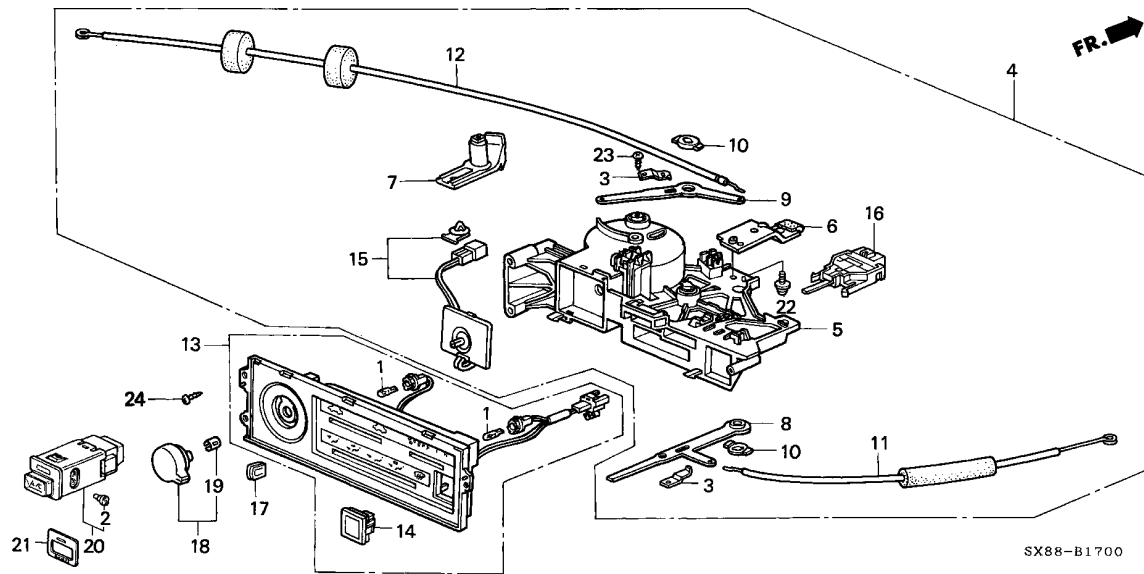
Service item	F.R.T.
CABLE, MODE CONTROL	0.4
.SWITCH ASSY., AIR CONDITIONER	
.SWITCH ASSY., HEATER FAN	
CABLE, FRESH & RECIRCULAR	
CONTROL	0.7
ILLUMINATION ASSY., HEATER ...	0.8
BASE, HEATER CONTROL	0.9
.VOLUME, TEMPERATURE ROTARY	
CONTROL ASSY., HEATER	1.0

4

Ref. No.	Part No.	Description	Reqd. QTY								Serial No.	Parts catalogue code
			1996		1998		1999		2001			
			MT	AT	MT	AT	MT	AT	MT	AT		
1	35505-692-003	BULB (14V 1.4W)	2	2	2	2	-	-	-	-		
2	35851-SB2-003	BULB, NEO WEDGE (T3)	2	2	2	2	-	-	-	-		
3	39356-SA7-010	SPRING, HEATER CONTROL	2	2	2	2	-	-	-	-		
4	79510-SX8-T00	CONTROL ASSY., HEATER	1	1	1	1	-	-	-	-		
5	79511-SH3-000	BASE, HEATER CONTROL	1	1	1	1	-	-	-	-		
6	79514-SX8-T00	PLATE, HEATER CONTROL	1	1	1	1	-	-	-	-		
7	79517-SX8-T00	PLATE, COUPLER	1	1	1	1	-	-	-	-		
8	79521-SH3-000	LEVER, MODE CONTROL	1	1	1	1	-	-	-	-		
9	79523-SH3-000	LEVER, FRESH & RECIRCULAR										
10	79529-SH3-000	STOPPER, CONTROL LEVER	2	2	2	2	-	-	-	-		
11	79541-SX8-T00	CABLE, MODE CONTROL	1	1	1	1	-	-	-	-		
12	79543-SX8-T50	CABLE, FRESH & RECIRCULAR										
13	79550-SX8-T01	ILLUMINATION ASSY., HEATER ..	1	1	1	1	-	-	-	-		
14	79552-SH3-013	LID, AIR CONDITIONER SWITCH ..	1	1	1	1	-	-	-	-		
15	79560-SX8-T01	VOLUME, TEMPERATURE ROTARY ..	1	1	1	1	-	-	-	-		
16	79570-SH3-003	SWITCH ASSY., HEATER FAN										
		(ALPS)	1	1	1	1	-	-	-	-		
	79570-SH3-004	SWITCH ASSY., HEATER FAN (TEC)	-	-	1	1	-	-	-	-	-----	T2A,T5C,T9C
17	79581-SH3-000	KNOB, HEATER CONTROL	3	3	3	3	-	-	-	-		
18	79582-SX8-T00	KNOB, TEMPERATURE CONTROL ...	1	1	1	1	-	-	-	-		
19	79583-SS1-000	SPRING, HEATER CONTROL	1	1	1	1	-	-	-	-		
20	80410-SH3-013	SWITCH ASSY., AIR CONDITIONER										
		(DENSO)	1	1	1	1	-	-	-	-		

B-17

HEATER CONTROL('96/'98)

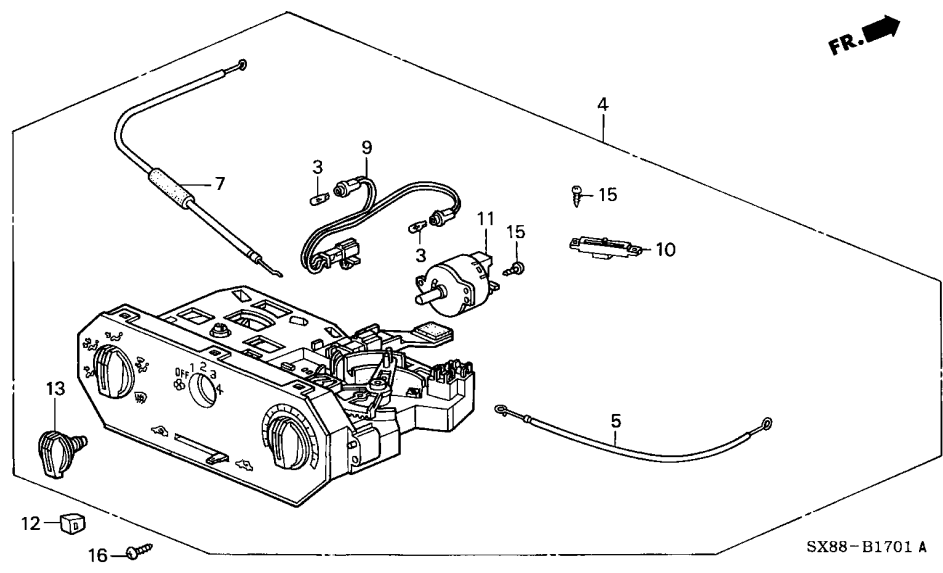


Ref. No.	Part No.	Description	Reqd. QTY								Serial No.	Parts catalogue code
			1996		1998		1999		2001			
			MT	AT	MT	AT	MT	AT	MT	AT		
21	80411-SH3-003	PANEL, AIR CONDITIONER SWITCH (LEVER TYPE)	1	1	1	1	-	-	-	-		
22	93894-04012-08	SCREW-WASHER, 4X12	1	1	1	1	-	-	-	-		
23	93913-14220	SCREW, TAPPING, 4X12	1	1	1	1	-	-	-	-		
24	93913-14480	SCREW, TAPPING, 4X16(P0)	3	3	3	3	-	-	-	-		



B-17-1

HEATER CONTROL('99/'01)



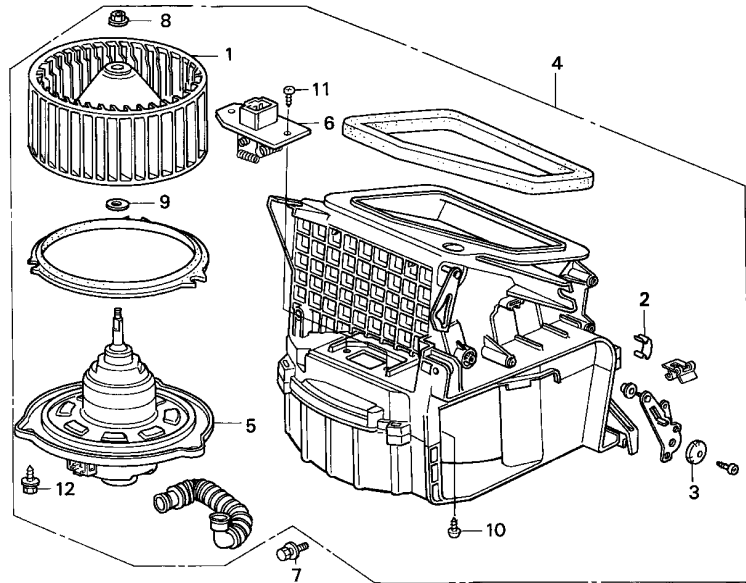
Service item	F.R.T.
SWITCH ASSY., AIR CONDITIONER	0.4
CABLE, FRESH & RECIRCULAR CONTROL	0.9
.CABLE, MODE CONTROL	
.CABLE, TEMPERATURE CONTROL	
CONTROL ASSY., HEATER	1.0
.SUB CORD	
.SWITCH ASSY., HEATER FAN	
VOLUME, TEMPERATURE SLIDE	1.2

4

Ref. No.	Part No.	Description	Reqd. QTY								Serial No.	Parts catalogue code
			1996		1998		1999		2001			
			MT	AT	MT	AT	MT	AT	MT	AT		
1	35851-SM4-003	BULB, NEO WEDGE (14V 60MA) (TEC)	-	-	-	-	1	1	1	1		
2	35851-SS0-003	BULB, NEO WEDGE (14V 60MA) ..	-	-	-	-	1	1	1	1		
3	39797-SX8-T01	BULB (14V 1.4W)	-	-	-	-	2	2	2	2		
4	79500-SX8-T01	CONTROL ASSY., HEATER	-	-	-	-	1	1	1	1		
5	79541-SX8-T01	CABLE, MODE CONTROL	-	-	-	-	1	1	1	1		
7	79543-SX8-T51	CABLE, FRESH & RECIRCULAR CONTROL	-	-	-	-	1	1	1	1		
9	79551-SX8-T01	SUB CORD	-	-	-	-	1	1	1	1		
10	79560-SX8-T51	VOLUME, TEMPERATURE SLIDE ...	-	-	-	-	1	1	1	1		
11	79570-S50-003	SWITCH ASSY., HEATER FAN	-	-	-	-	1	1	1	1		
12	79581-SX8-T01	KNOB	-	-	-	-	1	1	1	1		
13	79582-SX8-T01	KNOB, FAN CONTROL	-	-	-	-	1	1	1	1		
14	80410-S50-003ZA	SWITCH ASSY., AIR CONDITIONER *NH167L*.....GRAPHITE BLACK	-	-	-	-	1	1	1	1		
15	93901-22320	SCREW, TAPPING, 3X12	-	-	-	-	4	4	4	4		
16	93913-14480	SCREW, TAPPING, 4X16(P0)	-	-	-	-	3	3	3	3		

B-17-10

HEATER BLOWER



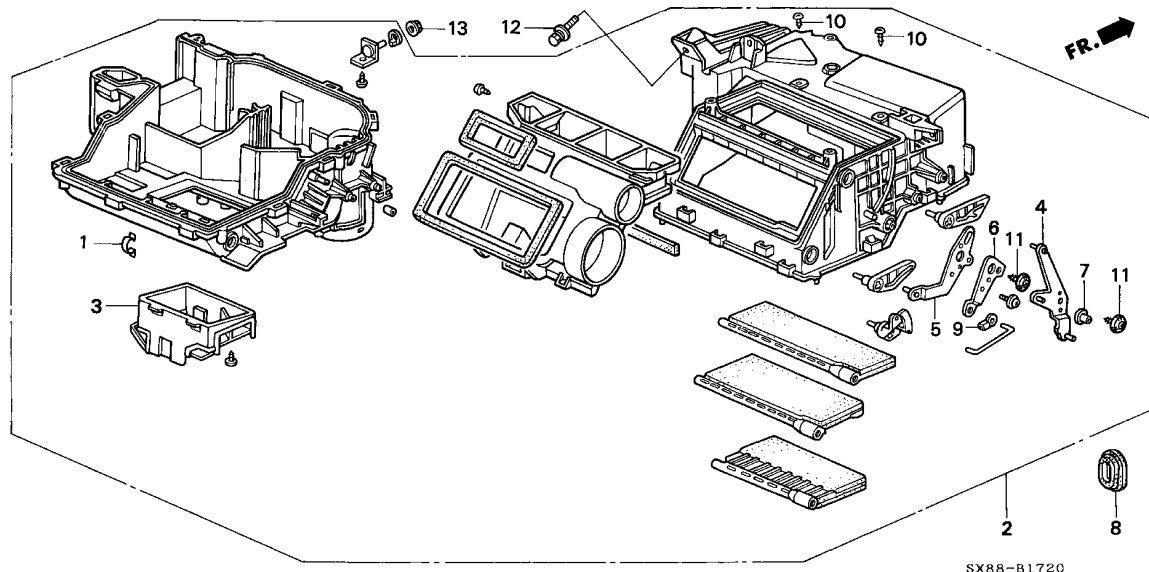
Service item	F.R.T.
RESISTOR, BLOWER	0.3
BLOWER ASSY.	#1.8
.MOTOR ASSY.	

Ref. No.	Part No.	Description	Reqd. QTY								Serial No.	Parts catalogue code	
			1996		1998		1999		2001				
			MT	AT	MT	AT	MT	AT	MT	AT			
1	39242-671-670	FAN, HEATER	1	1	1	1	1	1	1	1	1	1	
2	39246-671-003	CLAMP, CASE HOLD	6	6	6	6	6	6	6	6	6	6	
3	79191-SD4-003	WASHER, LINK	1	1	1	1	1	1	1	1	1	1	
4	79300-SK7-902	BLOWER ASSY.	1	1	1	1	1	1	1	1	1	1	
5	79310-SD4-013	MOTOR ASSY.	1	1	1	1	1	1	1	1	1	1	
6	79330-SK7-003	RESISTOR, BLOWER	1	1	1	1	1	1	1	1	1	1	
7	90156-SH3-000	BOLT-WASHER, 6X24	3	3	3	3	3	3	3	3	3	3	
8	90307-SAO-003	NUT, FLANGE, 5MM	1	1	1	1	1	1	1	1	1	1	
9	90501-671-003	WASHER, SPECIAL	1	1	1	1	1	1	1	1	1	1	
10	93901-24220	SCREW, TAPPING, 4X10	3	3	3	3	3	3	3	3	3	3	
11	93901-24320	SCREW, TAPPING, 4X12	2	2	2	2	2	2	2	2	4	4	
12	93904-35380	SCREW, TAPPING, 5X16	3	3	3	3	3	3	3	3	3	3	



B-17-20

HEATER UNIT



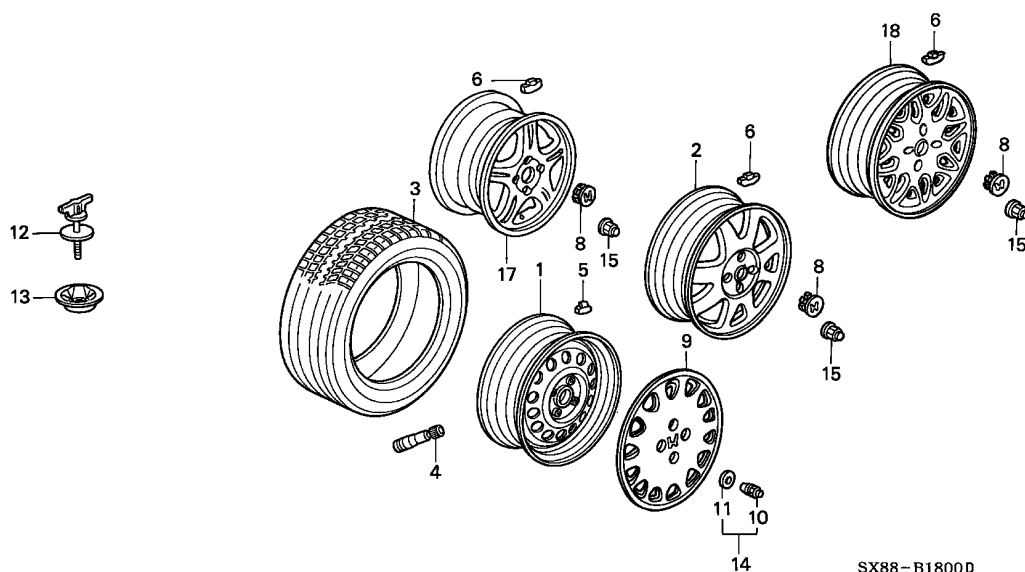
Service item	F.R.T.
HEATER UNIT	#3.5

4

Ref. No.	Part No.	Description	Reqd. QTY								Serial No.	Parts catalogue code
			1996		1998		1999		2001			
			MT	AT	MT	AT	MT	AT	MT	AT		
1	39246-671-003	CLAMP, CASE HOLD	12	12	12	12	12	12	12	12		
2	79100-SX8-T01	HEATER UNIT	1	1	1	1	1	1	1	1		
3	79105-SH4-013	CASE, HEATER	1	1	1	1	1	1	1	1		
4	79181-SH3-003	LEVER A, MODE	1	1	1	1	1	1	1	1		
5	79182-SH3-003	LEVER B, MODE	1	1	1	1	1	1	1	1		
6	79183-SH3-003	LEVER C, MODE	1	1	1	1	1	1	1	1		
7	79189-SH2-003	BUSH	1	1	1	1	1	1	1	1		
8	79731-SH3-K00	GROMMET, HEATER PIPE	1	1	1	1	1	1	1	1		
9	80789-SH3-003	HOLDER, ROD	1	1	1	1	1	1	1	1		
10	90122-SR3-003	SCREW, TAPPING, 5X12	5	5	5	5	5	5	5	5		
11	90133-SR3-003	SCREW-WASHER, 4X16	2	2	2	2	2	2	2	2		
12	90156-SH3-000	BOLT-WASHER, 6X24	2	2	2	2	2	2	2	2		
13	94050-08080	NUT, FLANGE, 8MM	1	1	1	1	1	1	1	1		

B-18

TIRE/WHEEL DISKS



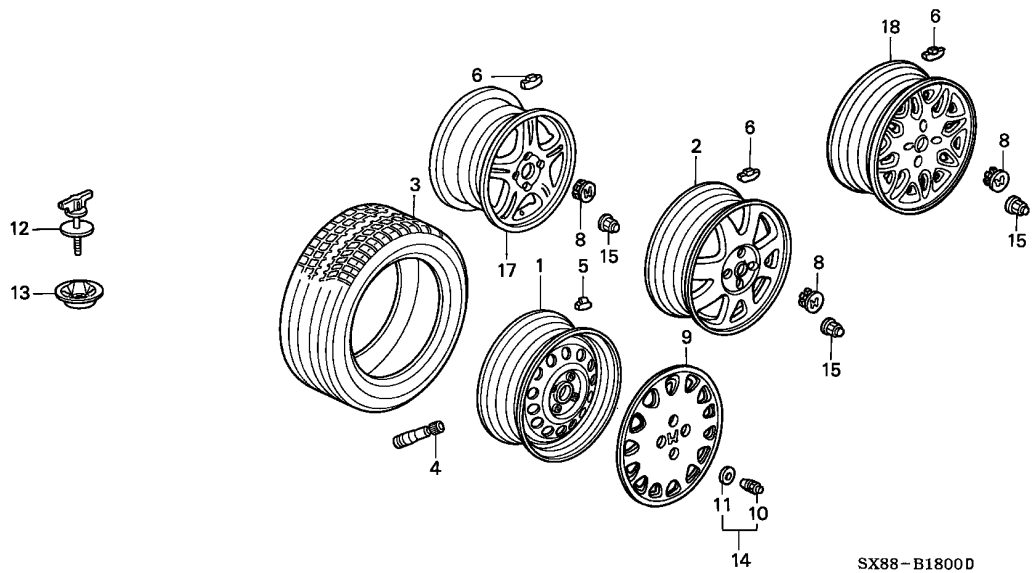
Service item	F.R.T.
CAP, ALUMINIUM WHEEL CENTER ..	0.2
.TRIM, WHEEL	
DISK, ALUMINIUM WHEEL	0.7
.DISK, WHEEL	
.TIRE	
.VALVE, RIM	

Ref. No.	Part No.	Description	Reqd. QTY								Serial No.	Parts catalogue code
			1996		1998		1999		2001			
			MT	AT	MT	AT	MT	AT	MT	AT		
1	42700-SH4-K00	DISK, WHEEL (13X5J)(TOPY) (BLACK)	5	5	-	-	-	-	-	-		
			-	-	1	-	-	-	-	-	-----	----- T6D
			-	-	5	1	1	1	1	1	-----	----- T10D,T11B,T11C,T11D,T5B,T5C
			-	-	5	5	5	5	5	5	-----	----- T2A,T4B,T8B,T9B,T9C
2	42700-SX8-T21	DISK, ALUMINIUM WHEEL (14X5J) (ENKEI)	-	-	4	4	-	-	-	-	-----	----- T10D,T6D
3	42751-SX8-T01	TIRE (165/80R13 83T) (BRIDGESTONE)	5	-	1	1	1	1	1	1	-----	----- T1A,T10D,T11B,T11C,T11D,T6D
			5	-	-	-	-	-	-	-	TP101741	----- T3B
			-	-	5	-	5	-	5	5	-----	----- T2A,T4B
			-	-	-	-	-	-	-	-	TP101740	----- T3B
			-	-	5	-	5	-	5	5	-----	----- T2A,T4B
			-	-	-	-	1	1	1	1	-----	----- T11B,T11C,T11D
			-	-	5	5	5	5	5	5	-----	----- T5B,T5C,T8B,T9B,T9C
			-	-	4	4	-	-	-	-	-----	----- T10D,T6D
			-	-	-	-	4	4	4	4	-----	----- T11B,T11C,T11D
			-	-	-	-	4	4	4	4	-----	----- T11B,T11C,T11D
4	42753-SEO-A02	VALVE, RIM (SCHRADER)	5	5	5	5	5	5	5	5		
			5	5	5	5	5	5	5	5		
5	44721-SB2-003	WEIGHT, BALANCE (10G)(YAMATE)	N	N	-	-	-	-	-	-		
			-	-	N	N	N	N	N	N	-----	----- T2A,T4B,T5B,T5C,T8B,T9B,T9C
			-	-	N	N	N	N	N	N	-----	----- T2A,T4B,T5B,T5C,T8B,T9B,T9C



B-18

TIRE/WHEEL DISKS



Ref. No.	Part No.	Description	Reqd. QTY								Serial No.	Parts catalogue code
			1996		1998		1999		2001			
			MT	AT	MT	AT	MT	AT	MT	AT		
(5)	44723-SB2-003	WEIGHT, BALANCE (30G) (YAMATE)	N	N	-	-	-	-	-	-	-----	----- T2A,T4B,T5B,T5C,T8B,T9B,T9C
	44724-SB2-003	WEIGHT, BALANCE (40G) (YAMATE)	N	N	-	-	-	-	-	-	-----	----- T2A,T4B,T5B,T5C,T8B,T9B,T9C
	44725-SB2-003	WEIGHT, BALANCE (50G) (YAMATE)	N	N	-	-	-	-	-	-	-----	----- T2A,T4B,T5B,T5C,T8B,T9B,T9C
	44726-SB2-003	WEIGHT, BALANCE (5G) (YAMATE)	N	N	-	-	-	-	-	-	-----	----- T2A,T4B,T5B,T5C,T8B,T9B,T9C
	44727-SB2-003	WEIGHT, BALANCE (15G) (YAMATE)	N	N	-	-	-	-	-	-	-----	----- T2A,T4B,T5B,T5C,T8B,T9B,T9C
	44728-SB2-003	WEIGHT, BALANCE (25G) (YAMATE)	N	N	-	-	-	-	-	-	-----	----- T2A,T4B,T5B,T5C,T8B,T9B,T9C
	44729-SB2-003	WEIGHT, BALANCE (35G) (YAMATE)	N	N	-	-	-	-	-	-	-----	----- T2A,T4B,T5B,T5C,T8B,T9B,T9C
	44730-SB2-013	WEIGHT, BALANCE (45G) (YAMATE)	N	N	-	-	-	-	-	-	-----	----- T2A,T4B,T5B,T5C,T8B,T9B,T9C
6	44721-SF1-A01	WEIGHT, BALANCE (10G) (YAMATE)	-	-	N	N	N	N	N	N	-----	----- T10D,T11B,T11C,T11D,T6D
	44722-SF1-A01	WEIGHT, BALANCE (20G) (YAMATE)	-	-	N	N	N	N	N	N	-----	----- T10D,T11B,T11C,T11D,T6D
	44723-SF1-A01	WEIGHT, BALANCE (30G) (YAMATE)	-	-	N	N	N	N	N	N	-----	----- T10D,T11B,T11C,T11D,T6D
	44724-SF1-A01	WEIGHT, BALANCE (40G) (YAMATE)	-	-	N	N	N	N	N	N	-----	----- T10D,T11B,T11C,T11D,T6D
	44726-SF1-A01	WEIGHT, BALANCE (5G) (YAMATE)	-	-	N	N	N	N	N	N	-----	----- T10D,T11B,T11C,T11D,T6D
	44727-SF1-A01	WEIGHT, BALANCE (15G) (YAMATE)	-	-	N	N	N	N	N	N	-----	----- T10D,T11B,T11C,T11D,T6D
	44728-SF1-A01	WEIGHT, BALANCE (25G) (YAMATE)	-	-	N	N	N	N	N	N	-----	----- T10D,T11B,T11C,T11D,T6D
	44729-SF1-A01	WEIGHT, BALANCE (35G) (YAMATE)	-	-	N	N	N	N	N	N	-----	----- T10D,T11B,T11C,T11D,T6D
	44730-SF1-A01	WEIGHT, BALANCE (45G) (YAMATE)	-	-	N	N	N	N	N	N	-----	----- T10D,T11B,T11C,T11D,T6D
	44721-SF1-A01	WEIGHT, BALANCE (10G) (YAMATE) (ALUMINUM WHEEL)	-	-	(N)	(N)	-	-	-	-	-----	----- T5B,T5C,T9B,T9C

5

B-18

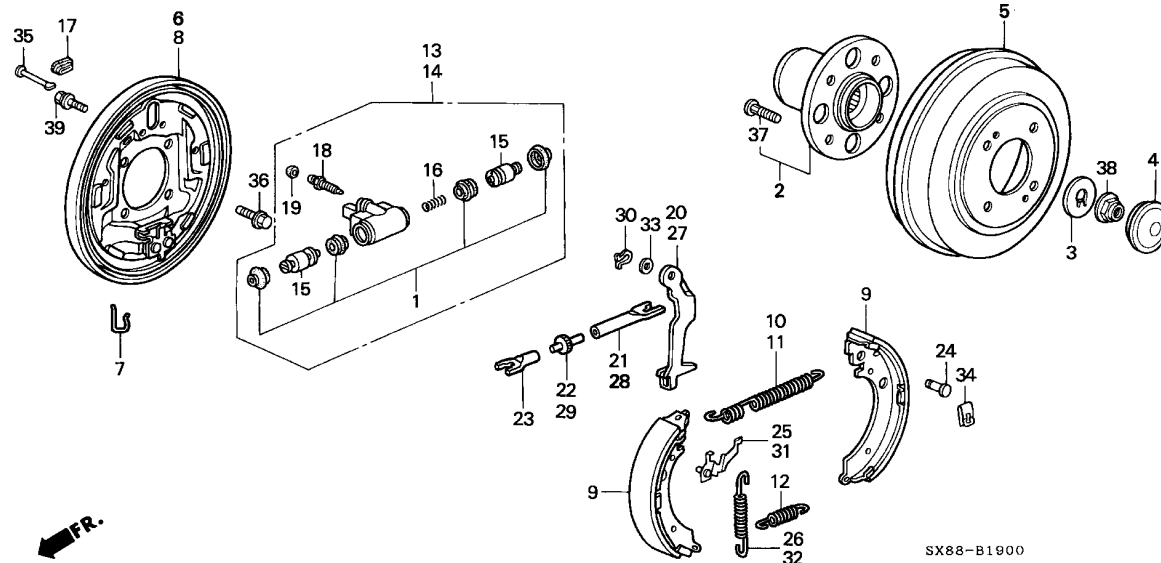
TIRE/WHEEL DISKS

Ref. No.	Part No.	Description	Reqd. QTY								Serial No.	Parts catalogue code	
			1996		1998		1999		2001				
			MT	AT	MT	AT	MT	AT	MT	AT			
(6)	44722-SF1-A01	WEIGHT, BALANCE (20G)(YAMATE) (ALUMINUM WHEEL)	-	-	(N)	(N)	-	-	-	-	-----	-----	T5B,T5C,T9B,T9C
	44723-SF1-A01	WEIGHT, BALANCE (30G)(YAMATE) (ALUMINUM WHEEL)	-	-	(N)	(N)	-	-	-	-	-----	-----	T5B,T5C,T9B,T9C
	44724-SF1-A01	WEIGHT, BALANCE (40G)(YAMATE) (ALUMINUM WHEEL)	-	-	(N)	(N)	-	-	-	-	-----	-----	T5B,T5C,T9B,T9C
	44726-SF1-A01	WEIGHT, BALANCE (5G)(YAMATE) (ALUMINUM WHEEL)	-	-	(N)	(N)	-	-	-	-	-----	-----	T5B,T5C,T9B,T9C
	44727-SF1-A01	WEIGHT, BALANCE (15G)(YAMATE) (ALUMINUM WHEEL)	-	-	(N)	(N)	-	-	-	-	-----	-----	T5B,T5C,T9B,T9C
	44728-SF1-A01	WEIGHT, BALANCE (25G)(YAMATE) (ALUMINUM WHEEL)	-	-	(N)	(N)	-	-	-	-	-----	-----	T5B,T5C,T9B,T9C
	44729-SF1-A01	WEIGHT, BALANCE (35G)(YAMATE) (ALUMINUM WHEEL)	-	-	(N)	(N)	-	-	-	-	-----	-----	T5B,T5C,T9B,T9C
	44730-SF1-A01	WEIGHT, BALANCE (45G)(YAMATE) (ALUMINUM WHEEL)	-	-	(N)	(N)	-	-	-	-	-----	-----	T5B,T5C,T9B,T9C
8	44732-S50-N90	CAP, ALUMINIUM WHEEL CENTER	-	-	4	4	-	-	-	-	-----	-----	T10D,T6D
	44732-S50-N91	-	-	(4)	(4)	4	4	4	4	-----	-----	T11B,T11C,T11D,T5B,T5C,T9B,T9C
9	44733-SX8-T50	TRIM, WHEEL (13")	4	4	-	-	-	-	-	-	-----	-----	T2A,T4B,T5B,T5C,T8B,T9B,T9C
		-	-	4	4	4	4	4	4	-----	-----	T2A,T4B,T5B,T5C,T8B,T9B,T9C
10	44736-SA0-981	NUT, WHEEL (FUSE RASHI)	16	16	-	-	16	16	16	16	-----	-----	T2A,T4B,T5B,T5C,T8B,T9B,T9C
		-	-	16	16	16	16	16	16	-----	-----	T2A,T4B,T5B,T5C,T8B,T9B,T9C
11	44737-SA0-981	WASHER, WHEEL NUT (FUSE RASHI)	16	16	-	-	-	-	-	-	-----	-----	T2A,T4B,T5B,T5C,T8B,T9B,T9C
		-	-	16	16	16	16	16	16	-----	-----	T2A,T4B,T5B,T5C,T8B,T9B,T9C
12	74654-SD5-000	BOLT, ANCHOR	1	1	1	1	1	1	1	1	-----	-----	
13	83850-SD2-000	PLATE, ANCHOR BOLT	1	1	1	1	1	1	1	1	-----	-----	
14	90304-SA0-981	NUT COMP., WHEEL (FUSE RASHI)	16	16	-	-	-	-	-	-	-----	-----	T2A,T4B,T5B,T5C,T8B,T9B,T9C
		-	-	16	16	16	16	16	16	-----	-----	T2A,T4B,T5B,T5C,T8B,T9B,T9C
15	90304-SA5-013	NUT, WHEEL (CHROME PLATED) (FUSE RASHI)	-	-	16	16	16	16	16	16	-----	-----	T10D,T11B,T11C,T11D,T6D
		(ALUMINUM WHEEL)	-	-	(16)	(16)	-	-	-	-	-----	-----	T5B,T5C,T9B,T9C
17	42700-SX8-T30	DISK, ALUMINIUM WHEEL (14X5 1/2J)(ASAHI)	-	-	-	-	4	4	4	4	-----	-----	T11B,T11C,T11D
18	42700-SX8-T11	DISK, ALUMINIUM WHEEL (13X5J)	-	-	(5)	(5)	-	-	-	-	-----	-----	T5B,T5C,T9B,T9C



B-19

REAR BRAKE(DRUM)



Service item	F.R.T.
DRUM, RR. BRAKE	0.4
BOLT, WHEEL	0.5
(SAME TIME FOR TWO UNITS OR MORE)	
BEARING ASSY., RR. HUB UNIT ..	0.7
.SHOE COMP., RR. BRAKE (INC. RELATIVE PART) (WHEN SERVICING BOTH R/L SIDES, F.R.T. IS 1.2)	
CYLINDER ASSY., R. RR. WHEEL .	1.0
(WHEN SERVICING BOTH R/L SIDES, F.R.T. IS 1.5)	
.CYLINDER SET, RR. WHEEL (WHEN SERVICING BOTH R/L SIDES, F.R.T. IS 1.5)	
PLATE COMP., R. RR. BRAKE BACK	1.2
(WHEN SERVICING BOTH R/L SIDES, F.R.T. IS 2.0)	

Ref. No.	Part No.	Description	Reqd. QTY								Serial No.	Parts catalogue code
			1996		1998		1999		2001			
			MT	AT	MT	AT	MT	AT	MT	AT		
1	01433-SR3-000	CYLINDER SET, RR. WHEEL	2	2	-	-	-	-	-	-		
2	42200-S04-008	BEARING ASSY., RR. HUB UNIT (NTN)	2	2	-	-	-	-	-	-		T2A,T4B,T8B
3	42324-SB2-020	WASHER, HUB UNIT	2	2	-	-	-	-	-	-		T2A,T4B,T8B
4	42326-SB2-000	CAP, HUB UNIT	2	2	-	-	-	-	-	-		T2A,T4B,T8B
5	42610-SB2-010	DRUM, RR. BRAKE	2	2	-	-	-	-	-	-		T2A,T4B,T8B
6	43110-SX8-T01	PLATE COMP., R. RR. BRAKE BACK	1	1	-	-	-	-	-	-		T2A,T4B,T8B
7	43115-ST5-004	CLIP, WIRE	2	2	-	-	-	-	-	-		T2A,T4B,T8B
8	43120-SX8-T01	PLATE COMP., L. RR. BRAKE BACK	1	1	-	-	-	-	-	-		T2A,T4B,T8B
9	43153-S04-A01	SHOE COMP., RR. BRAKE	4	4	-	-	-	-	-	-		T2A,T4B,T8B
10	43171-S04-N01	SPRING A, R. BRAKE	1	1	-	-	-	-	-	-		T2A,T4B,T8B
11	43172-SX8-T01	SPRING A, L. BRAKE	1	1	-	-	-	-	-	-		T2A,T4B,T8B
12	43172-S04-003	SPRING B, BRAKE SHOE RETURN .	2	2	-	-	-	-	-	-		T2A,T4B,T8B
13	43300-S04-003	CYLINDER ASSY., R. RR. WHEEL	1	1	-	-	-	-	-	-		T2A,T4B,T8B

5

B-19

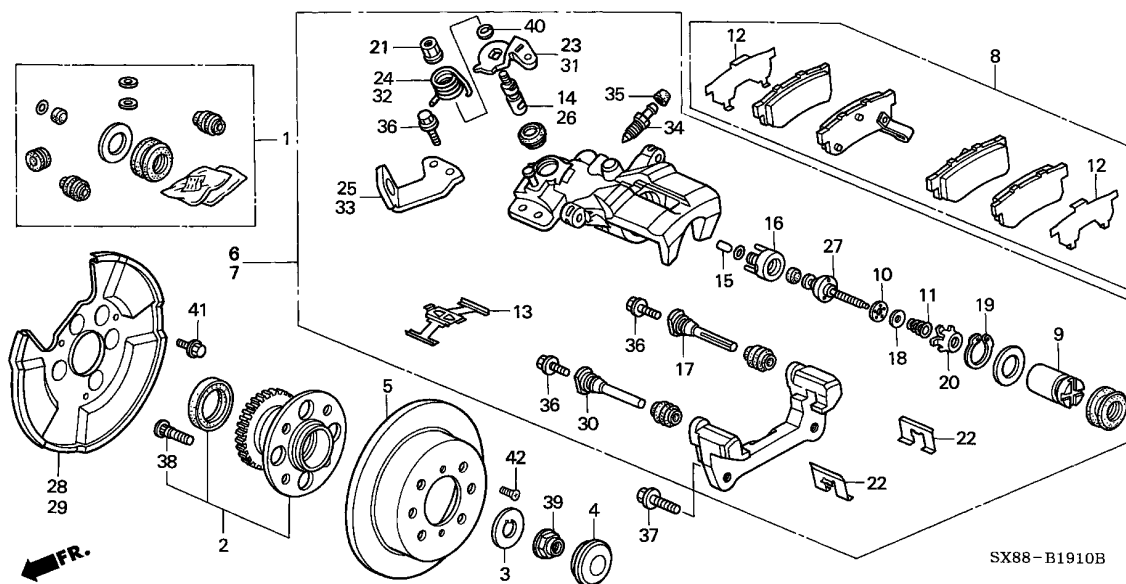
REAR BRAKE(DRUM)

Ref. No.	Part No.	Description	Reqd. QTY								Serial No.	Parts catalogue code			
			1996		1998		1999		2001						
			MT	AT	MT	AT	MT	AT	MT	AT					
14	43301-S04-003	CYLINDER ASSY., L. RR. WHEEL	1	1	-	-	-	-	-	-	-	-	-	-	-
15	43321-S04-003	PISTON, WHEEL CYLINDER	4	4	-	-	-	-	-	-	-	-	-	-	-
16	43323-663-003	SPRING, RR. WHEEL CYLINDER ..	2	2	-	-	-	-	-	-	-	-	-	-	-
17	43345-S04-003	PLUG, ADJUSTER	4	4	-	-	-	-	-	-	-	-	-	-	-
18	43352-568-003	SCREW, BLEEDER	2	2	-	-	-	-	-	-	-	-	-	-	-
19	43353-SD5-003	CAP, BLEEDER SCREW	2	2	-	-	-	-	-	-	-	-	-	-	-
20	43361-SH3-003	LEVER, R. PARKING BRAKE	1	1	-	-	-	-	-	-	-	-	-	-	-
21	43362-SC2-003	ROD A, R. CONNECTING	1	1	-	-	-	-	-	-	-	-	-	-	-
22	43363-SA5-003	BOLT, R. ADJUSTER	1	1	-	-	-	-	-	-	-	-	-	-	-
23	43364-SA5-003	ROD B, CONNECTING	2	2	-	-	-	-	-	-	-	-	-	-	-
24	43365-SA5-003	PIN, PARKING BRAKE LEVER	2	2	-	-	-	-	-	-	-	-	-	-	-
25	43366-SC2-013	LEVER COMP., R. ADJUSTER	1	1	-	-	-	-	-	-	-	-	-	-	-
26	43367-S04-003	SPRING, R. ADJUSTER	1	1	-	-	-	-	-	-	-	-	-	-	-
27	43371-SX8-T01	LEVER, L. PARKING BRAKE	1	1	-	-	-	-	-	-	-	-	-	-	-
28	43372-SC2-003	ROD A, L. CONNECTING	1	1	-	-	-	-	-	-	-	-	-	-	-
29	43373-SA5-003	BOLT, L. ADJUSTER	1	1	-	-	-	-	-	-	-	-	-	-	-
30	43375-SA0-003	U-CLIP	2	2	-	-	-	-	-	-	-	-	-	-	-
31	43376-SC2-013	LEVER COMP., L. ADJUSTER	1	1	-	-	-	-	-	-	-	-	-	-	-
32	43377-SX8-T01	SPRING, L. ADJUSTER	1	1	-	-	-	-	-	-	-	-	-	-	-
33	43379-SC2-013	WASHER, WAVE	2	2	-	-	-	-	-	-	-	-	-	-	-
34	45172-S04-003	SPRING, SHOE CLAMP	4	4	-	-	-	-	-	-	-	-	-	-	-
35	45175-SA0-013	PIN, TENSIONER	4	4	-	-	-	-	-	-	-	-	-	-	-
36	90001-SH3-000	BOLT, FLANGE, 10X13	8	8	-	-	-	-	-	-	-	-	-	-	-
37	90113-SA0-006	BOLT, WHEEL (SAGA)	8	8	-	-	-	-	-	-	-	-	-	-	-
	90113-SA0-025	BOLT, WHEEL (NAGOYA RASHI) ..	8	8	-	-	-	-	-	-	-	-	-	-	-
	90113-SM1-005	BOLT, WHEEL (ROCKNEL FASTENER)	-	-	8	-	8	8	8	8	8	8	8	8	8
38	90305-692-010	NUT, SPINDLE (22MM)	2	2	-	-	-	-	-	-	-	-	-	-	-
39	95701-06012-08	BOLT, FLANGE, 6X12	4	4	-	-	-	-	-	-	-	-	-	-	-



B-19-10

REAR BRAKE(DISK)



Service item	F.R.T.
NUT, SPINDLE	0.3
DISK, RR. BRAKE	0.5
(WHEN SERVICING BOTH R/L SIDES, F.R.T. IS 0.8)	
BOLT, WHEEL	0.6
(SAME TIME FOR TWO UNITS OR MORE)	
BEARING ASSY., RR. HUB UNIT ..	0.7
.CALIPER SUB ASSY., R. RR. (WHEN SERVICING BOTH R/L SIDES, F.R.T. IS 1.2)	
.PAD SET, RR.	
GUARD, R. RR. SPLASH	0.8
CALIPER SET, RR.	1.2
(WHEN SERVICING BOTH R/L SIDES, F.R.T. IS 1.9)	

5

Ref. No.	Part No.	Description	Reqd. QTY								Serial No.	Parts catalogue code
			1996		1998		1999		2001			
			MT	AT	MT	AT	MT	AT	MT	AT		
1	01473-S04-000	CALIPER SET, RR.	-	-	2	-	2	2	2	2	-----	T11B,T11C,T11D,T5B,T5C,T6D
2	42200-SX8-008	BEARING ASSY., RR. HUB UNIT ..	-	-	2	2	2	2	2	2	-----	T11B,T11C,T5B,T5C,T9B,T9C
	42200-SX8-951	-	-	2	2	2	2	2	2	-----	T10D,T11D,T6D
3	42324-SB2-020	WASHER, HUB UNIT	-	-	2	-	2	2	2	2	-----	T11B,T11C,T11D,T5B,T5C,T6D
4	42326-SB2-000	CAP, HUB UNIT	-	-	2	-	2	2	2	2	-----	T11B,T11C,T11D,T5B,T5C,T6D
5	42510-SR3-A11	DISK, RR. BRAKE	-	-	2	-	2	2	2	2	-----	T11B,T11C,T11D,T5B,T5C,T6D
		-	-	-	2	-	-	-	-	-----	
6	43018-SX8-T51	CALIPER SUB ASSY., R. RR. ...	-	-	1	-	1	1	-	-	-----	T11B,T11C,T11D,T5B,T5C,T6D
	43018-SX8-T52	-	-	-	1	-	-	-	-	-----	
7	43019-SX8-T51	CALIPER SUB ASSY., L. RR. ...	-	-	1	-	1	1	-	-	-----	T11B,T11C,T11D
	43019-SX8-T52	-	-	-	1	-	-	-	-	-----	T11B,T11C,T11D,T5B,T5C,T6D
8	43022-S04-020	PAD SET, RR.	-	-	1	-	-	-	1	1	-----	T11B,T11C,T11D
	43022-S04-030	-	-	-	1	-	-	-	-	-----	T5B,T5C,T6D
9	43215-SH3-931	PISTON ASSY.	-	-	2	-	2	2	2	2	-----	T11B,T11C,T11D
		-	-	-	2	-	2	2	2	-----	T11B,T11C,T11D,T5B,T5C,T6D
10	43223-SD2-932	BEARING A	-	-	2	-	2	2	2	2	-----	T11B,T11C,T11D,T5B,T5C,T6D
		-	-	-	2	-	-	-	-	-----	
11	43224-SD2-931	SPRING B, ADJUSTING	-	-	2	-	2	2	2	2	-----	T11B,T11C,T11D,T5B,T5C,T6D
		-	-	-	2	-	-	-	-	-----	
12	43227-SD2-305	SHIM, OUTER PAD	-	-	2	-	2	2	2	2	-----	T11B,T11C,T11D,T5B,T5C,T6D
		-	-	-	2	-	-	-	-	-----	

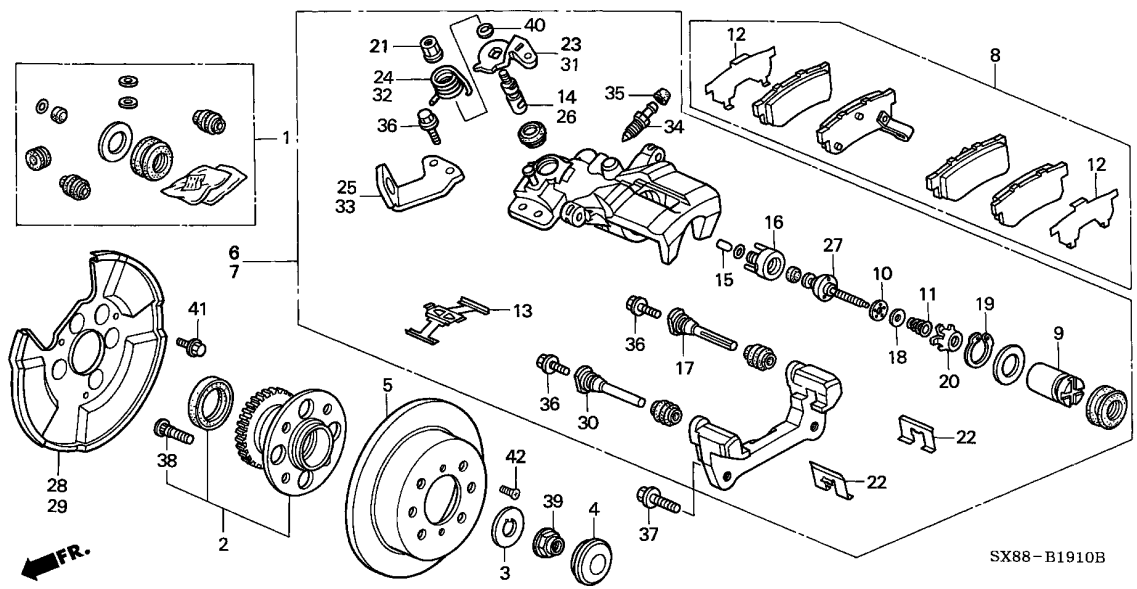
B-19-10

REAR BRAKE(DISK)

Ref. No.	Part No.	Description	Reqd. QTY								Serial No.	Parts catalogue code			
			1996		1998		1999		2001						
			MT	AT	MT	AT	MT	AT	MT	AT					
13	43227-SF1-003	SPRING, PAD	-	-	2	-	2	2	2	2	2	2	-----	-----	T11B,T11C,T11D,T5B,T5C,T6D
14	43228-SD2-933	SHAFT A	-	-	-	2	-	-	-	-	-	-	-----	-----	T11B,T11C,T11D,T5B,T5C,T6D
		(LEFT HAND SIDE)	-	-	1	-	1	1	1	1	1	1	-----	-----	T11B,T11C,T11D,T5B,T5C,T6D
15	43229-SD2-931	ROD	-	-	2	-	2	2	2	2	2	2	-----	-----	T11B,T11C,T11D,T5B,T5C,T6D
		ROD	-	-	2	-	2	2	2	2	2	2	-----	-----	T11B,T11C,T11D,T5B,T5C,T6D
16	43233-S04-003	PISTON COMP., SLEEVE	-	-	2	-	2	2	-	-	-	-	-----	-----	T11B,T11C,T11D,T5B,T5C,T6D
	43233-S5A-J01	-	-	-	2	-	-	-	-	2	2	-----	-----	T11B,T11C,T11D
17	43235-SD2-931	PIN A	-	-	2	-	2	2	2	2	2	2	-----	-----	T11B,T11C,T11D,T5B,T5C,T6D
		PIN A	-	-	2	-	2	2	2	2	2	2	-----	-----	T11B,T11C,T11D,T5B,T5C,T6D
18	43236-S04-003	SPACER	-	-	2	-	2	2	2	2	2	2	-----	-----	T11B,T11C,T11D,T5B,T5C,T6D
		SPACER	-	-	2	-	2	2	2	2	2	2	-----	-----	T11B,T11C,T11D,T5B,T5C,T6D
19	43238-SD2-931	RING, RETAINING	-	-	2	-	2	2	2	2	2	2	-----	-----	T11B,T11C,T11D,T5B,T5C,T6D
		RING, RETAINING	-	-	2	-	2	2	2	2	2	2	-----	-----	T11B,T11C,T11D,T5B,T5C,T6D
20	43241-SD2-931	GUIDE, SPRING	-	-	2	-	2	2	2	2	2	2	-----	-----	T11B,T11C,T11D,T5B,T5C,T6D
		GUIDE, SPRING	-	-	2	-	2	2	2	2	2	2	-----	-----	T11B,T11C,T11D,T5B,T5C,T6D
21	43243-SD2-931	NUT, PARKING	-	-	2	-	2	2	2	2	2	2	-----	-----	T11B,T11C,T11D,T5B,T5C,T6D
		NUT, PARKING	-	-	2	-	2	2	2	2	2	2	-----	-----	T11B,T11C,T11D,T5B,T5C,T6D
22	43244-SD2-931	RETAINER	-	-	4	-	4	4	4	4	4	4	-----	-----	T11B,T11C,T11D,T5B,T5C,T6D
		RETAINER	-	-	4	-	4	4	4	4	4	4	-----	-----	T11B,T11C,T11D,T5B,T5C,T6D
23	43245-SX8-T51	LEVER, R.	-	-	1	-	1	1	1	1	1	1	-----	-----	T11B,T11C,T11D,T5B,T5C,T6D
		LEVER, R.	-	-	1	-	1	1	1	1	1	1	-----	-----	T11B,T11C,T11D,T5B,T5C,T6D
24	43246-SD2-931	SPRING, R. RETURN	-	-	1	-	1	1	1	1	1	1	-----	-----	T11B,T11C,T11D,T5B,T5C,T6D
		SPRING, R. RETURN	-	-	1	-	1	1	1	1	1	1	-----	-----	T11B,T11C,T11D,T5B,T5C,T6D
25	43247-SX8-T51	ARM, R.	-	-	1	-	1	1	1	1	1	1	-----	-----	T11B,T11C,T11D,T5B,T5C,T6D
		ARM, R.	-	-	1	-	1	1	1	1	1	1	-----	-----	T11B,T11C,T11D,T5B,T5C,T6D
26	43248-SD2-933	SHAFT B	-	-	1	-	1	1	1	1	1	1	-----	-----	T11B,T11C,T11D,T5B,T5C,T6D
		(RIGHT HAND SIDE)	-	-	1	-	1	1	1	1	1	1	-----	-----	T11B,T11C,T11D,T5B,T5C,T6D
27	43249-S04-003	BOLT, ADJUSTER	-	-	2	-	2	2	2	2	2	2	-----	-----	T11B,T11C,T11D,T5B,T5C,T6D
		BOLT, ADJUSTER	-	-	2	-	2	2	2	2	2	2	-----	-----	T11B,T11C,T11D,T5B,T5C,T6D
28	43253-SX8-T50	GUARD, R. RR. SPLASH	-	-	1	-	1	1	1	1	1	1	-----	-----	T11B,T11C,T11D,T5B,T5C,T6D
		GUARD, R. RR. SPLASH	-	-	1	-	1	1	1	1	1	1	-----	-----	T11B,T11C,T11D,T5B,T5C,T6D
29	43254-SX8-T50	GUARD, L. RR. SPLASH	-	-	1	-	1	1	1	1	1	1	-----	-----	T11B,T11C,T11D,T5B,T5C,T6D
		GUARD, L. RR. SPLASH	-	-	1	-	1	1	1	1	1	1	-----	-----	T11B,T11C,T11D,T5B,T5C,T6D
30	43262-S04-003	PIN B	-	-	2	-	2	2	2	2	2	2	-----	-----	T11B,T11C,T11D,T5B,T5C,T6D
		PIN B	-	-	2	-	2	2	2	2	2	2	-----	-----	T11B,T11C,T11D,T5B,T5C,T6D
31	43265-SX8-T51	LEVER, L.	-	-	1	-	1	1	1	1	1	1	-----	-----	T11B,T11C,T11D,T5B,T5C,T6D
		LEVER, L.	-	-	1	-	1	1	1	1	1	1	-----	-----	T11B,T11C,T11D,T5B,T5C,T6D
32	43266-SD2-931	SPRING, L. RETURN	-	-	1	-	1	1	1	1	1	1	-----	-----	T11B,T11C,T11D,T5B,T5C,T6D
		SPRING, L. RETURN	-	-	1	-	1	1	1	1	1	1	-----	-----	T11B,T11C,T11D,T5B,T5C,T6D
33	43267-SX8-T51	ARM, L.	-	-	1	-	1	1	1	1	1	1	-----	-----	T11B,T11C,T11D,T5B,T5C,T6D
		ARM, L.	-	-	1	-	1	1	1	1	1	1	-----	-----	T11B,T11C,T11D,T5B,T5C,T6D
34	43352-SM4-951	SCREW, BLEEDER	-	-	2	-	2	2	2	2	2	2	-----	-----	T11B,T11C,T11D,T5B,T5C,T6D
		SCREW, BLEEDER	-	-	2	-	2	2	2	2	2	2	-----	-----	T11B,T11C,T11D,T5B,T5C,T6D
35	43353-SD5-003	CAP, BLEEDER SCREW	-	-	2	-	2	2	2	2	2	2	-----	-----	T11B,T11C,T11D,T5B,T5C,T6D
		CAP, BLEEDER SCREW	-	-	2	-	2	2	2	2	2	2	-----	-----	T11B,T11C,T11D,T5B,T5C,T6D
36	45240-SC2-003	BOLT, FLANGE, 8X22	-	-	8	-	8	8	8	8	8	8	-----	-----	T11B,T11C,T11D,T5B,T5C,T6D
		BOLT, FLANGE, 8X22	-	-	8	-	8	8	8	8	8	8	-----	-----	T11B,T11C,T11D,T5B,T5C,T6D
37	90103-SN7-003	BOLT, FLANGE, 10X25	-	-	4	-	4	4	4	4	4	4	-----	-----	T11B,T11C,T11D,T5B,T5C,T6D
		BOLT, FLANGE, 10X25	-	-	4	-	4	4	4	4	4	4	-----	-----	T11B,T11C,T11D,T5B,T5C,T6D

B-19-10

REAR BRAKE(DISK)

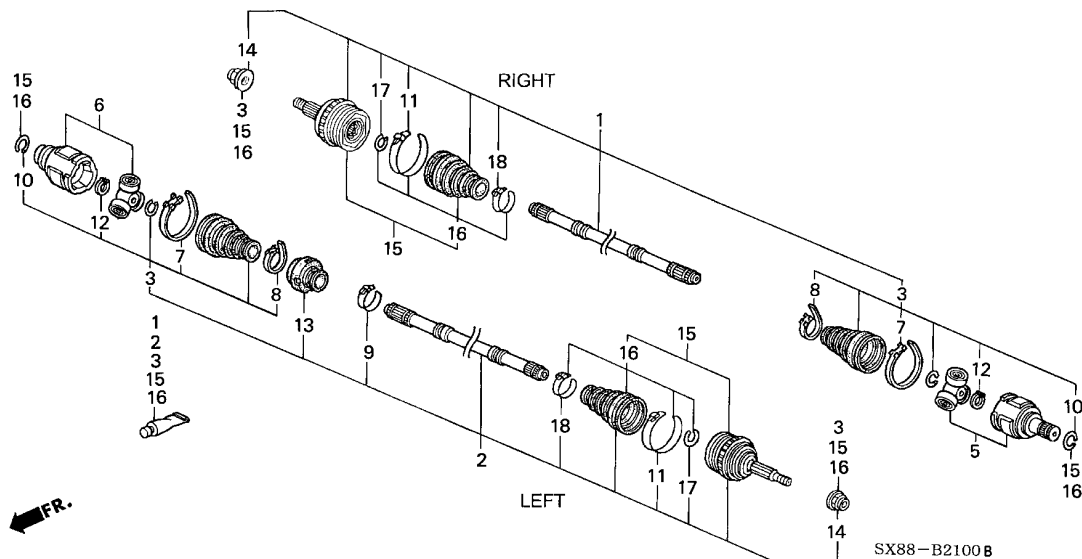


Ref. No.	Part No.	Description	Reqd. QTY								Serial No.	Parts catalogue code
			1996		1998		1999		2001			
			MT	AT	MT	AT	MT	AT	MT	AT		
38	90113-SA0-006	BOLT, WHEEL (SAGA)	-	-	8	-	8	8	8	8	-----	T11B,T11C,T11D,T5B,T5C,T6D
	90113-SA0-025	BOLT, WHEEL (NAGOYA RASHI) ..	-	-	8	-	8	8	8	8	-----	T11B,T11C,T11D,T5B,T5C,T6D
	90113-SM1-005	BOLT, WHEEL (ROCKNEL FASTENER)	-	-	8	-	8	8	8	8	-----	T11B,T11C,T11D,T5B,T5C,T6D
39	90305-692-010	NUT, SPINDLE (22MM)	-	-	2	-	2	2	2	2	-----	T11B,T11C,T11D,T5B,T5C,T6D
40	94111-10800	WASHER, SPRING, 10MM	-	-	2	-	2	2	2	2	-----	T11B,T11C,T11D,T5B,T5C,T6D
41	95801-06012-08	BOLT, FLANGE, 6X12	-	-	6	-	6	6	6	6	-----	T11B,T11C,T11D,T5B,T5C,T6D
42	93600-06014-0H	SCREW, FLAT, 6X14	-	-	4	-	4	4	4	4	-----	T11B,T11C,T11D,T5B,T5C,T6D

5

B-21

FRONT DRIVESHAFT ('96/'98)



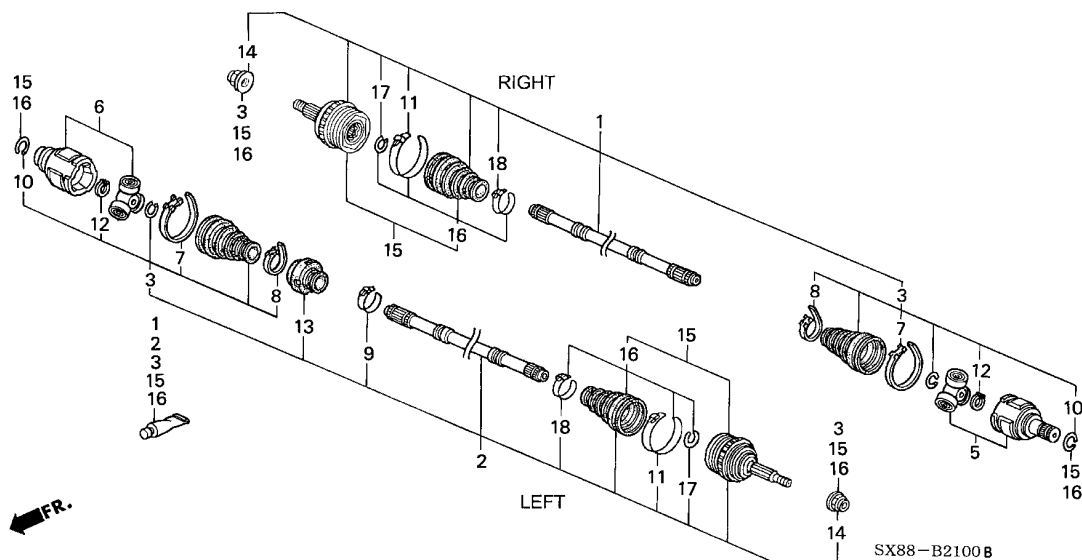
Service item	F.R.T.
NUT, SPINDLE	0.3
BOOT SET, INBOARD	1.2
.BOOT SET, OUTBOARD (1.0 ADDED WHEN EITHER SIDE IS ADDED)	
.DRIVESHAFT SET, R. (1.0 ADDED WHEN EITHER SIDE IS ADDED)	
.JOINT COMP., INBOARD	
.JOINT SET, OUTBOARD (1.0 ADDED WHEN EITHER SIDE IS ADDED)	
DAMPER, DYNAMIC	1.3

Ref. No.	Part No.	Description	Reqd. QTY								Serial No.	Parts catalogue code
			1996		1998		1999		2001			
			MT	AT	MT	AT	MT	AT	MT	AT		
1	44010-SX8-T00	DRIVESHAFT SET, R.	1	-	-	-	-	-	-	-	TP101260 T1A	
			1	-	-	-	-	-	-	-	TP105760 T3B	
			-	1	-	-	-	-	-	-	TP108165	
	44010-SX8-M01	1	-	-	-	-	-	-	-	TP101261	T1A
			1	-	-	-	-	-	-	-	TP105761	T3B
			-	1	-	-	-	-	-	-	TP108166	
			-	-	1	1	-	-	-	-		T2A,T5B,T5C,T9B,T9C
	44010-SX8-M51	-	-	1	1	-	-	-	-		T10D,T6D
2	44011-S04-010	DRIVESHAFT SET, L.	1	-	-	-	-	-	-	-	TP101260 T1A	
			1	-	-	-	-	-	-	-	TP105760 T3B	
	44011-SX8-M01	1	-	-	-	-	-	-	-	TP108165	
			1	-	-	-	-	-	-	-	TP101261	T1A
			1	-	-	-	-	-	-	-	TP105761	T3B
			-	1	-	-	-	-	-	-	TP108166	
			-	-	1	1	-	-	-	-		T2A,T5B,T5C,T9B,T9C
	44011-SX8-M51	-	-	1	1	-	-	-	-		T10D,T6D
3	44017-S04-010	BOOT SET, INBOARD	2	2	-	-	-	-	-	-		
	44017-S04-020	-	-	2	2	-	-	-	-		
5	44310-S04-300	JOINT COMP., INBOARD	1	1	1	1	-	-	-	-		
6	44310-S04-900	JOINT COMP., INBOARD	1	1	1	1	-	-	-	-		
7	44316-SA7-320	BAND, INBOARD BOOT	2	2	-	2	-	-	-	-		
	44327-SV4-305	BAND, JOINT BOOT (DOUBLE ROLLED BAND)	-	-	2	-	-	-	-	-		T5B,T5C,T6D
			-	-	2	-	-	-	-	-		T2A
8	44318-SA2-300	BAND C, BOOT	2	2	-	2	-	-	-	-		
	44329-SV4-305	BAND, SHAFT BOOT (DOUBLE ROLLED BAND)	-	-	2	-	-	-	-	-		T5B,T5C,T6D
			-	-	2	-	-	-	-	-		T2A



B-21

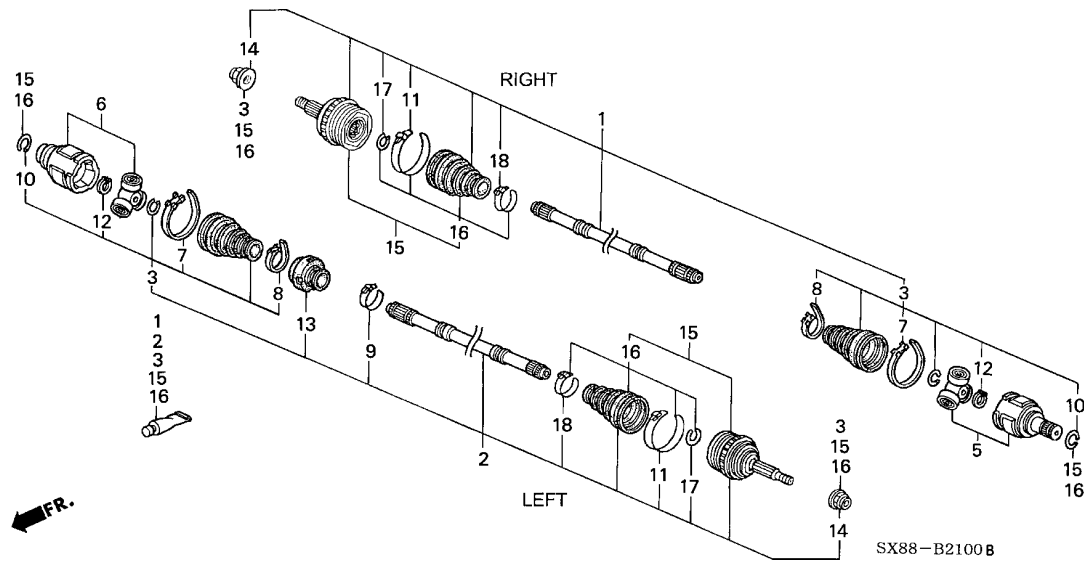
FRONT DRIVESHAFT ('96/'98)



Ref. No.	Part No.	Description	Reqd. QTY								Serial No.	Parts catalogue code
			1996		1998		1999		2001			
			MT	AT	MT	AT	MT	AT	MT	AT		
9	44318-SA7-300	BAND, DRIVESHAFT BOOT	1	1	-	1	-	-	-	-	-	T5B,T5C,T6D
	44329-SV4-305	BAND, SHAFT BOOT (DOUBLE ROLLED BAND)	-	-	1	-	-	-	-	-	-	T2A
10	44319-S04-300	SET RING, 26X1.8	2	2	2	2	-	-	-	-	-	
11	44327-SV4-305	BAND, JOINT BOOT (DOUBLE ROLLED BAND)	2	2	2	2	-	-	-	-	-	
12	44338-S04-300	CIRCLIP, 23MM	2	2	2	2	-	-	-	-	-	
13	44351-S04-911	DAMPER, DYNAMIC (TOUKAI)	1	1	1	1	-	-	-	-	-	
14	90305-692-010	NUT, SPINDLE (22MM)	2	2	2	2	-	-	-	-	-	
15	44014-S04-010	JOINT SET, OUTBOARD	2	-	-	-	-	-	-	-	-	TP101260 T1A TP105760 T3B TP108165
	44014-SX8-M02	JOINT SET, OUTBOARD (ADS)	2	-	-	-	-	-	-	-	-	TP101261 T1A TP105761 T3B TP108166
	44014-SX8-M52		-	-	2	2	-	-	-	-	-	T2A,T5B,T5C,T9B,T9C T10D,T6D
16	44018-S04-C03	BOOT SET, OUTBOARD	2	-	-	-	-	-	-	-	-	TP101260 T1A TP105760 T3B TP108165
	44018-SX8-M01	BOOT SET, OUTBOARD (ADS)	-	-	2	2	-	-	-	-	-	T10D,T6D
	44018-SX8-M02		2	-	-	-	-	-	-	-	-	TP101261 T1A TP105761 T3B TP108166
			-	-	2	2	-	-	-	-	-	T2A,T5B,T5C,T9B,T9C

B-21

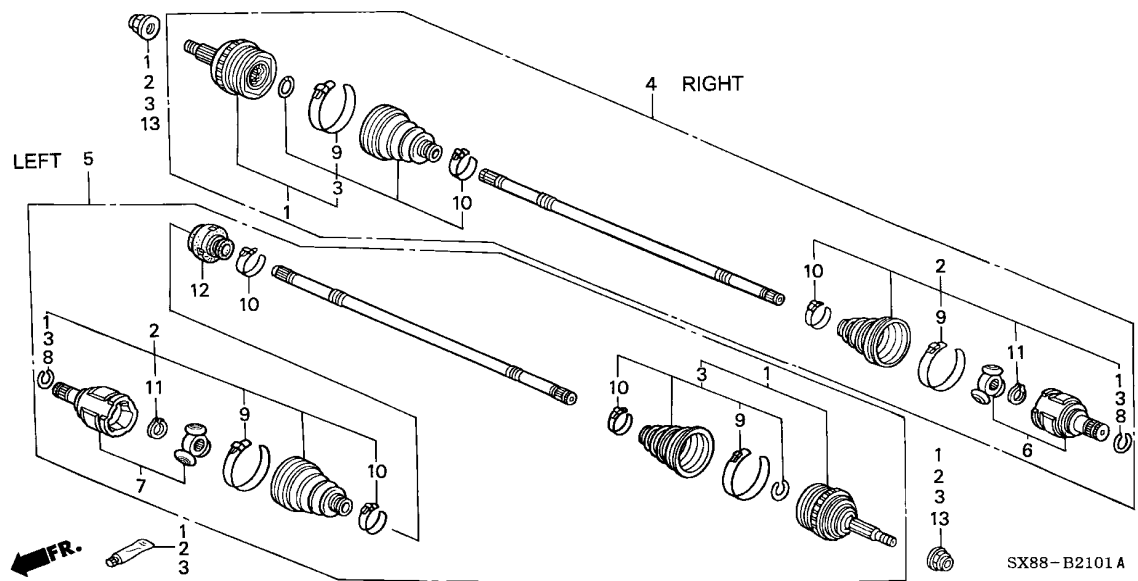
FRONT DRIVESHAFT ('96/'98)



Ref. No.	Part No.	Description	Reqd. QTY								Serial No.	Parts catalogue code
			1996		1998		1999		2001			
			MT	AT	MT	AT	MT	AT	MT	AT		
17	44337-S04-300	RING B, STOPPER	2	-	-	-	-	-	-	-	-----	TP101260 T1A
			2	-	-	-	-	-	-	-	-----	TP105760 T3B
			-	2	-	-	-	-	-	-	-----	TP108165
18	44329-SV4-305	BAND, SHAFT BOOT (DOUBLE ROLLED BAND)	2	2	2	2	-	-	-	-		

B-21-1

FRONT DRIVESHAFT('99/'01)



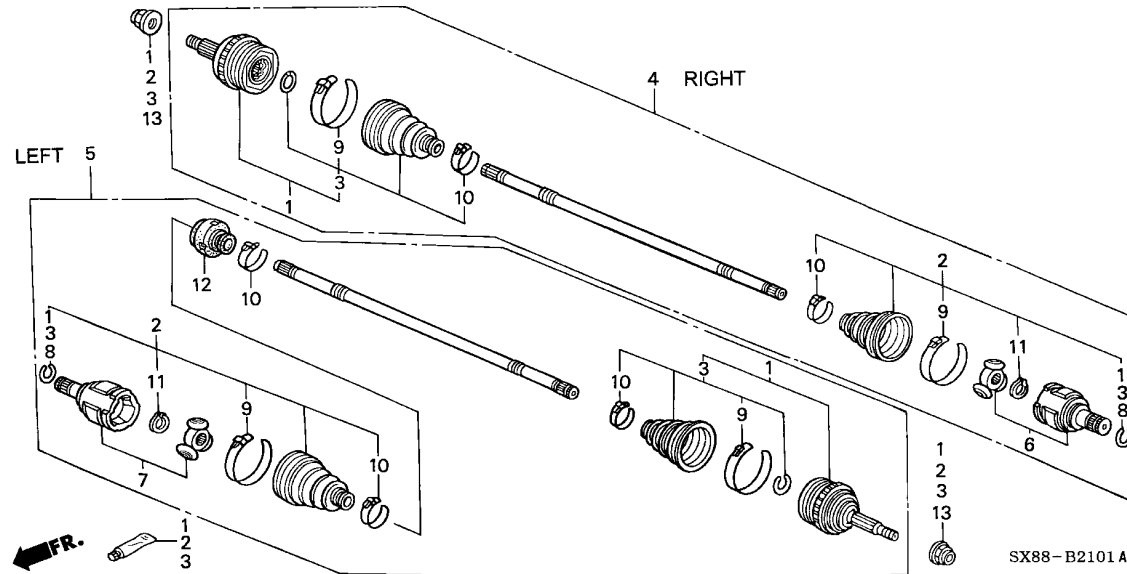
Service item	F.R.T.
DRIVESHAFT ASSY., R. (0.5 ADDED WHEN EITHER SIDE IS ADDED)	0.7
BOOT SET, INBOARDBOOT SET, OUTBOARD (1.0 ADDED WHEN EITHER SIDE IS ADDED)	1.2
.JOINT COMP., INBOARD .JOINT SET, OUTBOARD (1.0 ADDED WHEN EITHER SIDE IS ADDED)	
DAMPER, DYNAMIC	1.3

Ref. No.	Part No.	Description	Reqd. QTY								Serial No.	Parts catalogue code	
			1996		1998		1999		2001				
			MT	AT	MT	AT	MT	AT	MT	AT			
1	44014-SX8-M02	JOINT SET, OUTBOARD (ADS) ...	-	-	-	-	2	-	2	-	-	-	-
	44014-SX8-M52	-	-	-	-	-	2	-	2	-	-	T11B,T11C,T4B,T8B
2	44017-S04-020	BOOT SET, INBOARD	-	-	-	-	2	2	-	-	-	-	T11D
	44017-S5A-000	-	-	-	-	-	-	2	2	-	-	
3	44018-SX8-M02	BOOT SET, OUTBOARD (ADS)	-	-	-	-	2	2	2	2	-	-	
4	44305-SX8-M01	DRIVESHAFT ASSY., R.	-	-	-	-	1	1	-	-	-	-	T11B,T11C,T2A
		-	-	-	-	1	-	-	-	-	-	XP100450 T8B
		-	-	-	-	-	1	-	-	-	-	T8B
	44305-SX8-M02	-	-	-	-	1	-	-	-	-	-	XP100451 T8B
	44305-SX8-M51	-	-	-	-	-	1	-	-	-	-	T11D
	44305-SX8-M04	-	-	-	-	-	-	1	-	-	-	T11B,T11C,T4B,T8B
		-	-	-	-	-	-	-	1	-	-	T11D
5	44306-SX8-M01	DRIVESHAFT ASSY., L.	-	-	-	-	1	1	-	-	-	-	T11B,T11C,T2A
		-	-	-	-	1	-	-	-	-	-	XP100450 T8B
		-	-	-	-	-	1	-	-	-	-	T8B
	44306-SX8-M51	-	-	-	-	-	1	-	-	-	-	T11D
	44306-SX8-M02	-	-	-	-	1	-	-	-	-	-	XP100451 T8B
	44306-SX8-M04	-	-	-	-	-	-	1	-	-	-	T11B,T11C,T4B,T8B
	44306-SX8-M54	-	-	-	-	-	-	-	1	-	-	T11D
6	44310-S04-300	JOINT COMP., INBOARD	-	-	-	-	1	1	-	-	-	-	
	44310-S5A-J50	-	-	-	-	-	-	1	1	-	-	
7	44310-S04-900	JOINT COMP., INBOARD	-	-	-	-	1	1	-	-	-	-	
	44310-S5A-900	-	-	-	-	-	-	1	1	-	-	
8	44319-S04-300	SET RING, 26X1.8	-	-	-	-	2	2	2	2	-	-	

5

B-21-1

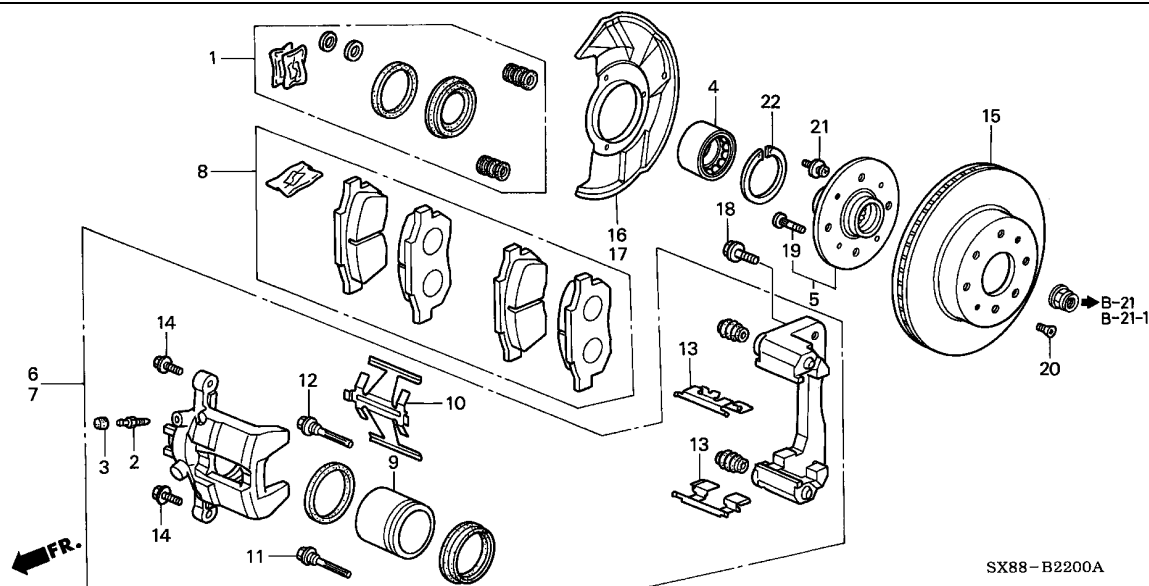
FRONT DRIVESHAFT('99/'01)



Ref. No.	Part No.	Description	Reqd. QTY								Serial No.	Parts catalogue code
			1996		1998		1999		2001			
			MT	AT	MT	AT	MT	AT	MT	AT		
9	44327-SV4-305	BAND, JOINT BOOT (DOUBLE ROLLED BAND)	-	-	-	-	4	4	4	4		
10	44329-SV4-305	BAND, SHAFT BOOT (DOUBLE ROLLED BAND)	-	-	-	-	5	5	5	5		
11	44338-S04-300	CIRCLIP, 23MM	-	-	-	-	2	2	2	2		
12	44351-S04-911	DAMPER, DYNAMIC (TOUKAI)	-	-	-	-	1	1	1	1		
13	90305-692-010	NUT, SPINDLE (22MM)	-	-	-	-	2	2	2	2		

B-22

FRONT BRAKE



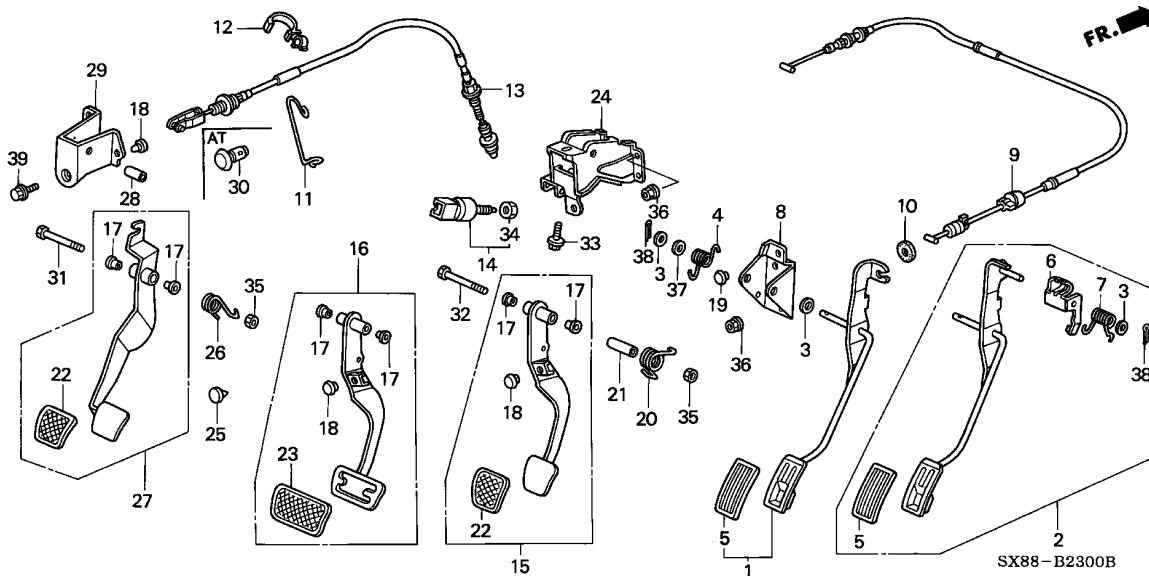
Service item	F.R.T.
SCREW, BLEEDER	0.3
DISK, FR. BRAKE	0.5
(WHEN SERVICING BOTH R/L SIDES, F.R.T. IS 0.8)	
CALIPER SUB ASSY., R. FR.	0.7
(WHEN SERVICING BOTH R/L SIDES, F.R.T. IS 1.2)	
PAD SET, FR.	
CALIPER SET, FR.	1.0
(WHEN SERVICING BOTH R/L SIDES, F.R.T. IS 1.5)	
BEARING ASSY., HUB	1.4
BOLT, WHEEL (SAME TIME FOR TWO UNITS OR MORE)	
GUARD, R. FR. BRAKE SPLASH	
HUB ASSY., FR.	

Ref. No.	Part No.	Description	Reqd. QTY								Serial No.	Parts catalogue code
			1996		1998		1999		2001			
			MT	AT	MT	AT	MT	AT	MT	AT		
1	01463-S04-910	CALIPER SET, FR.	2	2	2	2	2	2	2	2		
2	43352-SM4-951	SCREW, BLEEDER	2	2	2	2	2	2	2	2		
3	43353-SD5-003	CAP, BLEEDER SCREW	2	2	2	2	2	2	2	2		
4	44300-SX8-004	BEARING ASSY., HUB	2	2	2	2	2	2	2	2		
5	44600-S04-980	HUB ASSY., FR.	2	2	-	-	-	-	-	-		
	44600-SX8-T00	-	-	2	2	2	2	2	2		
6	45018-SX8-T01	CALIPER SUB ASSY., R. FR. ...	1	1	1	1	1	1	1	1		
7	45019-SX8-T01	CALIPER SUB ASSY., L. FR. ...	1	1	1	1	1	1	1	1		
8	45022-SX8-T01	PAD SET, FR.	1	1	1	1	1	1	1	1		
9	45216-SC2-003	PISTON (51MM)	2	2	2	2	2	2	2	2		
10	45227-692-931	SPRING, PAD	2	2	2	2	2	2	2	2		
11	45235-SA0-003	PIN A	2	2	2	2	2	2	2	2		
12	45236-SH3-003	PIN B	2	2	2	2	2	2	2	2		
13	45237-692-931	RETAINER, PAD	4	4	4	4	4	4	4	4		
14	45240-SC2-003	BOLT, FLANGE, 8X22	4	4	4	4	4	4	4	4		
15	45251-SB2-940	DISK, FR. BRAKE	2	2	2	2	2	2	2	2		
16	45255-SX8-T10	GUARD, R. FR. BRAKE SPLASH ..	1	1	1	1	1	1	1	1		
17	45256-SX8-T10	GUARD, L. FR. BRAKE SPLASH ..	1	1	1	1	1	1	1	1		
18	90107-SM4-000	BOLT, CALIPER MOUNTING (12X21)	4	4	4	4	4	4	4	4		
19	90113-SA0-006	BOLT, WHEEL (SAGA)	8	8	8	8	8	8	8	8		
	90113-SA0-025	BOLT, WHEEL (NAGOYA RASHI) ..	8	8	8	8	8	8	8	8		
20	93600-06014-0H	SCREW, FLAT, 6X14	4	4	4	4	4	4	4	4		
21	93892-05012-08	SCREW-WASHER, 5X12	6	6	6	6	6	6	6	6		
22	94520-72000	CIRCLIP, INTERNAL, 72MM	2	2	2	2	2	2	2	2		

5

B-23

PEDAL



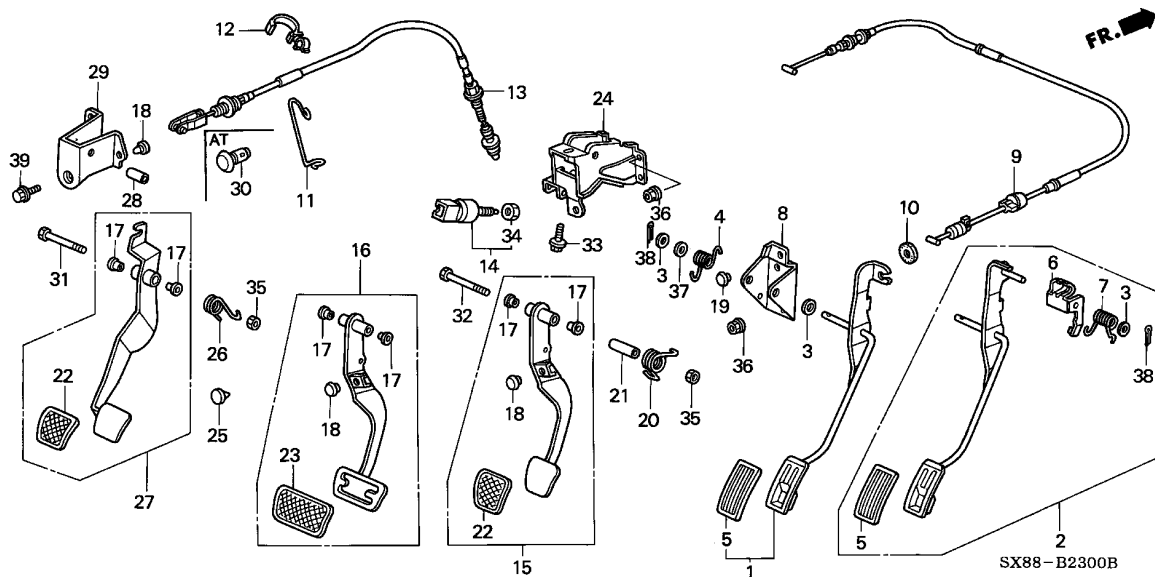
Service item	F.R.T.
COVER, ACCELERATOR PEDAL	0.1
.COVER, BRAKE PEDAL	
.COVER, PEDAL	
.PAD, PEDAL STOPPER	
SWITCH ASSY., STOP	0.2
.WIRE COMP., CLUTCH	
PEDAL COMP., ACCELERATOR	0.3
.PEDAL COMP., CLUTCH	
.WIRE, THROTTLE	
BRACKET, BRAKE PEDAL	0.7
.PEDAL COMP., BRAKE	

Ref. No.	Part No.	Description	Reqd. QTY								Serial No.	Parts catalogue code
			1996		1998		1999		2001			
			MT	AT	MT	AT	MT	AT	MT	AT		
1	17810-SX8-T00	PEDAL COMP., ACCELERATOR	1	-	1	-	1	-	1	-		
2	17810-SX8-T80	PEDAL COMP., ACCELERATOR	-	1	-	1	-	1	-	1		
3	17812-SA7-010	WASHER, ACCELERATOR PEDAL ...	2	3	2	3	2	3	2	3		
4	17814-SX8-T00	SPRING, ACCELERATOR PEDAL ...	1	1	1	1	1	1	1	1		
5	17816-SK7-000	COVER, ACCELERATOR PEDAL	1	1	1	1	1	1	1	1		
6	17826-SB2-950	HOOK, THROTTLE WIRE	-	1	-	1	-	1	-	1		
7	17827-SH3-981	SPRING, ACCELERATOR PLATE ...	-	1	-	1	-	1	-	1		
8	17831-SX8-T00	BRACKET, ACCELERATOR PEDAL ..	1	1	1	1	1	1	1	1		
9	17910-SX8-T01	WIRE, THROTTLE	1	-	1	-	1	-	1	-		
	17910-SX8-T51	-	1	-	1	-	1	-	1		
10	17921-SA4-730	SEAL, THROTTLE CABLE	1	1	1	1	1	1	1	1		
11	17925-SX8-T00	CLAMP, CLUTCH WIRE	-	-	1	-	1	-	1	-		
12	17927-SH3-A01	CLAMP, CLUTCH WIRE	1	-	1	-	1	-	1	-		
13	22910-SX8-T03	WIRE COMP., CLUTCH	1	-	-	-	-	-	-	-		
	22910-SX8-T31	-	-	1	-	1	-	1	-		
14	35350-SE0-013	SWITCH ASSY., STOP (TEC)	1	1	1	1	1	1	1	1		
15	46500-SX8-T00	PEDAL COMP., BRAKE	1	-	1	-	1	-	1	-		
16	46500-SX8-T80	PEDAL COMP., BRAKE	-	1	-	1	-	1	-	1		
17	46504-ST5-300	BUSH, PEDAL	4	2	4	2	4	2	4	2		
18	46505-SA5-000	PAD, PEDAL STOPPER	2	1	2	1	2	1	2	1		
19	46505-SA7-000	PAD, PEDAL STOPPER	1	1	1	1	1	1	1	1		
20	46530-SH3-000	SPRING, PEDAL RETURN	1	1	1	1	1	1	1	1		
21	46535-SM4-000	COLLAR, PEDAL	1	1	1	1	1	1	1	1		
22	46545-SH3-000	COVER, PEDAL	2	-	2	-	2	-	2	-		
23	46545-692-980	COVER, BRAKE PEDAL	-	1	-	1	-	1	-	1		



B-23

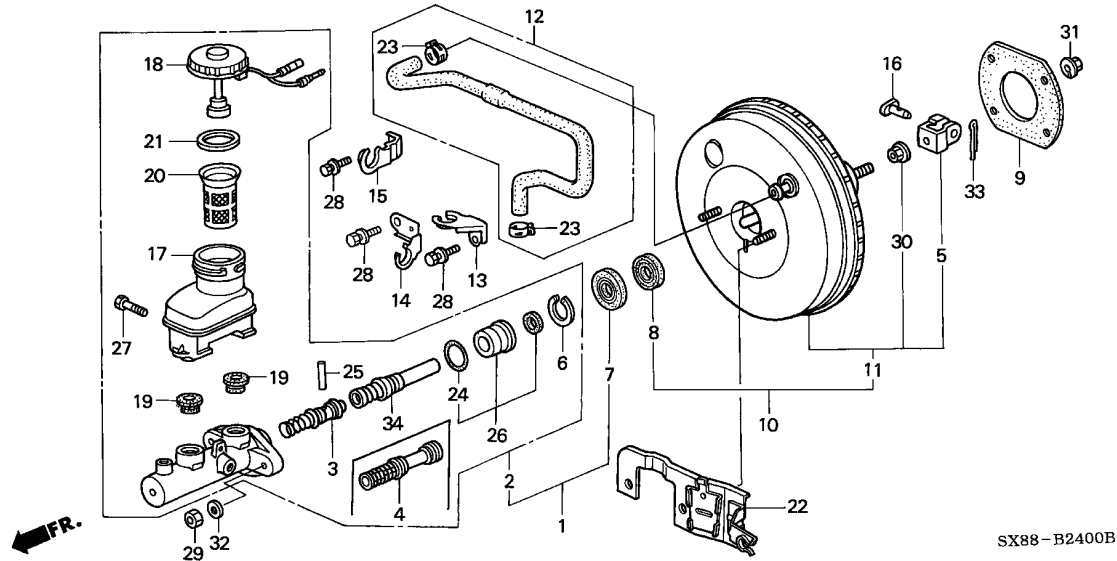
PEDAL



Ref. No.	Part No.	Description	Reqd. QTY								Serial No.	Parts catalogue code
			1996		1998		1999		2001			
			MT	AT	MT	AT	MT	AT	MT	AT		
24	46590-SX8-T00	BRACKET, BRAKE PEDAL	1	1	1	1	1	1	1	1		
25	46905-SK7-000	STOPPER, CLUTCH PEDAL	1	-	1	-	1	-	1	-		
26	46908-SX8-T00	SPRING, CLUTCH RETURN	1	-	1	-	1	-	1	-		
27	46910-SX8-T00	PEDAL COMP., CLUTCH	1	-	-	-	-	-	-	-		
	46910-SX8-T01	-	-	1	-	1	-	1	-		
28	46936-SD4-000	COLLAR, CLUTCH PEDAL	1	-	1	-	1	-	1	-		
29	46990-SX8-T00	BRACKET, CLUTCH PEDAL	1	-	1	-	1	-	1	-		
30	91604-SH3-003	GROMMET, CLUTCH HOLDER	-	1	-	1	-	1	-	1		
31	92201-10055-0J	BOLT, HEX., 10X55	1	-	1	-	1	-	1	-		
32	92201-10070-0J	BOLT, HEX., 10X70	1	1	1	1	1	1	1	1		
33	93404-08016-08	BOLT-WASHER, 8X16	1	1	1	1	1	1	1	1		
34	94001-10080-0S	NUT, HEX., 10MM	1	1	1	1	1	1	1	1		
35	94001-10090-0S	NUT, HEX., 10MM	2	1	2	1	2	1	2	1		
36	94070-08080	NUT-WASHER, 8MM	6	6	6	6	6	6	6	6		
37	94102-10800	WASHER, PLAIN, 10MM	1	1	1	1	1	1	1	1		
38	94201-25180	PIN, SPLIT, 2.5X18	1	2	1	2	1	2	1	2		
39	95701-08014-08	BOLT, FLANGE, 8X14	3	-	3	-	3	-	3	-		

B-24

BRAKE MASTER CYLINDER/MASTER POWER

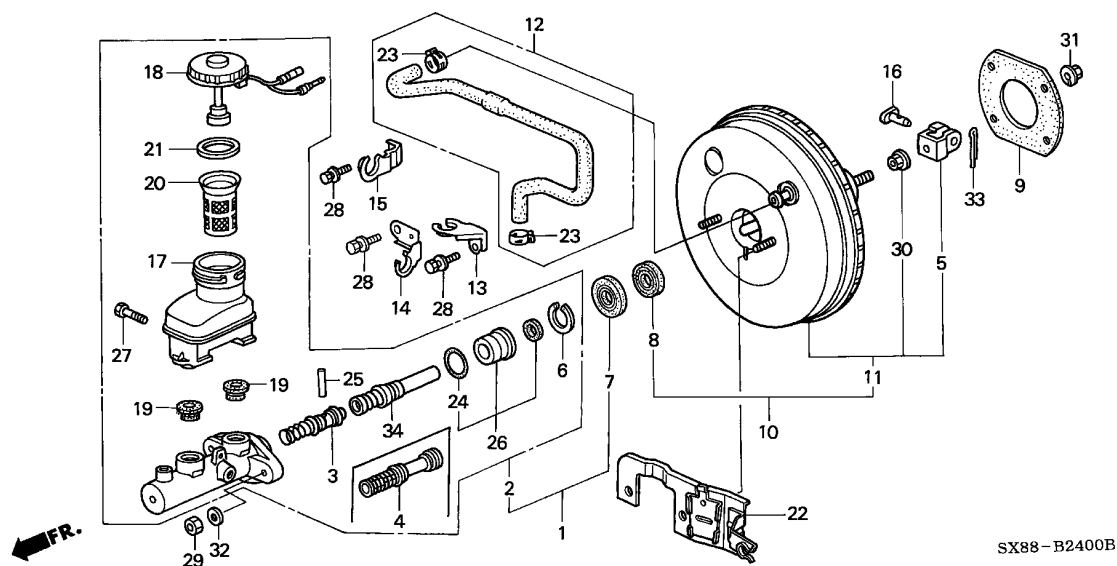


Service item	F.R.T.
FILTER, BRAKE RESERVOIR	0.1
CAP COMP., RESERVE TANK	0.2
.TUBE ASSY., MASTER POWER	
CYLINDER ASSY., MASTER	1.0
PISTON ASSY., PRIMARY	1.2
(INC. RELATIVE PART)	
POWER ASSY., MASTER	1.4

Ref. No.	Part No.	Description	Reqd. QTY								Serial No.	Parts catalogue code
			1996		1998		1999		2001			
			MT	AT	MT	AT	MT	AT	MT	AT		
1	46100-S04-A53	CYLINDER ASSY., MASTER (ABS)	-	-	1	1	-	1	-	1	-----	T10D,T11D,T6D
2	46100-SX8-T01	CYLINDER ASSY., MASTER	1	-	-	-	-	-	-	-	-----	TP101050 T1A
				1	-	-	-	-	-	-	-----	TP104950 T3B
					1	-	-	-	-	-	-----	TP106631
	46100-SX8-T02	1	-	-	-	-	-	-	-	-----	TP101051 T1A
			1	-	-	-	-	-	-	-	-----	TP104951 T3B
			-	1	-	-	-	-	-	-	-----	TP106632
			-	-	1	1	-	1	-	1	-----	T11B,T11C,T2A,T4B,T5B,T5C,T8B,T9B,T9C
3	46120-SH3-013	PISTON ASSY., PRIMARY	1	1	-	-	1	-	1	-	-----	T11B,T11C,T2A,T4B,T5B,T5C,T8B,T9B,T9C
			-	-	1	1	-	1	-	1	-----	T10D,T11D,T6D
	57520-SF1-023	-	-	1	1	-	1	-	1	-----	T10D,T11D,T6D
4	46122-S04-J02	PISTON ASSY., SECONDARY	1	1	-	-	1	-	1	-	-----	T11B,T11C,T2A,T4B,T5B,T5C,T8B,T9B,T9C
			-	-	1	1	-	1	-	1	-----	T11B,T11C,T2A,T4B,T5B,T5C,T8B,T9B,T9C
5	46151-SB2-003	YOKE, PUSH ROD (NISSIN)	1	1	1	1	1	1	1	1	-----	T11B,T11C,T2A,T4B,T5B,T5C,T8B,T9B,T9C
6	46182-500-013	CIRCLIP	1	1	-	-	1	-	1	-	-----	T11B,T11C,T2A,T4B,T5B,T5C,T8B,T9B,T9C
			-	-	1	1	-	1	-	1	-----	T10D,T11D,T6D
	57562-SF1-003	-	-	1	1	-	1	-	1	-----	T10D,T11D,T6D
7	46185-SE0-003	SEAL, ROD	-	-	1	1	-	1	-	1	-----	T10D,T11D,T6D
8	46185-S04-J01	SEAL, ROD	1	1	-	-	1	-	1	-	-----	T11B,T11C,T2A,T4B,T5B,T5C,T8B,T9B,T9C
			-	-	1	1	-	1	-	1	-----	T11B,T11C,T2A,T4B,T5B,T5C,T8B,T9B,T9C
9	46191-634-000	GASKET, MASTER CYLINDER									-----	T11B,T11C,T2A,T4B,T5B,T5C,T8B,T9B,T9C
		BRACKET	1	1	1	1	1	1	1	1	-----	T11B,T11C,T2A,T4B,T5B,T5C,T8B,T9B,T9C
10	46400-SX8-T01	POWER ASSY., MASTER (9")	1	1	-	-	1	-	1	-	-----	T11B,T11C,T2A,T4B,T5B,T5C,T8B,T9B,T9C
			-	-	1	1	-	1	-	1	-----	T11B,T11C,T2A,T4B,T5B,T5C,T8B,T9B,T9C
11	46400-SX8-T81	POWER ASSY., MASTER (7"+8")	-	-	1	1	-	1	-	1	-----	T10D,T11D,T6D

B-24

BRAKE MASTER CYLINDER/MASTER POWER

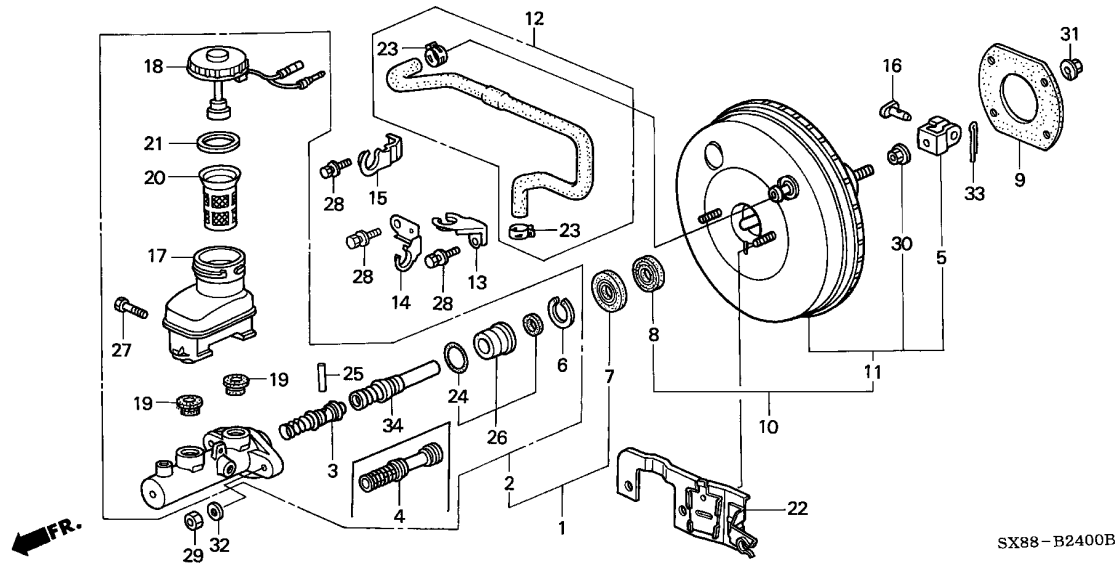


SX88-B2400B

Ref. No.	Part No.	Description	Reqd. QTY								Serial No.	Parts catalogue code
			1996		1998		1999		2001			
			MT	AT	MT	AT	MT	AT	MT	AT		
12	46402-SX8-T01	TUBE ASSY., MASTER POWER	1	1	-	-	1	-	1	-		
	46402-SX8-T80		-	-	1	1	-	1	-	1	-----	T11B,T11C,T2A,T4B,T5B,T5C,T8B,T9B,T9C
13	46406-SX8-T00	STAY D, MASTER POWER TUBE	1	1	1	1	1	1	1	1	-----	T10D,T11D,T6D
14	46406-SX8-T80	STAY, MASTER POWER TUBE	-	-	1	1	-	1	-	1	-----	T10D,T11D,T6D
15	46407-SX8-T00	STAY A, MASTER POWER TUBE	1	1	1	1	1	1	1	1		
16	46512-SB2-000	PIN, PEDAL	1	1	1	1	1	1	1	1		
17	46660-S04-J01	RESERVOIR COMP.	1	1	1	1	1	1	1	1		
18	46662-S04-J01	CAP COMP., RESERVE TANK	1	1	1	1	1	1	1	1		
19	46665-S04-J01	GROMMET	2	2	2	2	2	2	2	2		
20	46666-S04-J01	FILTER, BRAKE RESERVOIR	1	1	1	1	1	1	1	1		
21	46669-692-003	SEAL, RESERVE TANK	1	1	1	1	1	1	1	1		
22	46674-SX8-T80	BRACKET, CANISTER	-	-	1	1	-	1	-	1	-----	T10D,T11D,T6D
23	53729-671-003	CLAMP D, 15.5MM	2	2	2	2	2	2	2	2		
24	57173-SB0-801	O-RING, CONNECTOR	-	-	1	1	-	1	-	1	-----	T10D,T11D,T6D
25	57515-S04-J51	PIN, STOP	-	-	1	1	-	1	-	1	-----	T10D,T11D,T6D
26	57560-S04-J51	GUIDE ASSY., PISTON	-	-	1	1	-	1	-	1	-----	T10D,T11D,T6D
27	92301-05025-0H	BOLT, RECESSED, 5X25	1	1	1	1	1	1	1	1		
28	93402-06010-08	BOLT-WASHER, 6X10	2	2	-	-	2	-	2	-		
			-	-	2	3	-	2	-	2	-----	T10D,T11B,T11C,T2A,T4B,T5B,T5C,T8B
			-	-	3	2	-	3	-	3	-----	T11D,T6D,T9B,T9C
29	94001-08080-0S	NUT, HEX., 8MM	2	2	2	2	2	2	2	2		
30	94050-08080	NUT, FLANGE, 8MM	1	1	1	1	1	1	1	1		
31	94070-08080	NUT-WASHER, 8MM	4	4	4	4	4	4	4	4		
32	94111-08800	WASHER, SPRING, 8MM	2	2	2	2	2	2	2	2		

B-24

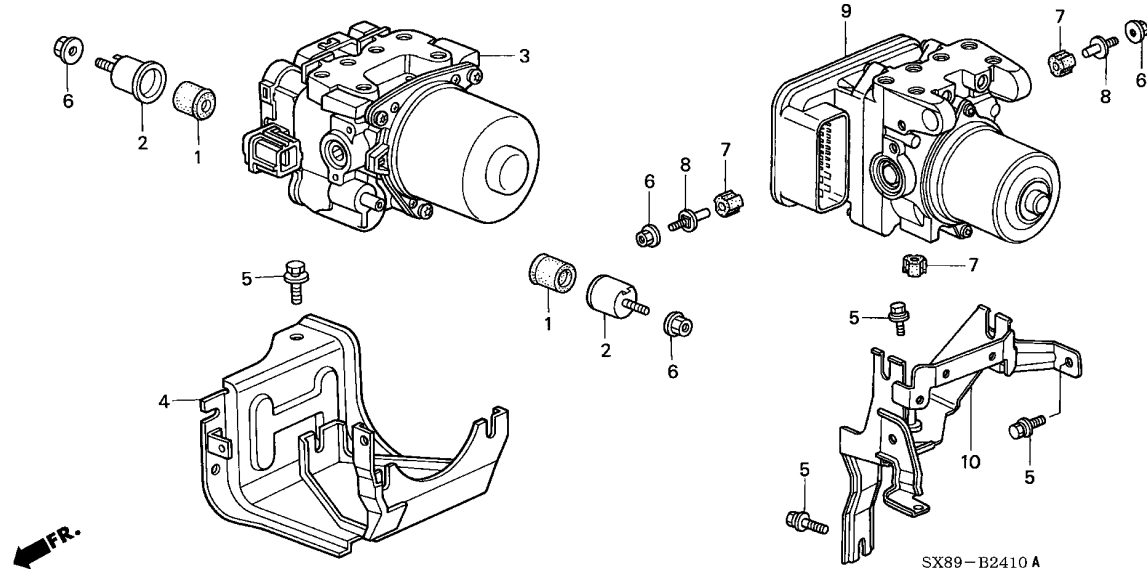
BRAKE MASTER CYLINDER/MASTER POWER



Ref. No.	Part No.	Description	Reqd. QTY								Serial No.	Parts catalogue code
			1996		1998		1999		2001			
			MT	AT	MT	AT	MT	AT	MT	AT		
33	94201-20220	PIN, SPLIT, 2.0X22	1	1	1	1	1	1	1	1		
34	57540-S04-J52	PISTON ASSY., SECONDARY	-	-	1	1	-	1	-	1	-----	T10D,T11D,T6D

B-24-10

ABS MODULATOR



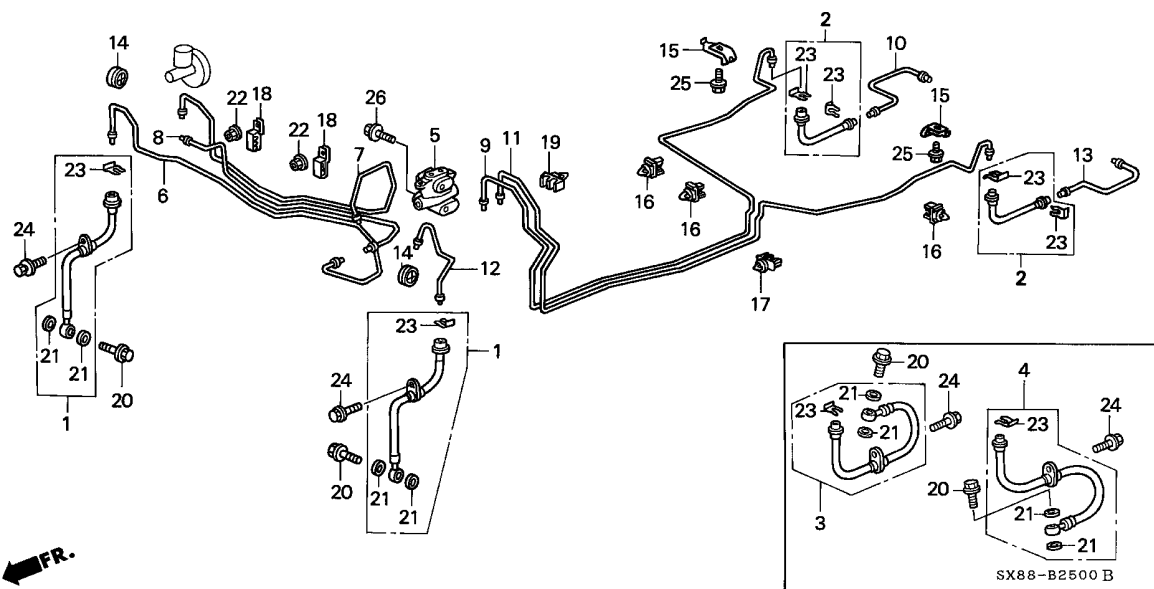
Service item	F.R.T.
BRACKET, MODULATOR	1.8
MODULATOR ASSY.	2.0

Ref. No.	Part No.	Description	Reqd. QTY								Serial No.	Parts catalogue code
			1996		1998		1999		2001			
			MT	AT	MT	AT	MT	AT	MT	AT		
1	57101-S30-003	RUBBER, ABS MOUNTING	-	-	3	3	-	3	-	-	-----	T10D,T11D,T6D
2	57102-S30-003	HOLDER, ABS	-	-	3	3	-	3	-	-	-----	T10D,T11D,T6D
3	57110-SX8-T81	MODULATOR ASSY.	-	-	1	1	-	1	-	-	-----	T10D,T11D,T6D
4	57115-SX8-T80	BRACKET, MODULATOR	-	-	1	1	-	1	-	-	-----	T10D,T11D,T6D
5	93403-08016-08	BOLT-WASHER, 8X16	-	-	3	3	-	3	-	3	-----	T10D,T11D,T6D
6	94071-06080	NUT-WASHER, 6MM	-	-	3	3	-	3	-	2	-----	T10D,T11D,T6D
7	57101-S2A-003	RUBBER, ABS MOUNTING	-	-	-	-	-	-	-	3	-----	T11D
8	57102-S2A-003	BOLT, ABS MOUNTING	-	-	-	-	-	-	-	2	-----	T11D
9	57110-SX8-T82	MODULATOR ASSY.	-	-	-	-	-	-	-	1	-----	T11D
10	57115-SX8-T81	BRACKET, MODULATOR	-	-	-	-	-	-	-	1	-----	T11D

5

B-25

BRAKE LINES



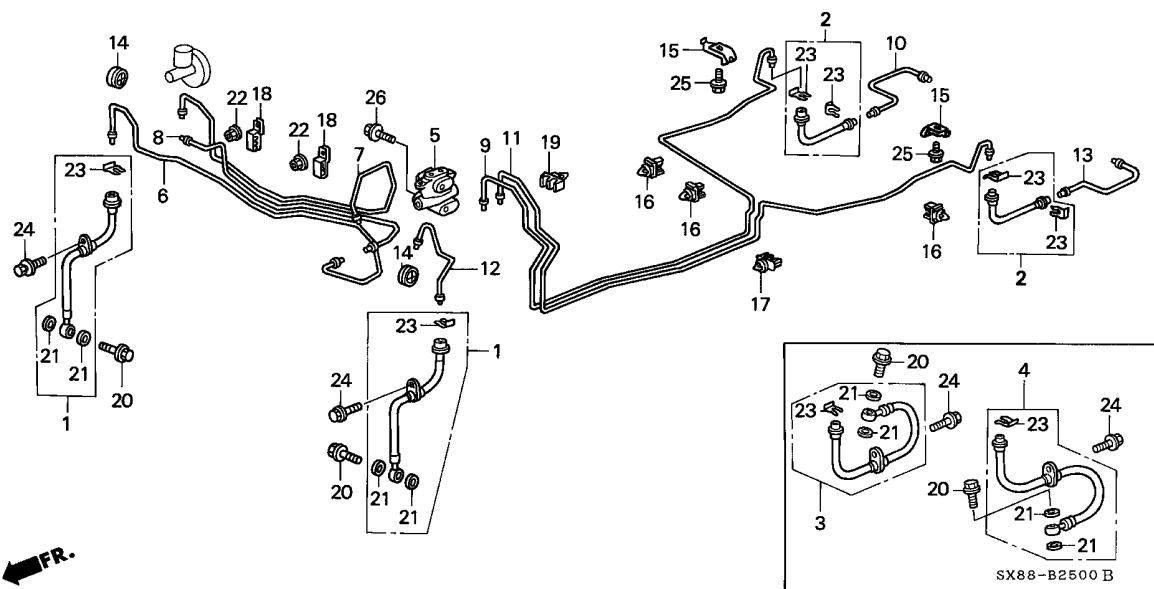
Service item	F.R.T.
HOSE SET, FR. BRAKE	0.7
.HOSE SET, RR. BRAKE	
.PIPE COMP. E, R. BRAKE	
.PIPE COMP. F, BRAKE	
VALVE ASSY., PROPORTIONING ...	0.9
PIPE COMP. A, BRAKE	1.2
.PIPE COMP. B, BRAKE	
.PIPE COMP. H, BRAKE	
PIPE COMP. C, BRAKE	2.0
.PIPE COMP. D, BRAKE	

Ref. No.	Part No.	Description	Reqd. QTY								Serial No.	Parts catalogue code			
			1996		1998		1999		2001						
			MT	AT	MT	AT	MT	AT	MT	AT					
1	01464-SX8-T00	HOSE SET, FR. BRAKE	2	2	-	-	2	-	2	-	-	-	-	-	T11B,T11C,T2A,T4B,T5B,T5C,T8B,T9B,T9C
2	01466-SX8-T00	HOSE SET, RR. BRAKE	2	2	-	-	-	-	-	-	-	-	-	-	T2A,T4B,T8B
3	01466-SX8-T50	HOSE SET, R. RR. BRAKE	-	-	1	1	1	1	1	1	-	-	-	-	T11B,T11C,T5B,T5C,T9B,T9C
4	01468-SX8-T50	HOSE SET, L. RR. BRAKE	-	-	1	1	1	1	1	1	-	-	-	-	T11B,T11C,T5B,T5C,T9B,T9C
5	46210-S04-911	VALVE ASSY., PROPORTIONING ..	1	1	-	-	-	-	-	-	-	-	-	-	T2A
	46210-S04-951	-	-	1	1	-	-	-	-	-	-	-	-	T5B,T5C,T9B,T9C
	46210-S04-912	-	-	-	-	1	1	1	1	-	-	-	-	T2A,T4B,T8B
	46210-S04-952	-	-	-	-	1	1	1	1	-	-	-	-	T11B,T11C
6	46310-SX8-T00	PIPE COMP. A, BRAKE	1	1	-	-	1	-	1	-	-	-	-	-	T11B,T11C,T2A,T4B,T5B,T5C,T8B,T9B,T9C
7	46320-SX8-T00	PIPE COMP. B, BRAKE	1	1	-	-	1	-	1	-	-	-	-	-	T11B,T11C,T2A,T4B,T5B,T5C,T8B,T9B,T9C
8	46321-SX8-T00	PIPE COMP. H, BRAKE	1	1	-	-	1	-	1	-	-	-	-	-	T11B,T11C,T2A,T4B,T5B,T5C,T8B,T9B,T9C
9	46330-SX8-T00	PIPE COMP. C, BRAKE	1	1	-	-	1	-	1	-	-	-	-	-	T11B,T11C,T2A,T4B,T5B,T5C,T8B,T9B,T9C
	46330-SX8-T01	-	-	1	1	-	-	1	-	-	-	-	-	T11B,T11C,T2A,T4B,T5B,T5C,T8B,T9B,T9C
10	46331-SX8-T00	PIPE COMP. E, R. BRAKE	1	1	-	-	-	-	-	-	-	-	-	-	T2A,T4B,T8B
		-	-	1	-	1	1	1	1	-	-	-	-	T2A,T4B,T8B
11	46340-SX8-T00	PIPE COMP. D, BRAKE	1	1	-	-	-	-	-	-	-	-	-	-	T11B,T11C,T2A,T4B,T5B,T5C,T8B,T9B,T9C
	46340-SX8-T01	-	-	1	1	-	1	-	1	-	-	-	-	T11B,T11C,T2A,T4B,T5B,T5C,T8B,T9B,T9C
12	46360-SX8-T00	PIPE COMP. F, BRAKE	1	1	-	-	1	-	1	-	-	-	-	-	T11B,T11C,T2A,T4B,T5B,T5C,T8B,T9B,T9C
		-	-	1	1	-	1	-	1	-	-	-	-	T11B,T11C,T2A,T4B,T5B,T5C,T8B,T9B,T9C



B-25

BRAKE LINES

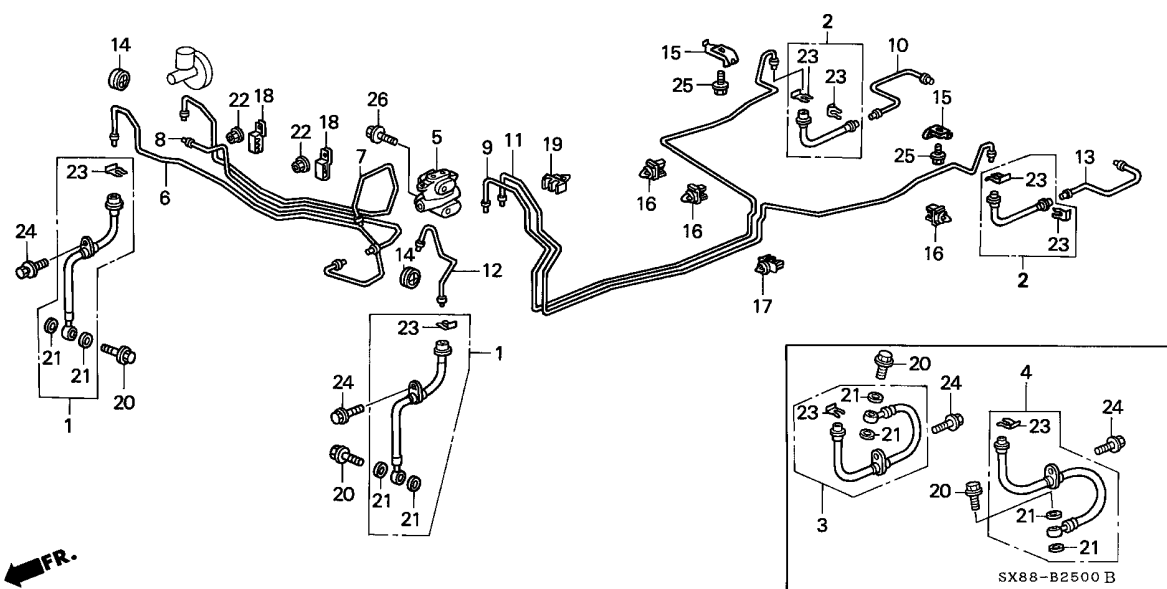


Ref. No.	Part No.	Description	Reqd. QTY								Serial No.	Parts catalogue code
			1996		1998		1999		2001			
			MT	AT	MT	AT	MT	AT	MT	AT		
13	46361-SX8-T00	PIPE COMP. E, L. BRAKE	1	1	-	-	-	-	-	-	-	-
14	46380-SH3-000	GROMMET A, BRAKE PIPE	-	-	1	-	1	1	1	1	-----	T2A,T4B,T8B
15	46391-SV4-000	CLIP, BRAKE PIPE	2	2	-	-	2	-	2	-	-----	T11B,T11C,T2A,T4B,T5B,T5C,T8B,T9B,T9C
			-	-	2	2	-	2	-	2	-----	T11B,T11C,T2A,T4B,T5B,T5C,T8B,T9B,T9C
16	46391-SX8-T01	CLIP, BRAKE PIPE	3	3	-	-	3	-	3	-	-----	T11B,T11C,T2A,T4B,T5B,T5C,T8B,T9B,T9C
17	46392-SJ6-003	CLIP D, BRAKE PIPE	2	2	-	-	2	-	2	-	-----	T11B,T11C,T2A,T4B,T5B,T5C,T8B,T9B,T9C
18	46392-SR3-931	CLIP, BRAKE PIPE	2	2	-	-	2	-	2	-	-----	T11B,T11C,T2A,T4B,T5B,T5C,T8B,T9B,T9C
19	46392-SX8-T01	CLIP, BRAKE PIPE	1	1	-	-	1	-	1	-	-----	T11B,T11C,T2A,T4B,T5B,T5C,T8B,T9B,T9C
20	46462-SE0-000	BOLT, OIL	2	2	-	-	-	-	-	-	-----	T2A,T4B,T8B
			-	-	4	4	4	4	4	4	-----	T11B,T11C,T5B,T5C,T9B,T9C
21	46472-568-000	PACKING, OIL BOLT	4	4	-	-	-	-	-	-	-----	T2A,T4B,T8B
			-	-	8	8	8	8	8	8	-----	T11B,T11C,T5B,T5C,T9B,T9C
22	90361-SV4-003	NUT, PAINT CUTTING, 6MM	2	2	-	-	2	-	2	-	-----	T11B,T11C,T2A,T4B,T5B,T5C,T8B,T9B,T9C
23	90651-538-000	CLIP, BRAKE HOSE	6	6	-	-	-	-	-	-	-----	T11B,T11C,T5B,T5C,T9B,T9C
			-	-	4	4	4	4	4	4	-----	T11B,T11C,T5B,T5C,T9B,T9C
			-	-	6	-	6	6	6	6	-----	T2A,T4B,T8B

5

B-25

BRAKE LINES

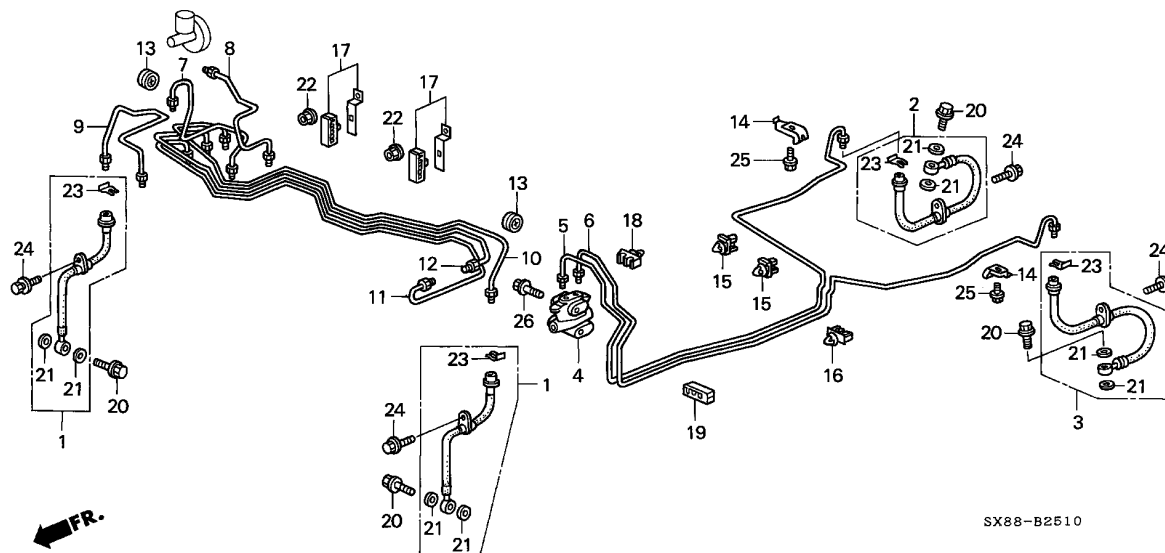


Ref. No.	Part No.	Description	Reqd. QTY								Serial No.	Parts catalogue code
			1996		1998		1999		2001			
			MT	AT	MT	AT	MT	AT	MT	AT		
24	93402-08020-08	BOLT-WASHER, 8X20	2	2	-	-	-	-	-	-	-	-
			-	-	2	2	2	2	2	2	-	T2A,T4B,T8B
			-	-	4	4	4	4	4	4	-	T11B,T11C,T5B,T5C,T9B,T9C
25	93403-06012-08	BOLT-WASHER, 6X12	2	2	-	-	2	2	-	-	-	-
			-	-	2	2	-	2	-	2	-	T11B,T11C,T2A,T4B,T5B,T5C,T8B,T9B,T9C
26	93403-06045-08	BOLT-WASHER, 6X45	2	2	-	-	2	2	-	-	-	-
			-	-	2	2	-	2	-	2	-	T11B,T11C,T2A,T4B,T5B,T5C,T8B,T9B,T9C



B-25-10

BRAKE LINES(ABS)



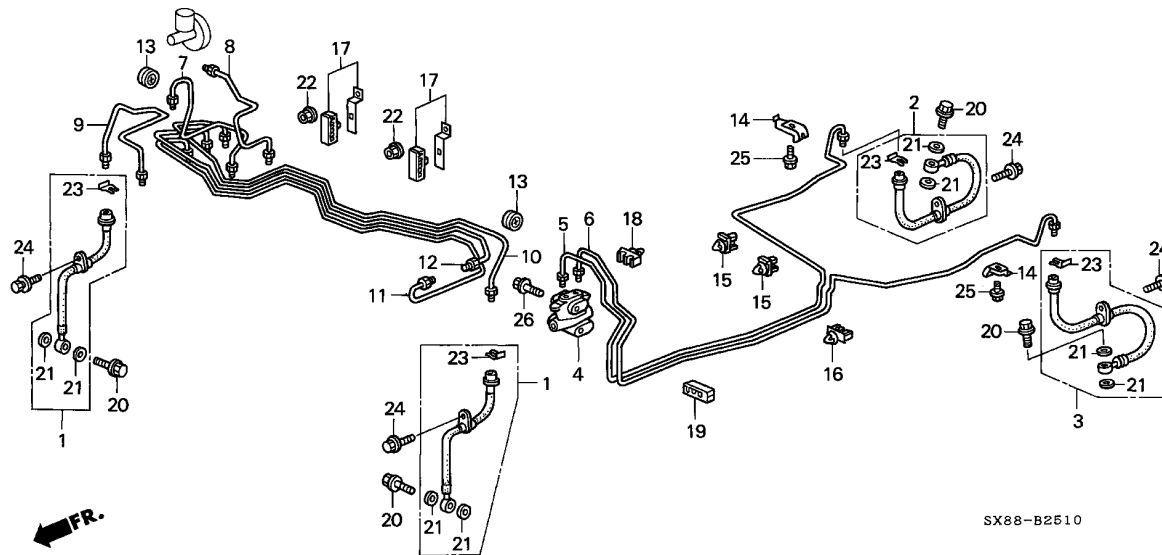
Service item	F.R.T.
HOSE SET, FR. BRAKE	0.7
.HOSE SET, R. RR. BRAKE	
.PIPE COMP. W, BRAKE	
PIPE COMP. U, BRAKE	0.8
.PIPE COMP. V, BRAKE	
.PIPE COMP. Y, BRAKE	
.PIPE COMP. Z, BRAKE	
.VALVE ASSY., PROPORTIONING	
PIPE COMP. X, BRAKE	1.3
PIPE COMP. D, BRAKE	4.2
(ADD 0.3 TO THE MODEL WITH SRS)	
PIPE COMP. C, BRAKE	5.3
(ADD 0.3 TO THE MODEL WITH SRS)	

5

Ref. No.	Part No.	Description	Reqd. QTY								Serial No.	Parts catalogue code
			1996		1998		1999		2001			
			MT	AT	MT	AT	MT	AT	MT	AT		
1	01464-SX8-T00	HOSE SET, FR. BRAKE	-	-	2	2	-	2	-	2	-----	T10D,T11D,T6D
2	01466-SX8-T50	HOSE SET, R. RR. BRAKE	-	-	1	1	-	1	-	1	-----	T10D,T11D,T6D
3	01468-SX8-T50	HOSE SET, L. RR. BRAKE	-	-	1	1	-	1	-	1	-----	T10D,T11D,T6D
4	46210-S10-862	VALVE ASSY., PROPORTIONING ..	-	-	1	1	-	1	-	1	-----	T10D,T11D,T6D
5	46330-SX8-T01	PIPE COMP. C, BRAKE	-	-	1	1	-	1	-	1	-----	T10D,T11D,T6D
6	46340-SX8-T01	PIPE COMP. D, BRAKE	-	-	1	1	-	1	-	1	-----	T10D,T11D,T6D
7	46374-SX8-T80	PIPE COMP. U, BRAKE	-	-	1	1	-	1	-	-	-----	T10D,T11D,T6D
	46374-SX8-T81	-	-	-	-	-	-	-	1	-----	T11D
8	46375-SX8-T80	PIPE COMP. V, BRAKE	-	-	1	1	-	1	-	-	-----	T10D,T11D,T6D
	46375-SX8-T81	-	-	-	-	-	-	-	1	-----	T11D
9	46376-SX8-T80	PIPE COMP. W, BRAKE	-	-	1	1	-	1	-	-	-----	T10D,T11D,T6D
	46376-SX8-T81	-	-	-	-	-	-	-	1	-----	T11D
10	46377-SX8-T80	PIPE COMP. X, BRAKE	-	-	1	1	-	1	-	-	-----	T10D,T11D,T6D
	46377-SX8-T81	-	-	-	-	-	-	-	1	-----	T11D
11	46378-SX8-T80	PIPE COMP. Y, BRAKE	-	-	1	1	-	1	-	-	-----	T10D,T11D,T6D
	46378-SX8-T81	-	-	-	-	-	-	-	1	-----	T11D
12	46379-SX8-T80	PIPE COMP. Z, BRAKE	-	-	1	1	-	1	-	-	-----	T10D,T11D,T6D
	46379-SX8-T82	-	-	-	-	-	-	-	1	-----	T11D
13	46380-SH3-000	GROMMET A, BRAKE PIPE	-	-	2	2	-	2	-	2	-----	T10D,T11D,T6D
14	46391-SV4-000	CLIP, BRAKE PIPE	-	-	2	2	-	2	-	2	-----	T10D,T11D,T6D
15	46391-SX8-T01	CLIP, BRAKE PIPE	-	-	2	2	-	2	-	2	-----	T10D,T11D,T6D
16	46392-SJ6-003	CLIP D, BRAKE PIPE	-	-	2	2	-	2	-	2	-----	T10D,T11D,T6D
17	46392-SR3-931	CLIP, BRAKE PIPE	-	-	2	2	-	2	-	2	-----	T10D,T11D,T6D
18	46392-SX8-T01	CLIP, BRAKE PIPE	-	-	1	1	-	1	-	1	-----	T10D,T11D,T6D
19	46394-SH3-A01	CLIP, BRAKE PIPE	-	-	1	1	-	1	-	1	-----	T10D,T11D,T6D
20	46462-SE0-000	BOLT, OIL	-	-	4	4	-	4	-	4	-----	T10D,T11D,T6D

B-25-10

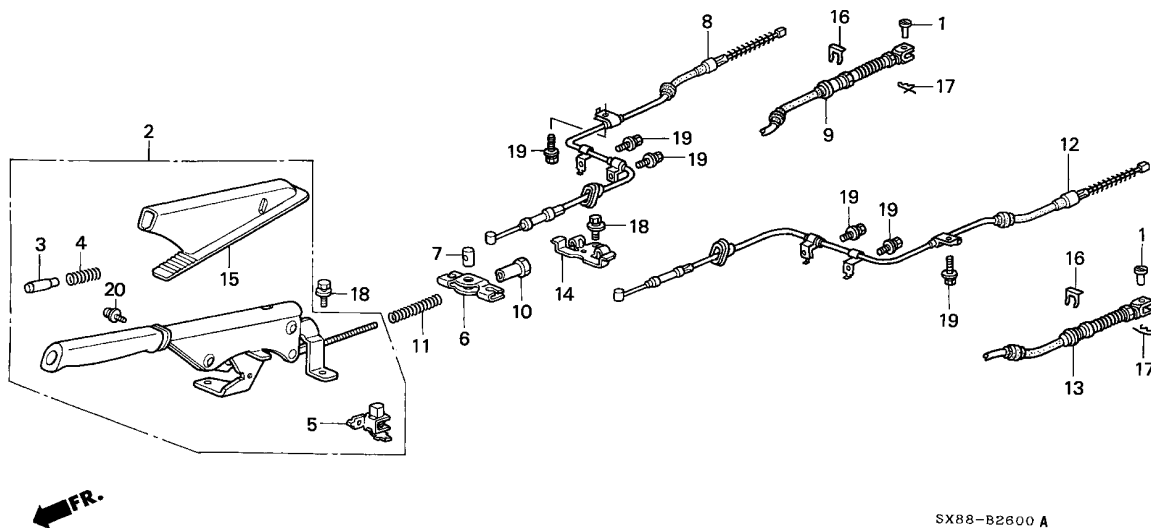
BRAKE LINES(ABS)



Ref. No.	Part No.	Description	Reqd. QTY								Serial No.	Parts catalogue code
			1996		1998		1999		2001			
			MT	AT	MT	AT	MT	AT	MT	AT		
21	46472-568-000	PACKING, OIL BOLT	-	-	8	8	-	8	-	8	-----	T10D,T11D,T6D
22	90361-SV4-003	NUT, PAINT CUTTING, 6MM	-	-	2	2	-	2	-	2	-----	T10D,T11D,T6D
23	90651-538-000	CLIP, BRAKE HOSE	-	-	4	4	-	4	-	4	-----	T10D,T11D,T6D
24	93402-08020-08	BOLT-WASHER, 8X20	-	-	4	4	-	4	-	4	-----	T10D,T11D,T6D
25	93403-06012-08	BOLT-WASHER, 6X12	-	-	2	2	-	2	-	2	-----	T10D,T11D,T6D
26	93403-06045-08	BOLT-WASHER, 6X45	-	-	2	2	-	2	-	2	-----	T10D,T11D,T6D

B-26

PARKING BRAKE



SX88-B2600 A

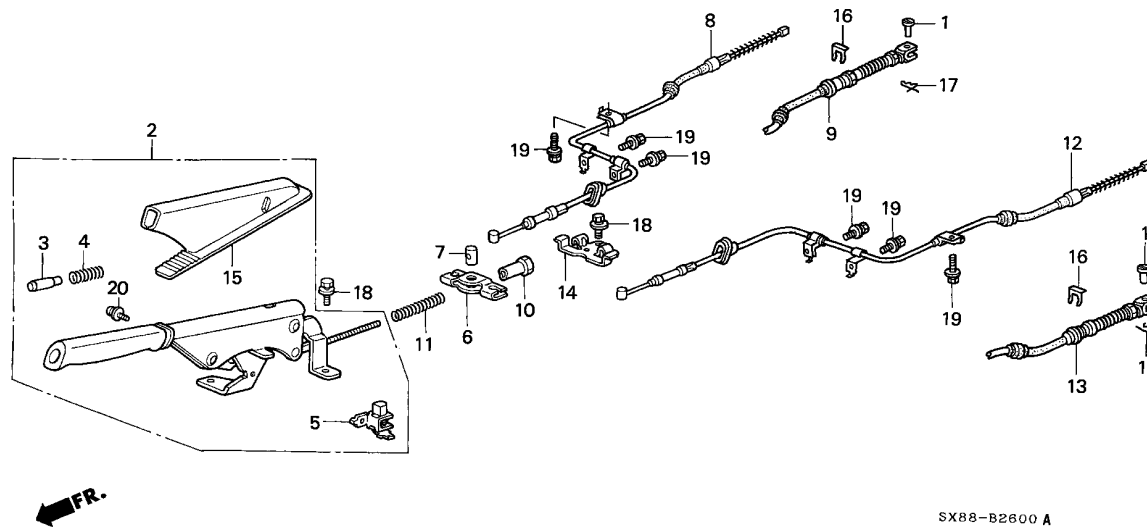
Service item	F.R.T.
COVER, PARKING BRAKE	0.2
EQUALIZER	0.3
LEVER ASSY., PARKING BRAKE	
SWITCH, PARKING BRAKE	
WIRE A, R. PARKING BRAKE	1.3
(DRUM, BRAKE	
FOR 1 VEHICLE 2.0)	
(DISK, BRAKE	1.1
FOR 1 VEHICLE 1.5)	

5

Ref. No.	Part No.	Description	Reqd. QTY								Serial No.	Parts catalogue code
			1996		1998		1999		2001			
			MT	AT	MT	AT	MT	AT	MT	AT		
1	43471-SD2-930	PIN, BRAKE WIRE END	-	-	2	-	2	2	2	2	-----	T11B,T11C,T11D,T5B,T5C,T6D
2	47105-SX8-T02ZA	LEVER ASSY., PARKING BRAKE *NH264L*.....CLASSY GRAY	1	1	1	1	1	1	-	-	-----	T2A
	47105-SX8-T02ZB	*NH361L*.....CF GRAY	-	-	-	-	-	-	1	-	-----	T11B,T4B,T8B
	47105-SX8-T02ZC	*YR169L*.....MILD BEIGE	-	-	-	-	-	-	1	1	-----	T11B,T11C,T11D,T8B
3	47142-SX8-T01	KNOB, PUSH ROD	1	1	1	1	1	1	1	1		
4	47143-671-310	SPRING, PUSH ROD	1	1	1	1	1	1	1	1		
5	47342-SX8-T01	SWITCH, PARKING BRAKE	1	1	1	1	1	1	1	1		
6	47360-SX8-T00	EQUALIZER	1	1	1	1	1	1	1	1		
7	47365-SX8-T00	PIN, PARKING BRAKE EQUALIZER	1	1	1	1	1	1	1	1		
8	47510-SX8-T04	WIRE A, R. PARKING BRAKE	1	-	-	-	-	-	-	-	-----	T2A,T4B,T8B
	47510-SX8-T54	-	1	-	-	-	-	-	-	-----	T4B,T8B
9	47510-SX8-T81	WIRE A, R. PARKING BRAKE	-	-	1	-	1	-	1	-	-----	T11B,T5B,T5C,T6D
	47510-SX8-T91	-	-	-	1	-	-	-	-	-----	T11B,T11C,T11D
10	47522-SX8-T00	NUT, PARKING BRAKE ADJUSTING	1	1	1	1	1	1	1	1		
11	47537-SX8-T00	SPRING, PARKING BRAKE ROD ...	1	1	-	-	-	-	-	-		
	47537-SX8-T01	-	-	1	1	1	1	1	1		
12	47560-SX8-T04	WIRE A, L. PARKING BRAKE	1	-	-	-	-	-	-	-	-----	T2A,T4B,T8B
	47560-SX8-T54	-	1	-	-	-	-	-	-	-----	T4B,T8B

B-26

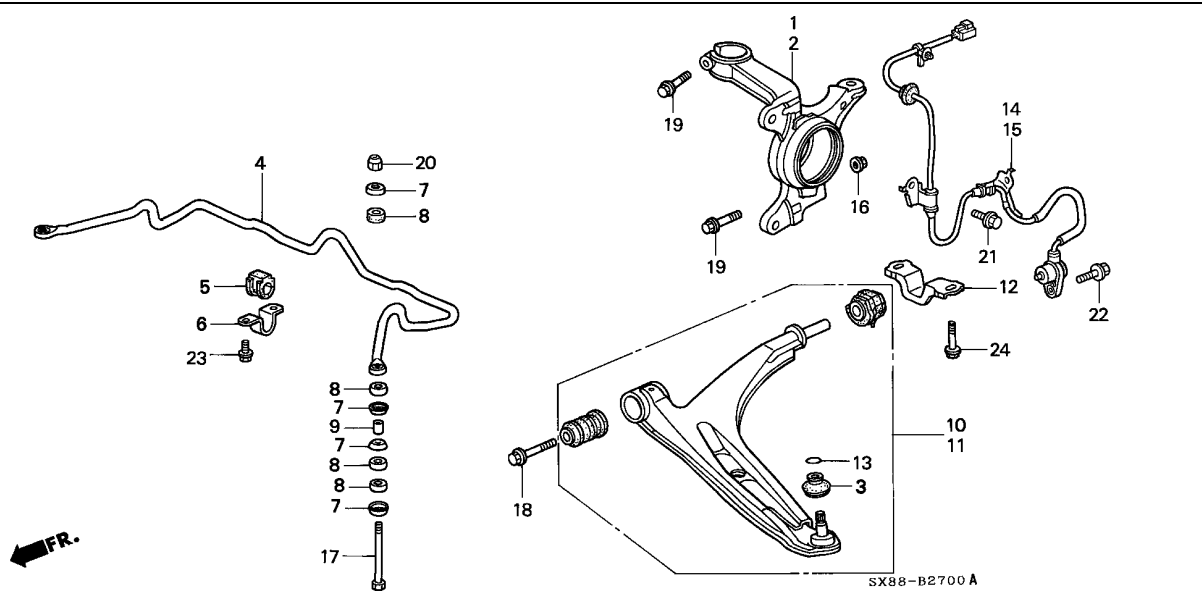
PARKING BRAKE



Ref. No.	Part No.	Description	Reqd. QTY								Serial No.	Parts catalogue code
			1996		1998		1999		2001			
			MT	AT	MT	AT	MT	AT	MT	AT		
13	47560-SX8-T81	WIRE A, L. PARKING BRAKE	-	-	1	-	1	-	1	-	-	T11B,T5B,T5C,T6D
	47560-SX8-T91	-	-	-	1	-	-	-	-	-	
14	47572-SH3-000	BASE, WIRE GUIDE	-	-	-	-	-	1	-	1	-	T11B,T11C,T11D
15	83445-SH3-000ZR	COVER, PARKING BRAKE	1	1	1	1	1	1	1	1	-	
	NH264LCLASSY GRAY	1	1	1	1	1	1	-	-	-	
	83445-SH3-000ZV	*NH361L*.....CF GRAY	-	-	-	-	-	-	1	-	-	T2A
	83445-SH3-000ZW	*YR169L*.....MILD BEIGE	-	-	-	-	-	-	1	1	-	T11B,T11C,T11D,T8B
16	90651-538-000	CLIP, BRAKE HOSE	-	-	2	-	2	2	2	2	-	T11B,T11C,T11D,T5B,T5C,T6D
		-	-	-	2	-	-	-	-	-	
17	90705-SD2-931	PIN, SNAP, 6MM	-	-	2	-	2	2	2	2	-	T11B,T11C,T11D,T5B,T5C,T6D
		-	-	-	2	-	-	-	-	-	
18	93402-08020-08	BOLT-WASHER, 8X20	4	4	4	4	4	4	4	4	-	
19	93403-08020-08	BOLT-WASHER, 8X20	6	6	6	6	6	6	6	6	-	
20	93892-04012-08	SCREW-WASHER, 4X12	1	1	1	1	1	1	1	1	-	

B-27

KNUCKLE/FRONT LOWER ARM



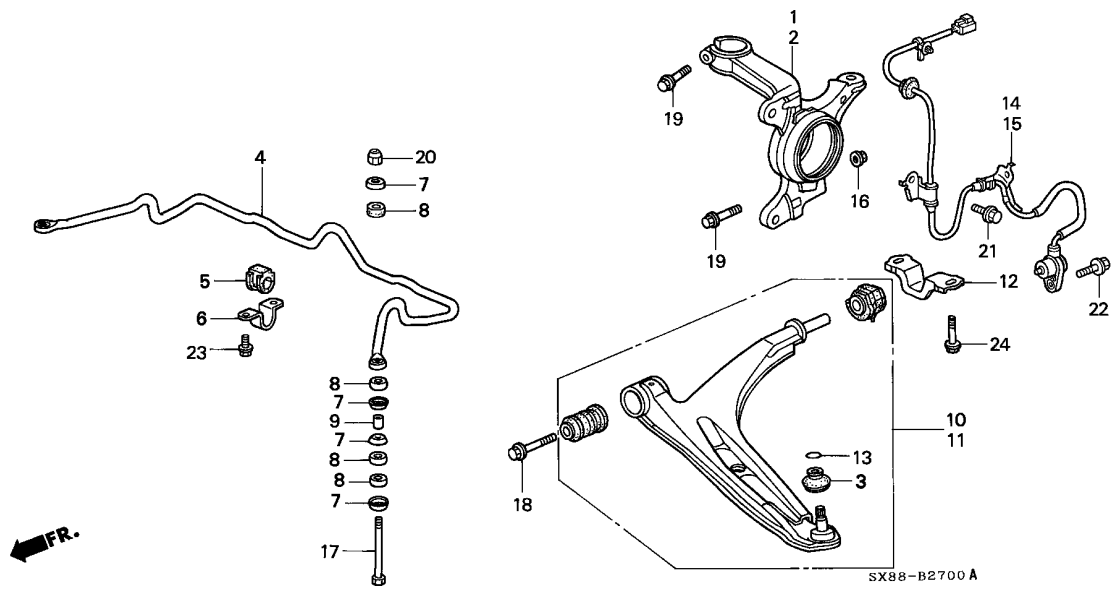
Service item	F.R.T.
BUSH, FR. STABILIZER	0.3
(SAME TIME FOR TWO UNITS)	
.RUBBER A, STABILIZER	
(FOR 1 VEHICLE 0.4)	
BOOT, SUSPENSION BALL	0.5
.SENSOR ASSY., R. FR.	
.SPRING, FR. STABILIZER	
ARM COMP., R. FR. LOWER	0.7
KNUCKLE, R. FR.	1.2

Ref. No.	Part No.	Description	Reqd. QTY								Serial No.	Parts catalogue code	
			1996		1998		1999		2001				
			MT	AT	MT	AT	MT	AT	MT	AT			
1	51211-SX8-T00	KNUCKLE, R. FR.	1	1	-	-	-	-	-	-	-	-	-
	51211-SX8-T10	-	-	1	1	-	1	-	1	-	-	----- T11B,T11C,T2A,T4B,T5B,T5C,T8B,T9B,T9C
	51211-SX8-T80	KNUCKLE, R. FR. (ABS)	-	-	1	1	-	1	-	1	-	-	----- T10D,T11D,T6D
2	51216-SX8-T00	KNUCKLE, L. FR.	1	1	-	-	-	-	-	-	-	-	-
	51216-SX8-T10	-	-	1	1	-	1	-	1	-	-	----- T11B,T11C,T2A,T4B,T5B,T5C,T8B,T9B,T9C
	51216-SX8-T80	KNUCKLE, L. FR. (ABS)	-	-	1	1	-	1	-	1	-	-	----- T10D,T11D,T6D
3	51225-671-003	BOOT, SUSPENSION BALL	2	2	2	2	2	2	2	2	2	2	-
4	51300-SX8-T01	SPRING, FR. STABILIZER (25MM)	1	1	1	1	1	1	1	1	1	1	-
5	51306-SX8-T00	BUSH, FR. STABILIZER (25MM) -	2	2	2	2	2	2	2	2	2	2	-
6	51308-SX8-T00	HOLDER, FR. STABILIZER	2	2	2	2	2	2	2	2	2	2	-
7	51313-SD5-000	WASHER A, STABILIZER	8	8	8	8	8	8	8	8	8	8	-
8	51314-SJ8-000	RUBBER A, STABILIZER	8	8	8	8	8	8	8	8	8	8	-
9	51316-SB2-010	COLLAR, FR. STABILIZER	2	2	2	2	2	2	2	2	2	2	-
10	51350-SX8-T01	ARM COMP., R. FR. LOWER	1	1	1	1	1	1	1	1	1	1	-
11	51360-SX8-T01	ARM COMP., L. FR. LOWER	1	1	1	1	1	1	1	1	1	1	-
12	51393-SX8-T00	BRACKET, COMPLIANCE BUSH	2	2	2	2	2	2	2	2	2	2	-
13	53548-611-003	CIRCLIP (CHUO HATSUJO)	2	2	2	2	2	2	2	2	2	2	-
14	57450-SX8-T82	SENSOR ASSY., R. FR.	-	-	1	1	-	1	-	1	-	1	----- T10D,T11D,T6D
15	57455-SX8-T82	SENSOR ASSY., L. FR.	-	-	1	1	-	1	-	1	-	1	----- T10D,T11D,T6D
16	90002-SA7-000	NUT, SELF-LOCK, 10MM	2	2	2	2	2	2	2	2	2	2	-
17	90112-SB2-010	BOLT, FR. STABILIZER	2	2	-	-	-	-	-	-	-	-	-
	90112-SX8-T00	-	-	2	2	2	2	2	2	2	2	-
18	90118-SX8-T00	BOLT, FLANGE, 14X98	2	2	2	2	2	2	2	2	2	2	-
19	90120-SA7-010	BOLT, BALL JOINT, 10X50	4	4	4	4	4	4	4	4	4	4	-

5

B-27

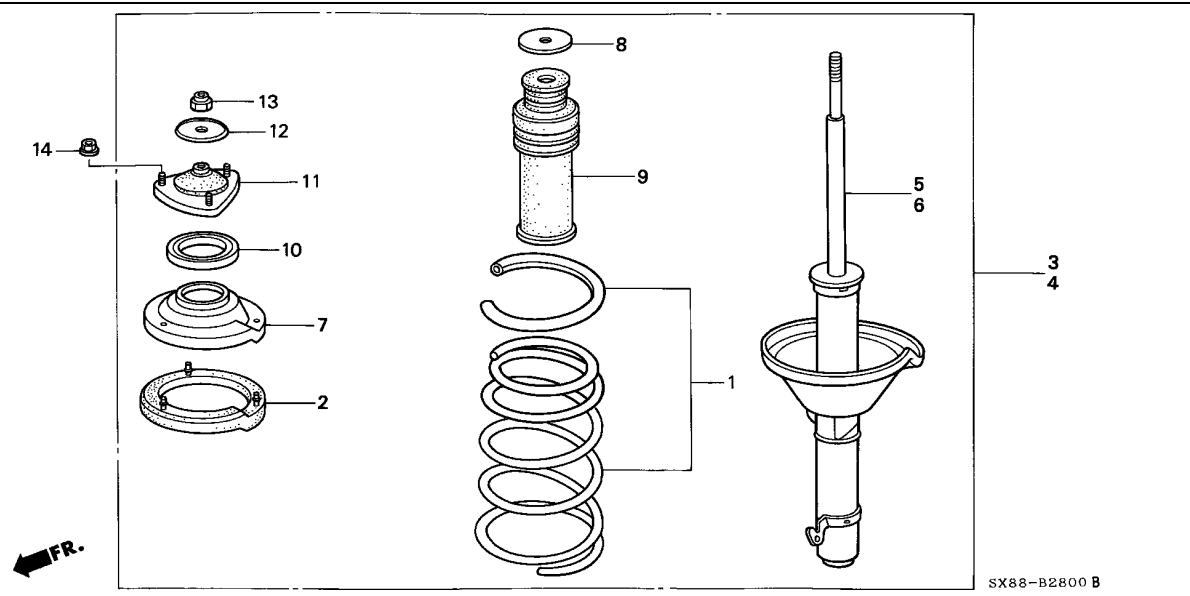
KNUCKLE/FRONT LOWER ARM



Ref. No.	Part No.	Description	Reqd. QTY								Serial No.	Parts catalogue code
			1996		1998		1999		2001			
			MT	AT	MT	AT	MT	AT	MT	AT		
20	90362-SF1-003	NUT, SELF-LOCK, 8MM	2	2	2	2	2	2	2	2		
21	93402-06012-08	BOLT-WASHER, 6X12	-	-	4	4	-	4	-	4	-----	----- T10D,T11D,T6D
22	95701-06020-08	BOLT, FLANGE, 6X20	-	-	2	2	-	2	-	2	-----	----- T10D,T11D,T6D
23	95701-08016-08	BOLT, FLANGE, 8X16	4	4	4	4	4	4	4	4		
24	95701-12025-08	BOLT, FLANGE, 12X25	4	4	4	4	4	4	4	4		

B-28

FRONT SHOCK ABSORBER



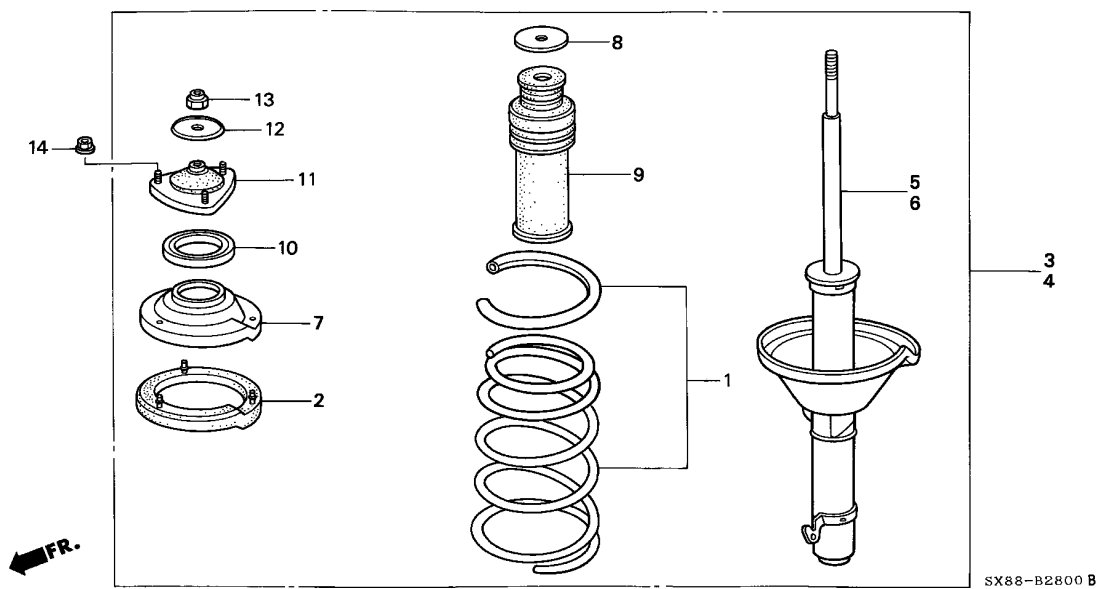
Service item	F.R.T.
ABSORBER ASSY., R. FR. SHOCK	0.5
ABSORBER UNIT, R. FR. SHOCK (INC. RELATIVE PART)	0.9

Ref. No.	Part No.	Description	Reqd. QTY								Serial No.	Parts catalogue code	
			1996		1998		1999		2001				
			MT	AT	MT	AT	MT	AT	MT	AT			
1	51401-SX8-T01	SPRING, FR. (SHOWA)	2	-	2	-	-	-	-	-			
	51401-SX8-T11	-	2	-	2	-	-	-	-			
	51401-SX8-T32	-	-	-	-	2	-	2	-			
	51401-SX8-T42	-	-	-	-	-	2	-	2			
2	51402-SX8-T01	RUBBER, FR. SPRING MOUNTING	2	2	2	2	2	2	2	2			
3	51601-SX8-T01	ABSORBER ASSY., R. FR. SHOCK	1	-	-	-	-	-	-	-			
	51601-SX8-T11	-	1	-	-	-	-	-	-			
	51601-SX8-T02	-	-	1	-	-	-	-	-	-----	T2A,T5B,T5C	
	51601-SX8-T81	-	-	1	-	-	-	-	-	-----	T6D	
	51601-SX8-T12	-	-	-	1	-	-	-	-	-----	T9B,T9C	
	51601-SX8-T91	-	-	-	1	-	-	-	-	-----	T10D	
	51601-SX8-T33	-	-	-	-	1	-	1	-			
	51601-SX8-T43	-	-	-	-	-	1	-	1	-----	T11B,T11C,T4B,T8B	
	51601-SX8-T62	-	-	-	-	-	-	1	-	-----	XP301230 T11D	
	51601-SX8-T63	-	-	-	-	-	1	-	-	XP301231	-----	T11D
		-	-	-	-	-	-	1	-	-----	T11D	
4	51602-SX8-T01	ABSORBER ASSY., L. FR. SHOCK	1	-	-	-	-	-	-	-			
	51602-SX8-T11	-	1	-	-	-	-	-	-			
	51602-SX8-T02	-	-	1	-	-	-	-	-	-----	T2A,T5B,T5C	
	51602-SX8-T81	-	-	1	-	-	-	-	-	-----	T6D	
	51602-SX8-T12	-	-	-	1	-	-	-	-	-----	T9B,T9C	
	51602-SX8-T91	-	-	-	1	-	-	-	-	-----	T10D	
	51602-SX8-T33	-	-	-	-	1	-	1	-			
	51602-SX8-T43	-	-	-	-	-	1	-	1	-----	T11B,T11C,T4B,T8B	
	51602-SX8-T62	-	-	-	-	-	1	-	-	-----	XP301230 T11D	
	51602-SX8-T63	-	-	-	-	-	1	-	-	XP301231	-----	T11D
		-	-	-	-	-	-	1	-	-----	T11D	
5	51605-SX8-T01	ABSORBER UNIT, R. FR. SHOCK	1	1	-	-	-	-	-	-			
	51605-SX8-T02	-	-	1	1	-	-	-	-	-----	T2A,T5B,T5C,T9B,T9C	

5

B-28

FRONT SHOCK ABSORBER

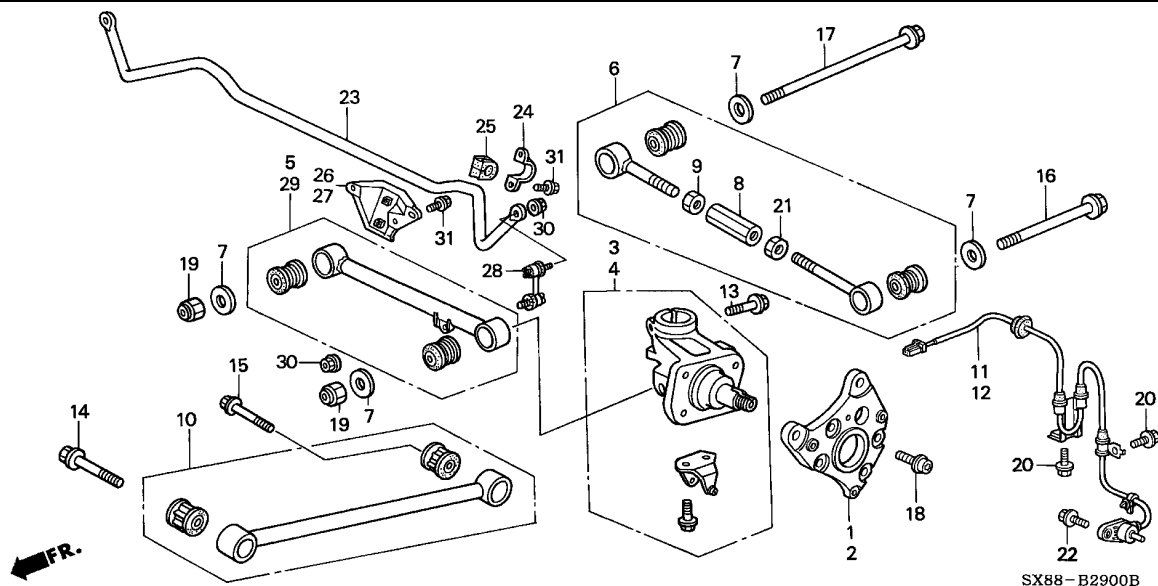


Ref. No.	Part No.	Description	Reqd. QTY								Serial No.	Parts catalogue code
			1996		1998		1999		2001			
			MT	AT	MT	AT	MT	AT	MT	AT		
(5)	51605-SX8-T81	ABSORBER UNIT, R. FR. SHOCK	-	-	1	1	-	-	-	-	-----	T10D,T6D
	51605-SX8-T04	-	-	-	-	1	-	1	-	-----	T11B,T11C,T4B,T8B
	51605-SX8-T82	-	-	-	-	-	1	-	-	XP301230	T11D
	51605-SX8-T83	-	-	-	-	-	1	-	-	XP301231	T11D
		-	-	-	-	-	-	1	-	-----	T11D
6	51606-SX8-T01	ABSORBER UNIT, L. FR. SHOCK	1	1	-	-	-	-	-	-	-----	T2A,T5B,T5C,T9B,T9C
	51606-SX8-T02	-	-	1	1	-	-	-	-	-----	T10D,T6D
	51606-SX8-T81	-	-	-	-	1	-	-	-	-----	T11B,T11C,T4B,T8B
	51606-SX8-T04	-	-	-	-	-	1	-	1	-----	T11D
	51606-SX8-T82	-	-	-	-	-	1	-	-	XP301230	T11D
	51606-SX8-T83	-	-	-	-	-	1	-	-	XP301231	T11D
		-	-	-	-	-	-	1	-	-----	T11D
7	51688-SX8-T01	SEAT, FR. SPRING UPPER	2	2	2	2	2	2	2	2		
8	51689-SX8-T01	WASHER, FR. BUMP STOP DAMPER	2	2	2	2	2	2	2	2		
9	51722-SX8-T01	RUBBER, FR. BUMP STOPPER	2	2	2	2	2	2	2	2		
10	51726-SF4-013	BEARING, SHOCK ABSORBER MOUNTING	2	2	2	2	2	2	2	2		
11	51920-SX8-T01	MOUNT COMP., FR. SHOCK ABSORBER	2	2	2	2	2	2	2	2		
12	51924-SX8-T01	WASHER, FR. REBOUND STOP DAMPER (SHOWA)	2	2	2	2	2	2	2	2		
13	90213-ST6-000	NUT, SELF-LOCK, 12MM	2	2	2	2	2	2	2	2		
14	94050-10080	NUT, FLANGE, 10MM	6	6	6	6	6	6	6	6		



B-29

REAR LOWER ARM



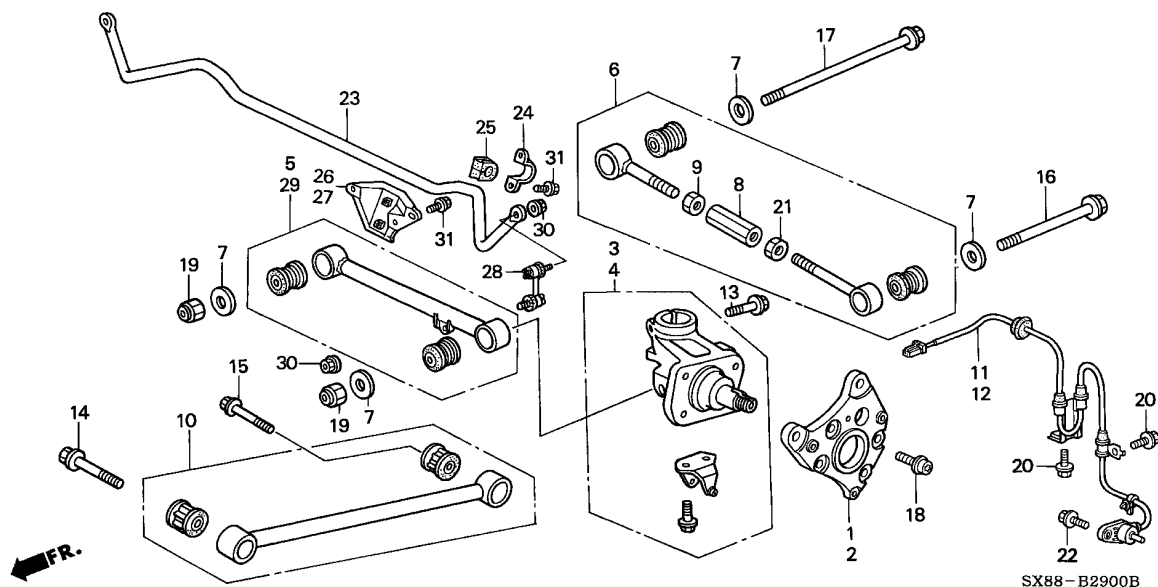
Service item	F.R.T.
SENSOR ASSY., R. RR.	0.4
.SPRING, RR. STABILIZER	
ROD ASSY., RR. RADIUS	0.5
ARM ASSY., RR. LOWER	0.6
(A) (B 0.7)	
BRACKET, R. RR. CALIPER	0.9
CARRIER COMP., R. RR. HUB	1.6

5

Ref. No.	Part No.	Description	Reqd. QTY								Serial No.	Parts catalogue code
			1996		1998		1999		2001			
			MT	AT	MT	AT	MT	AT	MT	AT		
1	43250-SX8-T50	BRACKET, R. RR. CALIPER	-	-	1	-	1	1	1	1	-----	T11B,T11C,T11D,T5B,T5C,T6D
2	43251-SX8-T50	BRACKET, L. RR. CALIPER	-	-	1	-	1	1	1	1	-----	T11B,T11C,T11D,T5B,T5C,T6D
3	52210-SX8-T00	CARRIER COMP., R. RR. HUB ...	1	1	1	1	1	1	1	1		
4	52215-SX8-T00	CARRIER COMP., L. RR. HUB ...	1	1	1	1	1	1	1	1		
5	52350-SX8-T00	ARM ASSY., RR. LOWER (A)	1	1	1	1	-	-	-	-		
	52350-SX8-T30	ARM COMP., R. RR. LOWER (A) ..	-	-	-	-	1	1	1	1	-----	T2A,T4B,T8B T11B,T11C,T11D
6	52360-SX8-T00	ARM ASSY., RR. LOWER (B)	2	2	2	2	2	2	2	2		
7	52364-SX8-T00	PROTECTOR, L. RR. LOWER ARM ..	8	8	8	8	8	8	8	8		
8	52366-SX8-T00	ADJUSTER, RR. LOWER ARM B ...	2	2	2	2	2	2	2	2		
9	52368-SX8-T00	NUT, INNER	2	2	2	2	2	2	2	2		
10	52370-SX8-T00	ROD ASSY., RR. RADIUS	2	2	2	2	2	2	2	2		
11	57470-SX8-T81	SENSOR ASSY., R. RR.	-	-	1	1	-	1	-	1	-----	T10D,T11D,T6D
12	57475-SX8-T81	SENSOR ASSY., L. RR.	-	-	1	1	-	1	-	1	-----	T10D,T11D,T6D
13	90120-SX8-T00	BOLT, SHOCK ABSORBER LOCK ...	2	2	2	2	2	2	2	2		
14	90168-SX8-T00	BOLT, RADIUS ROD, 12X82	2	2	2	2	2	2	2	2		
15	90169-SX8-T00	BOLT, FLANGE, 12X79	2	2	2	2	2	2	2	2		
16	90172-SX8-T10	BOLT, HUB CARRIER	2	2	2	2	2	2	2	2		
17	90173-SX8-T10	BOLT, RR. LOWER ARM	2	2	2	2	2	2	2	2		
18	90178-SH4-K00	BOLT, RR. SPINDLE	-	-	8	-	8	8	8	8	-----	T11B,T11C,T11D,T5B,T5C,T6D
19	90215-SB0-003	NUT, SELF-LOCK, 12MM (SATO RASHI)	4	4	4	4	4	4	4	4		
20	93402-06012-08	BOLT-WASHER, 6X12	-	-	4	4	-	4	-	4	-----	T10D,T11D,T6D

B-29

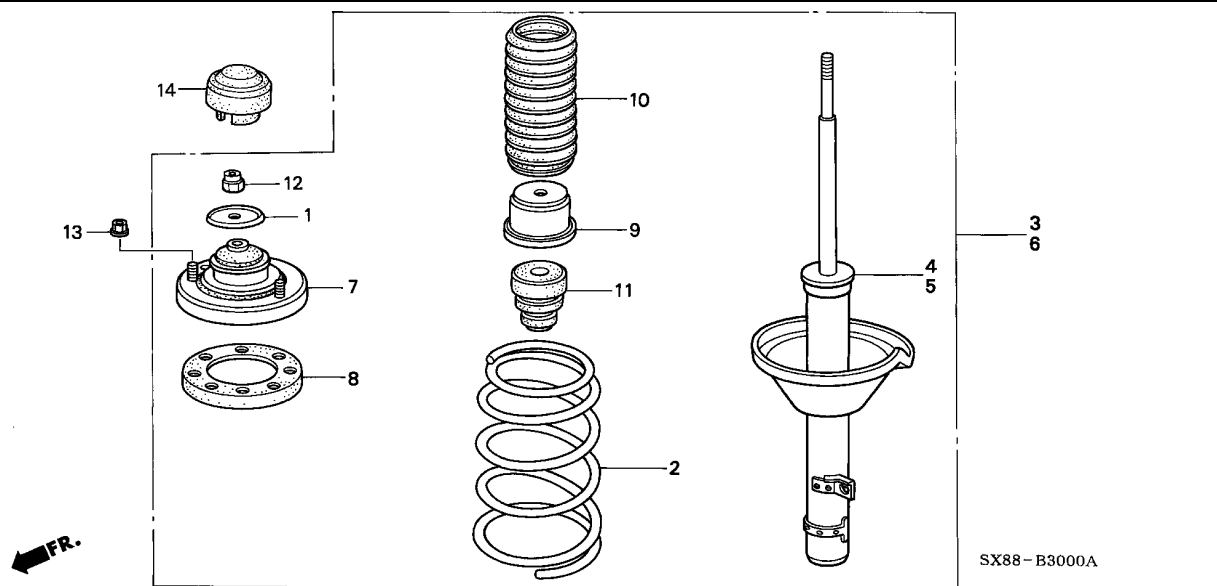
REAR LOWER ARM



Ref. No.	Part No.	Description	Reqd. QTY								Serial No.	Parts catalogue code
			1996		1998		1999		2001			
			MT	AT	MT	AT	MT	AT	MT	AT		
21	94002-16280-0S	NUT, HEX., 16MM	2	2	2	2	2	2	2	2		
22	95701-06020-08	BOLT, FLANGE, 6X20	-	-	2	2	-	2	-	2	-----	----- T10D,T11D,T6D
23	52300-SX8-T31	SPRING, RR. STABILIZER (15MM)	-	-	-	-	1	1	1	1	-----	----- T11B,T11C,T11D
24	52308-SR3-000	HOLDER, RR. STABILIZER	-	-	-	-	2	2	2	2	-----	----- T11B,T11C,T11D
25	52315-SR3-900	BUSH, RR. STABILIZER	-	-	-	-	2	2	2	2	-----	----- T11B,T11C,T11D
26	52317-SX8-T31	BRACKET, R. RR. STABILIZER ..	-	-	-	-	1	1	1	1	-----	----- T11B,T11C,T11D
27	52318-SX8-T31	BRACKET, L. RR. STABILIZER ..	-	-	-	-	1	1	1	1	-----	----- T11B,T11C,T11D
28	52325-SX8-003	LINK COMP., RR. STABILIZER ..	-	-	-	-	2	2	2	2	-----	----- T11B,T11C,T11D
29	52350-SX8-T00	ARM ASSY., RR. LOWER (A)	1	1	1	1	-	-	-	-		
	52355-SX8-T30	ARM COMP., L. RR. LOWER (A) ..	-	-	-	-	1	1	1	1	-----	----- T2A,T4B,T8B
30	90306-SB2-013	NUT, SELF-LOCK, 10MM	-	-	-	-	4	4	4	4	-----	----- T11B,T11C,T11D
31	95701-08016-08	BOLT, FLANGE, 8X16	-	-	-	-	10	10	10	10	-----	----- T11B,T11C,T11D

B-30

REAR SHOCK ABSORBER



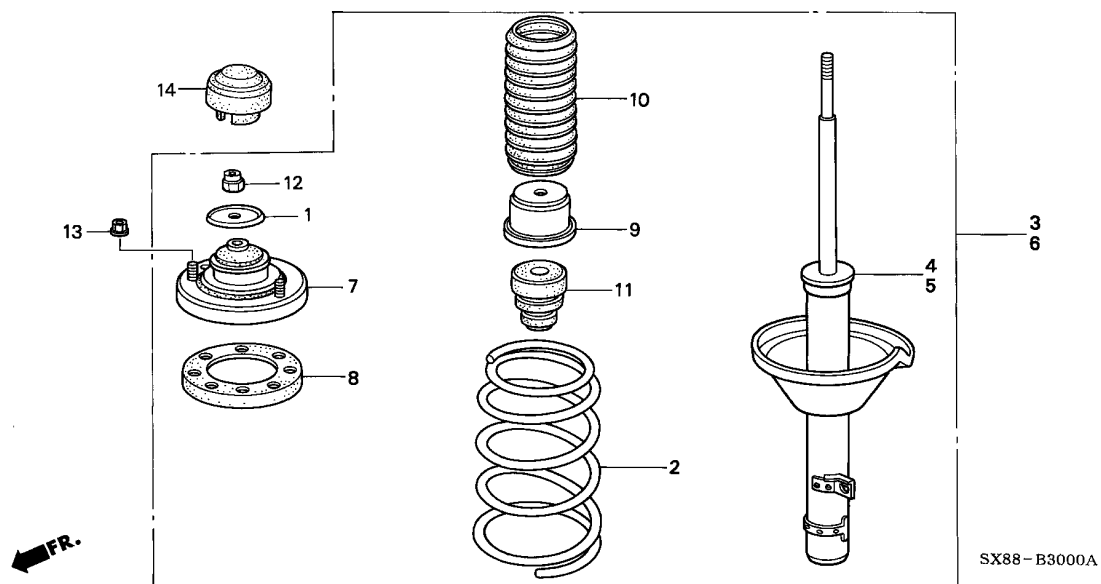
Service item	F.R.T.
ABSORBER ASSY., R. RR. SHOCK	0.9
ABSORBER UNIT, R. RR. SHOCK (INC. RELATIVE PART)	1.3

5

Ref. No.	Part No.	Description	Reqd. QTY								Serial No.	Parts catalogue code
			1996		1998		1999		2001			
			MT	AT	MT	AT	MT	AT	MT	AT		
1	51924-SX8-T01	WASHER, FR. REBOUND STOP DAMPER (SHOWA)	2	-	-	-	-	-	-	-	-----	TP100690 T1A
			2	-	-	-	-	-	-	-	-----	TP102010 T3B
			-	2	-	-	-	-	-	-	-----	TP103464
	52621-SX8-T01	WASHER, RR. SHOCK ABSORBER MOUNTING	2	-	-	-	-	-	-	-	-----	TP100691 T1A
			2	-	-	-	-	-	-	-	-----	TP102011 T3B
			-	2	-	-	-	-	-	-	-----	TP103465
2	52441-SX8-T02	SPRING, RR. (SHOWA)	2	-	-	-	-	-	-	-	-----	TP100690 T1A
			2	-	-	-	-	-	-	-	-----	TP102010 T3B
			-	2	-	-	-	-	-	-	-----	TP103464
	52441-SX8-T03		2	-	-	-	-	-	-	-	-----	TP100691 T1A
			2	-	-	-	-	-	-	-	-----	TP102011 T3B
			-	2	-	-	-	-	-	-	-----	TP103465
	52441-SX8-T04		-	-	2	2	-	-	-	-		
	52441-SX8-T32		-	-	-	-	2	2	2	2		
3	52610-SX8-T01	ABSORBER ASSY., R. RR. SHOCK	1	1	-	-	-	-	-	-	-----	T2A
	52610-SX8-T02		-	-	1	-	-	-	-	-	-----	T5B,T5C,T6D
	52610-SX8-T81		-	-	1	-	-	-	-	-	-----	T2A,T4B,T8B
			-	-	-	1	1	1	1	1	-----	T11B,T11C,T11D
	52610-SX8-T32		-	-	-	-	1	1	1	1	-----	T2A
	52610-SX8-T42		-	-	-	-	-	-	-	-	-----	T5B,T5C,T6D
4	52611-SX8-T01	ABSORBER UNIT, R. RR. SHOCK	1	1	-	-	-	-	-	-	-----	T2A
	52611-SX8-T02		-	-	1	-	-	-	-	-	-----	T5B,T5C,T6D
	52611-SX8-T81		-	-	1	-	-	-	-	-	-----	T2A,T4B,T8B
			-	-	-	1	1	1	1	1	-----	T11B,T11C,T11D
	52611-SX8-T03		-	-	-	-	1	1	1	1	-----	T2A,T4B,T8B
	52611-SX8-T82		-	-	-	-	1	1	1	1	-----	T11B,T11C,T11D

B-30

REAR SHOCK ABSORBER

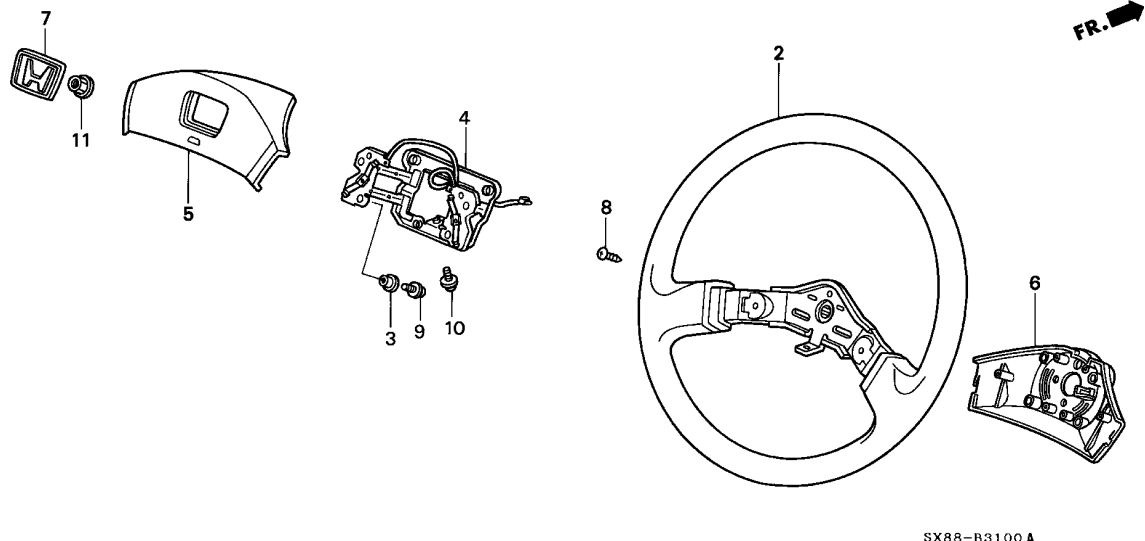


Ref. No.	Part No.	Description	Reqd. QTY								Serial No.	Parts catalogue code
			1996		1998		1999		2001			
			MT	AT	MT	AT	MT	AT	MT	AT		
5	52612-SX8-T01	ABSORBER UNIT, L. RR. SHOCK	1	1	-	-	-	-	-	-		
	52612-SX8-T02	-	-	1	-	-	-	-	-	-----	T2A
	52612-SX8-T81	-	-	1	-	-	-	-	-	-----	T5B,T5C,T6D
	52612-SX8-T03	-	-	-	-	1	1	1	1	-----	T2A,T4B,T8B
	52612-SX8-T82	-	-	-	-	1	1	1	1	-----	T11B,T11C,T11D
6	52620-SX8-T01	ABSORBER ASSY., L. RR. SHOCK	1	1	-	-	-	-	-	-		
	52620-SX8-T02	-	-	1	-	-	-	-	-	-----	T2A
	52620-SX8-T81	-	-	1	-	-	-	-	-	-----	T5B,T5C,T6D
	52620-SX8-T32	-	-	-	-	1	1	1	1	-----	T2A,T4B,T8B
	52620-SX8-T42	-	-	-	-	1	1	1	1	-----	T11B,T11C,T11D
7	52678-SX8-T01	MOUNT COMP., RR. SHOCK										
		ABSORBER	2	2	2	2	2	2	2	2		
8	52686-SX8-T01	RUBBER, RR. SPRING MOUNTING	2	2	2	2	2	2	2	2		
9	52687-SX8-T01	SLEEVE, RR. SHOCK ABSORBER										
		DUST COVER	2	2	2	2	2	2	2	2		
10	52688-SX8-T01	BELLOWS, RR. DUST COVER	2	2	2	2	2	2	2	2		
11	52722-SN4-003	RUBBER, RR. BUMP STOPPER	2	2	2	2	2	2	2	2		
12	90213-ST6-000	NUT, SELF-LOCK, 12MM	2	2	2	2	2	2	2	2		
13	94050-10080	NUT, FLANGE, 10MM	6	6	6	6	6	6	6	6		
14	52925-SX8-T01	CAP, RR. SHOCK ABSORBER	-	-	-	-	2	2	2	2		



B-31

STEERING WHEEL(1)



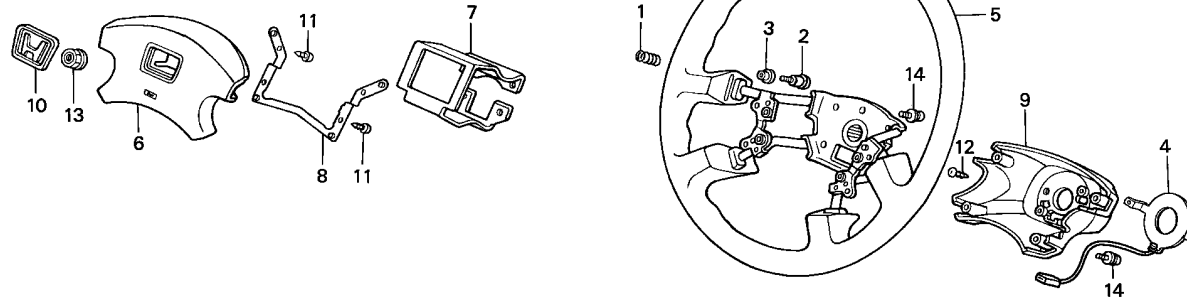
Service item	F.R.T.
EMBLEM, STEERING WHEEL	0.1
WHEEL ASSY., STEERING	0.3
PAD, STEERING WHEEL	0.4
BODY, STEERING WHEEL	0.5
.BRACKET COMP., STEERING	

5

Ref. No.	Part No.	Description	Reqd. QTY								Serial No.	Parts catalogue code
			1996		1998		1999		2001			
			MT	AT	MT	AT	MT	AT	MT	AT		
2	78501-SX8-T01ZA	BODY, STEERING WHEEL *NH264L*.....CLASSY GRAY	1	1	-	-	-	-	-	-	-	-
3	78506-SX8-T01	SPACER, HORN	4	4	-	-	-	-	-	-	-	T2A,T4B,T5B,T9B
4	78508-SX8-T01	BRACKET COMP., STEERING	1	1	-	-	-	-	-	-	-	T2A,T4B,T5B,T9B
5	78513-SX8-T01ZA	PAD, STEERING WHEEL *NH264L*.....CLASSY GRAY	1	1	-	-	-	-	-	-	-	T2A,T4B,T5B,T9B
6	78518-SX8-T01ZA	COVER COMP., BODY *NH264L*.....CLASSY GRAY	1	1	-	-	-	-	-	-	-	T2A,T4B,T5B,T9B
7	78531-SX8-T01ZA	EMBLEM, STEERING WHEEL *NH264L*.....CLASSY GRAY	1	1	-	-	-	-	-	-	-	T2A,T4B,T5B,T9B
8	90127-SX8-T01	SCREW, TAPPING, 4X16	3	3	-	-	-	-	-	-	-	T2A,T4B,T5B,T9B
9	90128-SX8-T01	SCREW-WASHER, 3X16	4	4	-	-	-	-	-	-	-	T2A,T4B,T5B,T9B
10	90129-SX8-T01	SCREW-WASHER, 5X14	1	1	-	-	-	-	-	-	-	T2A,T4B,T5B,T9B
11	90380-SB2-003	NUT, SELF-LOCK (OHASHI)	1	1	-	-	-	-	-	-	-	T2A,T4B,T5B,T9B

B-31-1

STEERING WHEEL(2)



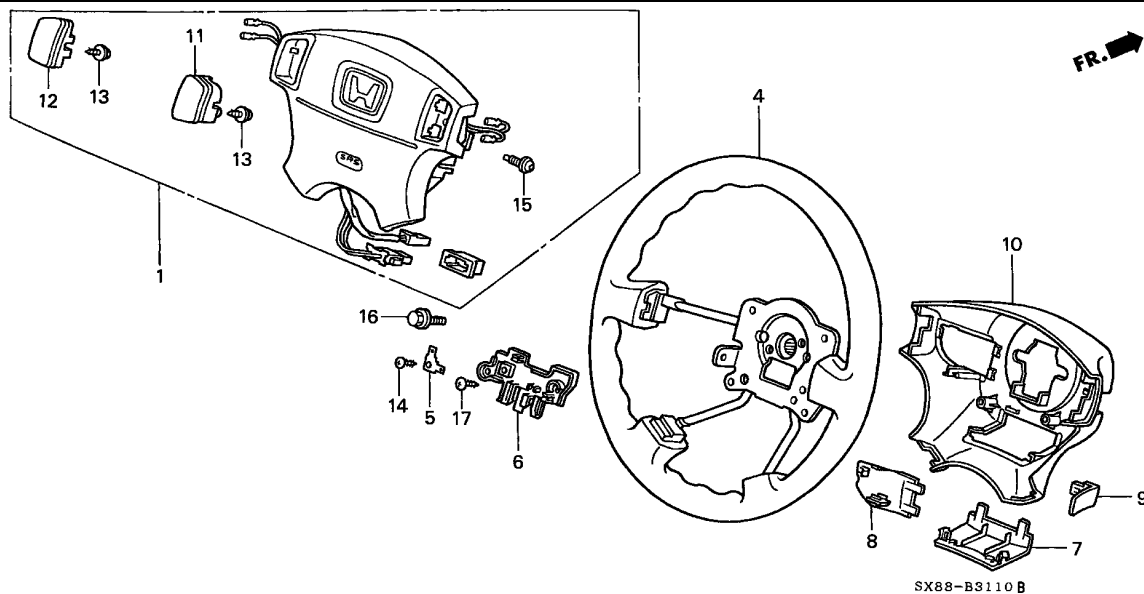
SX88-B3101

Service item	F.R.T.
PAD, HORN	0.4
.RING, SLIP	
PLATE, CONTACT	0.5
.WHEEL, STEERING	

Ref. No.	Part No.	Description	Reqd. QTY								Serial No.	Parts catalogue code
			1996		1998		1999		2001			
			MT	AT	MT	AT	MT	AT	MT	AT		
1	53155-SA0-003	SPRING, HORN (NIPPON PURASUTO)	-	-	-	-	4	4	4	4	-----	T11B,T8B
2	53154-SB3-951	SCREW, SLIDE (NIPPON PURASUTO)	-	-	-	-	4	4	4	4	-----	T11B,T8B
3	53156-SB3-961	BUSH (NIPPON PURASUTO)	-	-	-	-	4	4	4	4	-----	T11B,T8B
4	78505-SH4-A02	RING, SLIP	-	-	-	-	1	1	1	1	-----	T11B,T8B
5	78512-SH4-A03ZF	WHEEL, STEERING	-	-	-	-	-	-	-	-	-----	
		NH264L.....CLASSY GRAY	-	-	-	-	1	1	1	1	-----	T11B,T8B
	78512-SH4-A03ZG	*YR164L*.....MEDIUM TAUPE	-	-	-	-	-	-	1	1	-----	T11B,T8B
6	78513-SH4-A02ZF	PAD, HORN	-	-	-	-	-	-	-	-	-----	
		NH264L.....CLASSY GRAY	-	-	-	-	1	1	1	1	-----	T11B,T8B
	78513-SH4-A02ZG	*YR164L*.....MEDIUM TAUPE	-	-	-	-	-	-	1	1	-----	T11B,T8B
7	78516-SH4-A02	BRACKET	-	-	-	-	1	1	1	1	-----	T11B,T8B
8	78517-SH4-A02	PLATE, CONTACT	-	-	-	-	1	1	1	1	-----	T11B,T8B
9	78518-SH4-A02ZF	COVER, BODY	-	-	-	-	-	-	-	-	-----	
		NH264L.....CLASSY GRAY	-	-	-	-	1	1	1	1	-----	T11B,T8B
	78518-SH4-A02ZG	*YR164L*.....MEDIUM TAUPE	-	-	-	-	-	-	1	1	-----	T11B,T8B
10	78531-SH4-004ZC	EMBLEM, STEERING WHEEL (NIPPON PURASUTO)	-	-	-	-	-	-	-	-	-----	
		NH264L.....CLASSY GRAY	-	-	-	-	1	1	1	1	-----	T11B,T8B
	78531-SH4-004ZD	*YR164L*.....MEDIUM TAUPE	-	-	-	-	-	-	1	1	-----	T11B,T8B
11	90107-SA5-000	SCREW, TAPPING, 4X12	-	-	-	-	4	4	4	4	-----	T11B,T8B
12	90142-SEO-A21	SCREW, TAPPING, 4X8	-	-	-	-	2	2	2	2	-----	T11B,T8B
13	90380-SB2-003	NUT, SELF-LOCK (OHASHI)	-	-	-	-	1	1	1	1	-----	T11B,T8B
14	93891-04010-18	SCREW-WASHER, 4X10	-	-	-	-	8	8	8	8	-----	T11B,T8B

B-31-10

STEERING WHEEL(SRS)



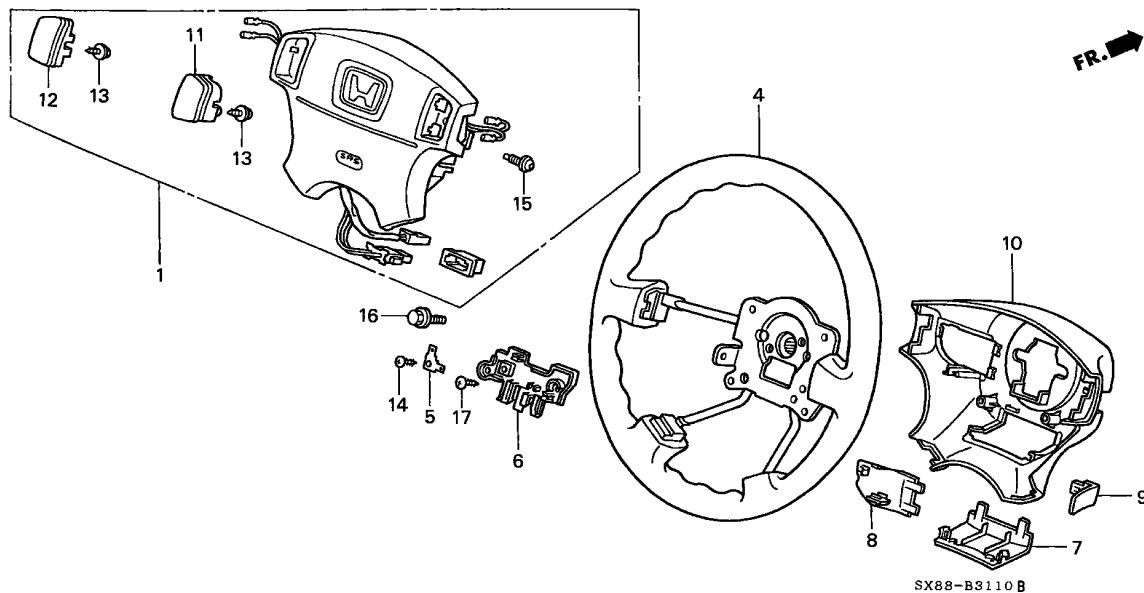
Service item	F.R.T.
BUTTON, HORN	0.3
MODULE KIT, DRIVER	
COVER, BODY	0.4
BODY, STEERING WHEEL	0.5

5

Ref. No.	Part No.	Description	Reqd. QTY								Serial No.	Parts catalogue code
			1996		1998		1999		2001			
			MT	AT	MT	AT	MT	AT	MT	AT		
1	06770-S04-Q80ZC	MODULE KIT, DRIVER (MORTON) *NH264L*.....CLASSY GRAY	-	-	1	1	-	-	-	-	-----	T10D,T6D
	06770-S02-Q81ZB	MODULE KIT, DRIVER *NH264L*.....CLASSY GRAY	-	-	1	1	-	1	-	1	-----	T11C,T11D,T5C,T9C
	06770-S02-Q81ZC	*YR164L*.....MEDIUM TAUPE	-	-	-	-	-	-	-	1	-----	T11C,T11D
4	78501-S04-N61ZD	BODY, STEERING WHEEL *NH264L*.....CLASSY GRAY	-	-	1	1	-	1	-	1	-----	T10D,T11C,T11D,T5C,T6D,T9C
	78501-S04-N61ZB	*YR164L*.....MEDIUM TAUPE	-	-	-	-	-	-	-	1	-----	T11C,T11D
5	78508-S04-N61	TAB	-	-	1	1	-	1	-	1	-----	T10D,T11C,T11D,T5C,T6D,T9C
6	78509-S04-N61	COVER, BOSS PLATE	-	-	1	1	-	1	-	1	-----	T10D,T11C,T11D,T5C,T6D,T9C
7	78512-S04-N61ZC	CAP C, BODY COVER *NH264L*.....CLASSY GRAY	-	-	1	1	-	1	-	1	-----	T10D,T11C,T11D,T5C,T6D,T9C
	78512-S04-N61ZD	*YR164L*.....MEDIUM TAUPE	-	-	-	-	-	-	-	1	-----	T11C,T11D
8	78513-S04-N61ZC	CAP, L. BODY COVER *NH264L*.....CLASSY GRAY	-	-	1	1	-	1	-	1	-----	T10D,T11C,T11D,T5C,T6D,T9C
	78513-S04-N61ZD	*YR164L*.....MEDIUM TAUPE	-	-	-	-	-	-	-	1	-----	T11C,T11D
9	78514-S04-N61ZC	CAP, R. BODY COVER *NH264L*.....CLASSY GRAY	-	-	1	1	-	1	-	1	-----	T10D,T11C,T11D,T5C,T6D,T9C
	78514-S04-N61ZD	*YR164L*.....MEDIUM TAUPE	-	-	-	-	-	-	-	1	-----	T11C,T11D
10	78518-S04-N62ZA	COVER, BODY *NH264L*.....CLASSY GRAY	-	-	1	1	-	1	-	1	-----	T10D,T11C,T11D,T5C,T6D,T9C
	78518-S04-N62ZD	*YR164L*.....MEDIUM TAUPE	-	-	-	-	-	-	-	1	-----	T11C,T11D
11	78521-S04-N82ZD	BUTTON, R. HORN *NH264L*.....CLASSY GRAY	-	-	1	1	-	1	-	1	-----	T10D,T11C,T11D,T5C,T6D,T9C
	78521-S04-N82ZB	*YR164L*.....MEDIUM TAUPE	-	-	-	-	-	-	-	1	-----	T11C,T11D
12	78522-S04-N82ZD	BUTTON, L. HORN *NH264L*.....CLASSY GRAY	-	-	1	1	-	1	-	1	-----	T10D,T11C,T11D,T5C,T6D,T9C

B-31-10

STEERING WHEEL(SRS)

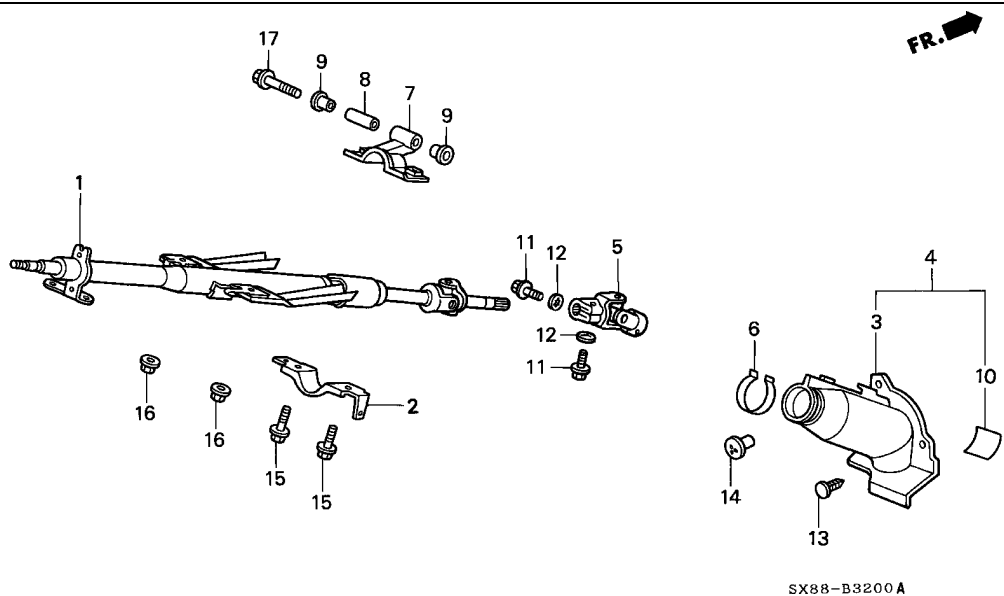


Ref. No.	Part No.	Description	Reqd. QTY								Serial No.	Parts catalogue code
			1996		1998		1999		2001			
			MT	AT	MT	AT	MT	AT	MT	AT		
12)	78522-S04-N82ZB	BUTTON, L. HORN *YR164L*.....MEDIUM TAUPE	-	-	-	-	-	-	-	1	-----	----- T11C,T11D
13	90106-SA7-000	SCREW-WASHER, 4X12	-	-	2	2	-	2	-	2	-----	----- T10D,T11C,T11D,T5C,T6D,T9C
14	90124-SR4-003	SCREW, TAPPING, 4X10	-	-	1	1	-	1	-	1	-----	----- T10D,T11C,T11D,T5C,T6D,T9C
15	90134-S04-A81	BOLT, HEX., 6X12	-	-	2	2	-	2	-	2	-----	----- T10D,T11C,T11D,T5C,T6D,T9C
16	90161-SV4-003	BOLT, STEERING HANDLE	-	-	1	1	-	1	-	1	-----	----- T10D,T11C,T11D,T5C,T6D,T9C
17	93913-25520	SCREW, TAPPING, 5X20(P0)	-	-	4	4	-	4	-	4	-----	----- T10D,T11C,T11D,T5C,T6D,T9C

5

B-32

STEERING COLUMN



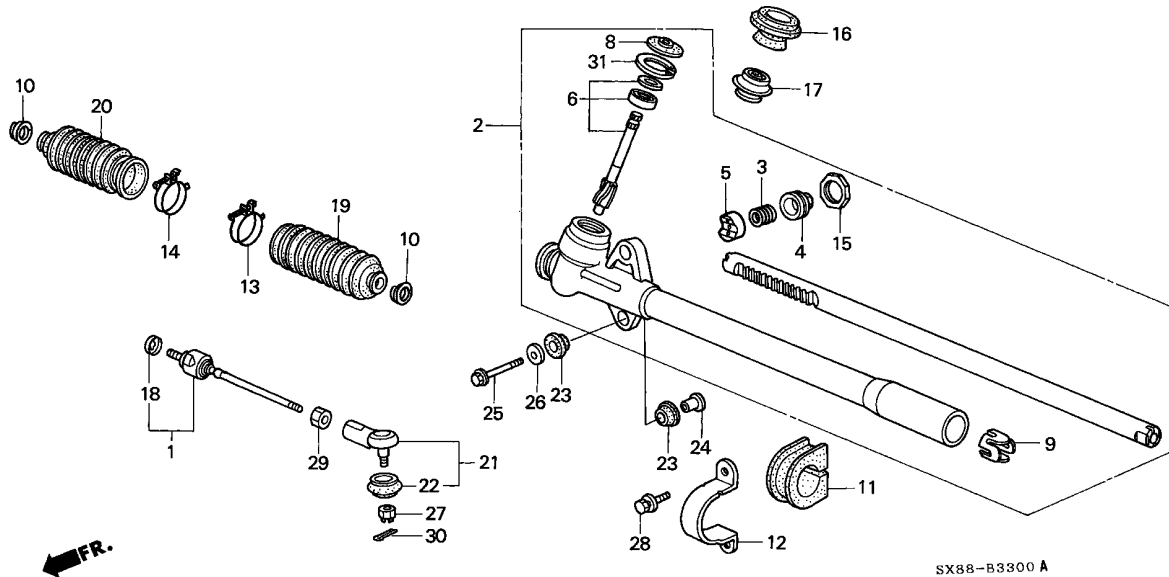
Service item	F.R.T.
COVER, STEERING JOINT	0.2
PIVOT, STEERING COLUMN	0.4
JOINT COMP. B, STEERING	0.5
COLUMN ASSY., STEERING	1.1
(ADD 0.1 TO THE MODEL WITH SRS)	

5

Ref. No.	Part No.	Description	Reqd. QTY								Serial No.	Parts catalogue code
			1996		1998		1999		2001			
			MT	AT	MT	AT	MT	AT	MT	AT		
1	53200-SX8-T02	COLUMN ASSY., STEERING	1	1	-	-	1	-	1	-		
	53200-SX8-T81	-	-	1	1	-	1	-	1	-----	T11B,T2A,T4B,T5B,T8B,T9B
2	53216-SX8-T00	HOLDER B, STEERING COLUMN ...	1	1	1	1	1	1	1	1	-----	T10D,T11C,T11D,T5C,T6D,T9C
3	53320-SX8-T00	COVER, STEERING JOINT	1	1	-	-	1	-	1	-		
		-	-	1	1	-	1	-	1	-----	T11B,T2A,T4B,T5B,T8B,T9B
4	53320-SX8-T80	COVER, STEERING JOINT	-	-	1	1	-	1	-	1	-----	T10D,T11C,T11D,T5C,T6D,T9C
5	53323-SX8-T01	JOINT COMP. B, STEERING	1	-	1	-	1	-	1	-	-----	T1A,T2A
	53323-SX8-T51	1	-	1	-	1	-	1	-	-----	T11B,T3B,T4B,T5B,T5C,T6D,T8B
		-	1	-	1	-	1	-	1		
6	53326-SB0-000	CLIP B, JOINT COVER	1	1	1	1	1	1	1	1		
7	53363-SX8-T00	PIVOT, STEERING COLUMN	1	1	1	1	1	1	1	1		
8	53364-SX8-T00	COLLAR, PIVOT	1	1	1	1	1	1	1	1		
9	53365-SA0-961	BUSH, PIVOT	2	2	2	2	2	2	2	2		
10	77873-S04-G80	LABEL, STEERING COLUMN CAUTION (ENGLISH)	-	-	1	1	-	1	-	1	-----	T10D,T11C,T11D,T5C,T6D,T9C
11	90135-SB0-003	BOLT, STEERING YOKE, 8X28 (NIPPON SEIKO)	2	2	2	2	2	2	2	2		
12	90511-671-003	WASHER, LOCK	2	2	2	2	2	2	2	2		
13	90654-SA5-003	CLIP, JOINT COVER	2	2	2	2	2	2	2	2		
14	90676-SB2-003	CLIP, DASHBOARD INSULATOR ...	1	1	1	1	1	1	1	1		
15	93403-08020-08	BOLT-WASHER, 8X20	2	2	2	2	2	2	2	2		
16	94070-08080	NUT-WASHER, 8MM	2	2	2	2	2	2	2	2		
17	95701-08045-08	BOLT, FLANGE, 8X45	1	1	1	1	1	1	1	1		

B-33

STEERING GEAR BOX

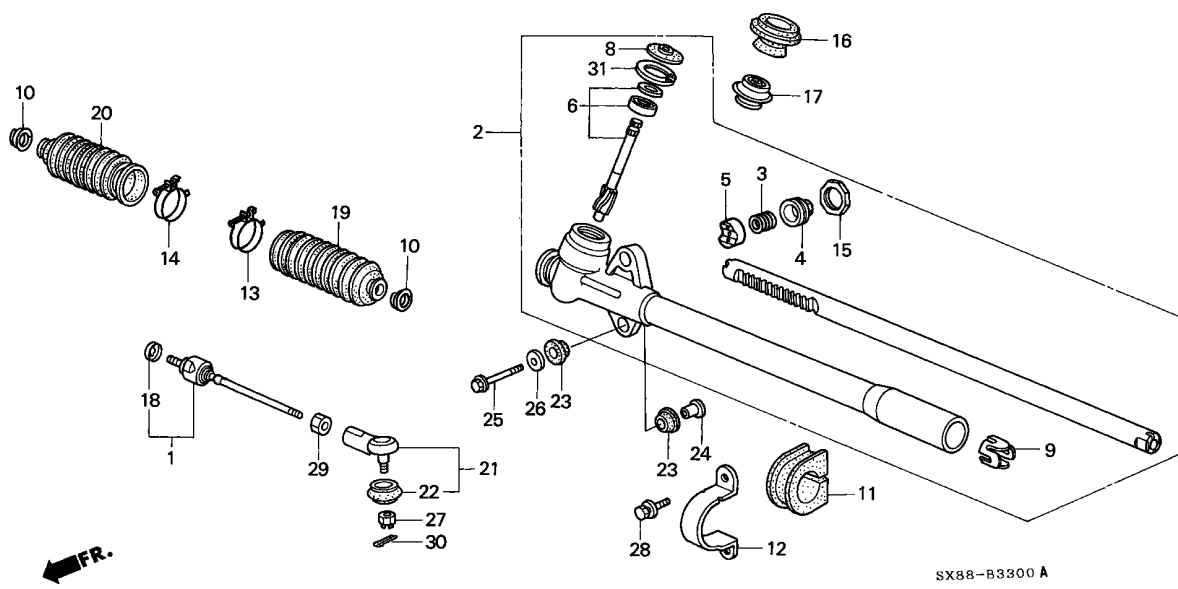


Service item	F.R.T.
BOOT, TIE ROD END	0.5
(ADD 0.3 FOR EACH.)	
.GUIDE, STEERING RACK (INC. RELATIVE PART)	
END COMP., TIE ROD	0.7
(ADD 0.5 FOR EACH.)	
DUST SEAL A, TIE ROD	0.8
GROMMET A, STEERING	1.8
.GROMMET B, STEERING	
END SET, RACK	2.2
(ADD 0.1 FOR EACH.)	
BOX COMP., STEERING GEAR	2.4

Ref. No.	Part No.	Description	Reqd. QTY								Serial No.	Parts catalogue code
			1996		1998		1999		2001			
			MT	AT	MT	AT	MT	AT	MT	AT		
1	53010-SX8-T00	END SET, RACK	2	-	2	-	2	-	2	-		T1A,T2A
2	53040-SX8-T01	BOX COMP., STEERING GEAR	1	-	1	-	1	-	1	-		T1A,T2A
3	53413-SX8-T01	SPRING, RACK GUIDE PRESSURE	1	-	1	-	1	-	1	-		T1A,T2A
4	53414-679-013	SCREW, RACK GUIDE	1	-	1	-	1	-	1	-		T1A,T2A
5	53416-ST0-003	GUIDE, STEERING RACK	1	-	1	-	1	-	1	-		T1A,T2A
6	53421-SX8-T01	PINION COMP., STEERING	1	-	1	-	1	-	1	-		T1A,T2A
8	53426-SE0-951	DUST SEAL, STEERING PINION ..	1	-	1	-	1	-	1	-		T1A,T2A
9	53430-SH3-000	BUSH, RACK END	1	-	1	-	1	-	1	-		T1A,T2A
10	53434-SD9-000	CLIP, TIE ROD	2	-	2	-	2	-	2	-		T1A,T2A
	53434-SX8-T01	2	-	2	-	2	-	2	-		T1A,T2A
11	53436-SX8-T00	CUSHION B, GEAR BOX	1	-	1	-	1	-	1	-		T1A,T2A
12	53438-SX8-T00	BRACKET, STEERING GEAR BOX ..	1	-	1	-	1	-	1	-		T1A,T2A
13	53449-SH3-J00	BAND B, BELLOWS	1	-	1	-	1	-	1	-		T1A,T2A
14	53449-SH3-000	BAND, BELLOWS	1	-	1	-	1	-	1	-		T1A,T2A
15	53458-SE0-003	NUT, RACK SCREW LOCK	1	-	1	-	1	-	1	-		T1A,T2A
	53458-SX8-T01	1	-	1	-	1	-	1	-		T1A,T2A
16	53501-SX8-T00	GROMMET A, STEERING	1	-	1	-	1	-	1	-		T1A,T2A
17	53502-SD5-020	GROMMET B, STEERING	1	-	1	-	1	-	1	-		T1A,T2A
18	53536-SR3-000	WASHER, TIE ROD LOCK	2	-	2	-	2	-	2	-		T1A,T2A
	53536-SX8-T01	2	-	2	-	2	-	2	-		T1A,T2A
19	53537-SH3-J00	DUST SEAL B, TIE ROD	1	-	1	-	1	-	1	-		T1A,T2A
	53537-SX8-T51	1	-	1	-	1	-	1	-		T1A,T2A
20	53537-SH3-000	DUST SEAL A, TIE ROD	1	-	1	-	1	-	1	-		T1A,T2A
	53537-SX8-T01	1	-	1	-	1	-	1	-		T1A,T2A
21	53540-SX8-T01	END COMP., TIE ROD	2	-	2	-	2	-	2	-		T1A,T2A

B-33

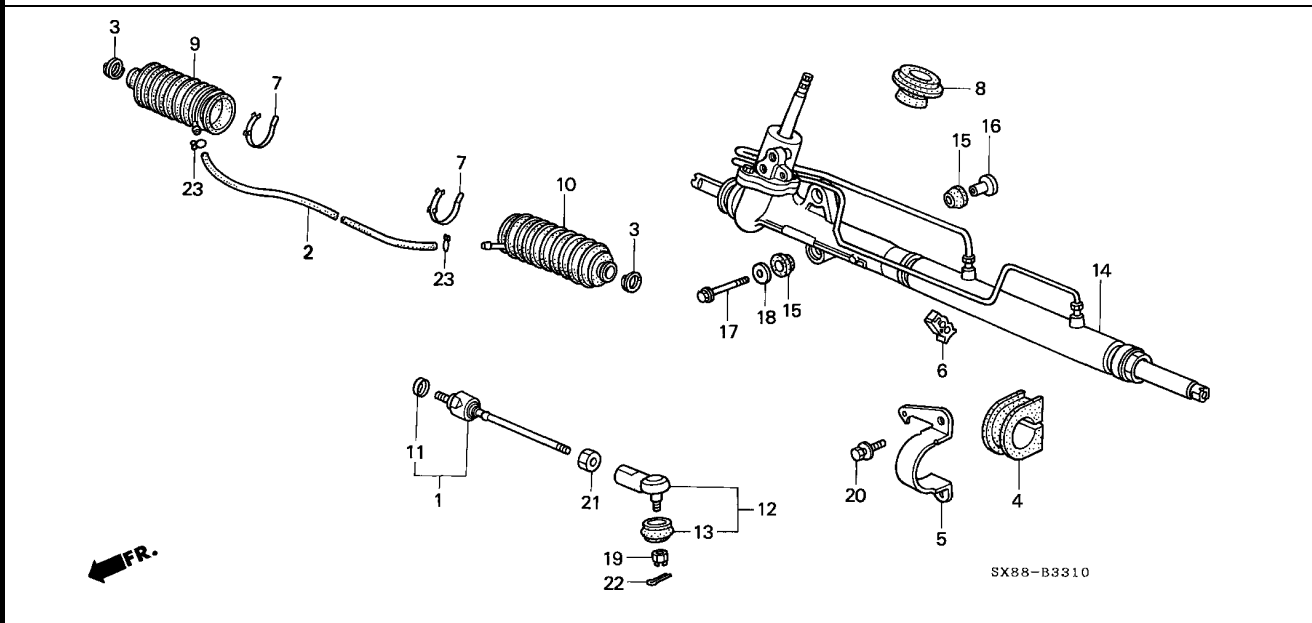
STEERING GEAR BOX



Ref. No.	Part No.	Description	Reqd. QTY								Serial No.	Parts catalogue code
			1996		1998		1999		2001			
			MT	AT	MT	AT	MT	AT	MT	AT		
22	53546-SX8-T01	BOOT, TIE ROD END	2	-	-	-	-	-	-	-	-	T1A
	53546-S30-005	-	-	2	-	2	-	2	-	-	T2A
23	53685-SX8-T01	BUSH, STEERING GEAR BOX MOUNTING	4	-	4	-	4	-	4	-	-	T1A,T2A
24	53686-SH3-010	COLLAR, STEERING GEAR BOX MOUNTING	2	-	2	-	2	-	2	-	-	T1A,T2A
25	90171-SD5-010	BOLT, FLANGE, 10X60	2	-	2	-	2	-	2	-	-	T1A,T2A
26	90325-SM4-J00	WASHER, PLAIN, 10MM	2	-	2	-	2	-	2	-	-	T1A,T2A
27	90363-SF1-000	NUT, CASTLE, 12MM	2	-	-	-	-	-	-	-	-	T1A
	94030-12280	NUT, HEX., 12MM	-	-	2	-	2	-	2	-	-	T2A
28	93402-10025-08	BOLT-WASHER, 10X25	2	-	2	-	2	-	2	-	-	T1A,T2A
29	94031-12280	NUT, HEX., 12MM	2	-	2	-	2	-	2	-	-	T1A,T2A
30	94201-30220	PIN, SPLIT, 3.0X22	2	-	2	-	2	-	2	-	-	T1A,T2A
31	94520-35000	CIRCLIP, INTERNAL, 35MM	1	-	1	-	1	-	1	-	-	T1A,T2A

B-33-10

P.S. GEAR BOX



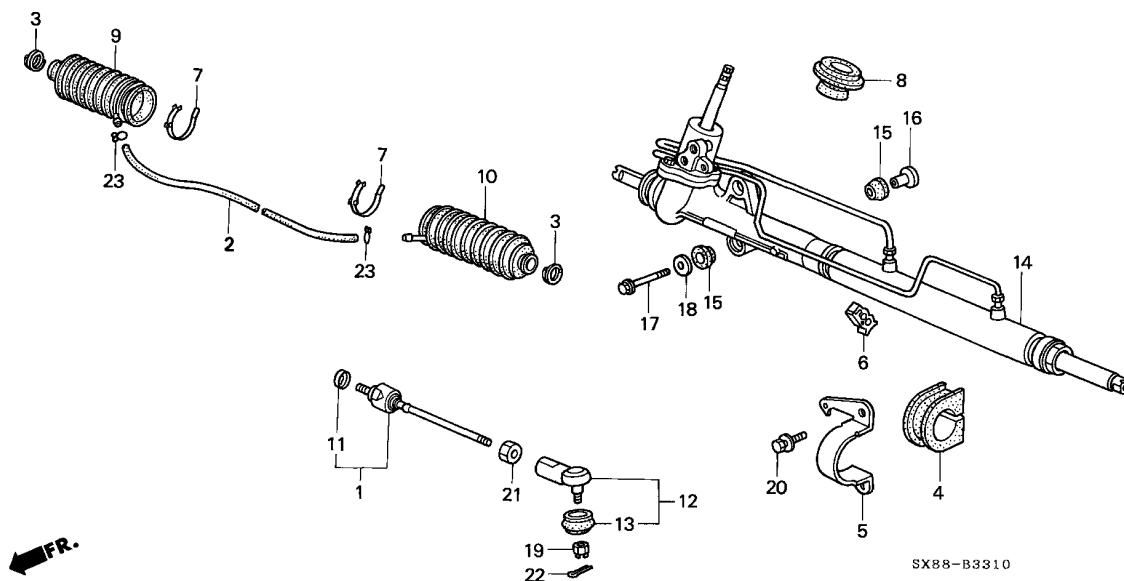
Service item	F.R.T.
BOOT, TIE ROD END	0.5
(ADD 0.3 FOR EACH.)	
END COMP., TIE ROD	0.7
(ADD 0.5 FOR EACH.)	
DUST SEAL COMP., TIE ROD	0.8
END SET, RACK	2.8
(ADD 0.3 TO THE MODEL WITH SRS)	
(ADD 0.1 FOR EACH.)	
BOX COMP., POWER STEERING GEAR	3.2
(ADD 0.3 TO THE MODEL WITH SRS)	

Ref. No.	Part No.	Description	Reqd. QTY								Serial No.	Parts catalogue code
			1996		1998		1999		2001			
			MT	AT	MT	AT	MT	AT	MT	AT		
1	53010-SX8-T00	END SET, RACK	2	-	-	-	-	-	-	-	-	T3B
	53010-SX8-T01	-	2	-	2	-	2	-	-	-	T11B,T4B,T5B,T5C,T6D,T8B
2	53411-SD2-950	TUBE, AIR TRANSFER	1	-	1	-	1	-	1	-	-	T11B,T3B,T4B,T5B,T5C,T6D,T8B
3	53434-SD9-000	CLIP, TIE ROD	2	-	-	-	-	-	-	-	-	T3B
	53434-S04-J51	-	2	-	2	-	2	-	-	-	T11B,T4B,T5B,T5C,T6D,T8B
4	53436-SX8-T50	CUSHION B, GEAR BOX	1	-	1	-	1	-	1	-	-	T11B,T3B,T4B,T5B,T5C,T6D,T8B
5	53438-SX8-T50	BRACKET, STEERING GEAR BOX ..	1	-	1	-	1	-	1	-	-	T11B,T3B,T4B,T5B,T5C,T6D,T8B
6	53447-ST0-003	CLIP, TRANSFER TUBE (NIFCO) ..	2	-	-	-	-	-	-	-	-	T3B
	53447-S04-J51	CLIP, TRANSFER TUBE	-	2	-	2	-	2	-	-	-	T11B,T4B,T5B,T5C,T6D,T8B
7	53449-SL0-A00	BAND B, BELLOWS	2	-	-	-	-	-	-	-	-	T3B
	53449-S04-J51	-	2	-	2	-	2	-	-	-	T11B,T4B,T5B,T5C,T6D,T8B
8	53501-SX8-T00	GROMMET A, STEERING	1	-	1	-	1	-	1	-	-	T11B,T3B,T4B,T5B,T5C,T6D,T8B
9	53534-SR3-N52	DUST SEAL COMP., TIE ROD	1	-	1	-	1	-	1	-	-	T11B,T3B,T4B,T5B,T5C,T6D,T8B
10	53534-ST0-013	DUST SEAL COMP., TIE ROD	1	-	1	-	1	-	1	-	-	T11B,T3B,T4B,T5B,T5C,T6D,T8B



B-33-10

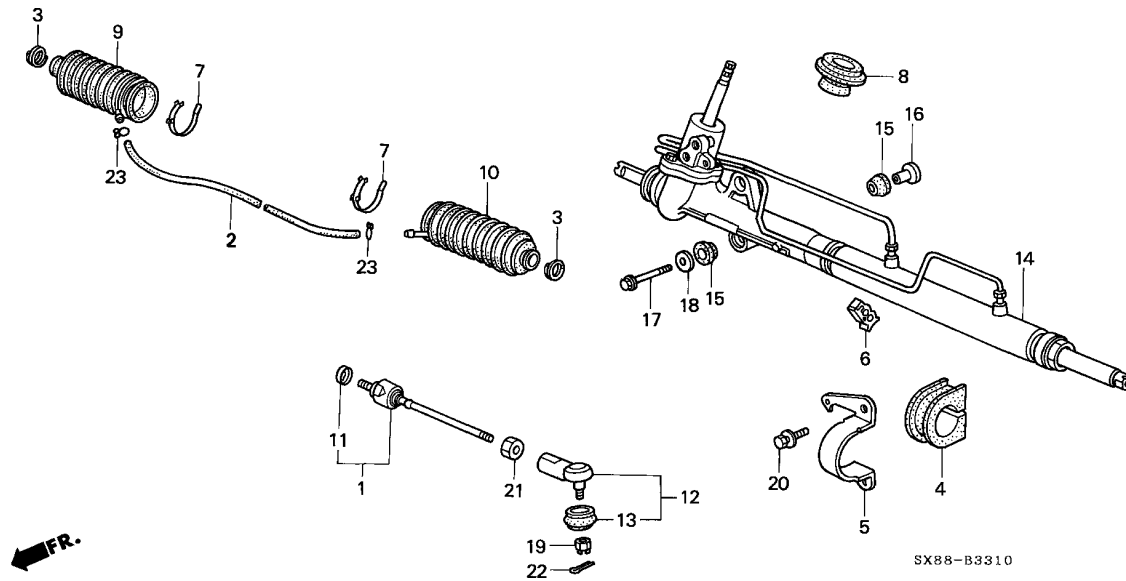
P.S. GEAR BOX



Ref. No.	Part No.	Description	Reqd. QTY								Serial No.	Parts catalogue code	
			1996		1998		1999		2001				
			MT	AT	MT	AT	MT	AT	MT	AT			
11	53536-SR3-000	WASHER, TIE ROD LOCK	2	-	-	-	-	-	-	-	-	T3B	
	53536-S04-J51		-	2	-	2	-	2	-	2	-	T11B,T4B,T5B,T5C,T6D,T8B	
12	53540-SX8-T01	END COMP., TIE ROD	2	-	2	-	2	-	2	-	-	T11B,T3B,T4B,T5B,T5C,T6D,T8B	
			-	2	-	2	-	2	-	2	-		
13	53546-SX8-T01	BOOT, TIE ROD END	2	-	-	-	-	-	-	-	-	T3B	
	53546-S30-005		-	2	-	2	-	2	-	2	-	T11B,T4B,T5B,T5C,T6D,T8B	
			-	-	2	-	2	-	2	-	-		
14	53601-SX8-T01	BOX COMP., POWER STEERING GEAR	1	-	-	-	-	-	-	-	-	TP100779 T3B	
			-	1	-	-	-	-	-	-	-	TP101800	
	53601-SX8-T02		1	-	-	-	-	-	-	-	-	TP100780 T3B	
			-	1	-	-	-	-	-	-	-	TP101801	
	53601-SX8-T03		-	-	1	-	-	-	-	-	-	T5B,T5C,T6D	
			-	-	-	1	-	-	-	-	-		
	53601-SX8-T04		-	-	-	1	-	1	-	1	-	T11B,T4B,T8B	
			-	-	-	-	1	-	1	-	-		
15	53685-SH3-000	BUSH, STEERING GEAR BOX MOUNTING	4	-	4	-	4	-	4	-	4	-	T11B,T3B,T4B,T5B,T5C,T6D,T8B
			-	4	-	4	-	4	-	4	-		
16	53686-SH3-010	COLLAR, STEERING GEAR BOX MOUNTING	2	-	2	-	2	-	2	-	2	-	T11B,T3B,T4B,T5B,T5C,T6D,T8B
			-	2	-	2	-	2	-	2	-		
17	90171-SD5-010	BOLT, FLANGE, 10X60	2	-	2	-	2	-	2	-	2	-	T11B,T3B,T4B,T5B,T5C,T6D,T8B
			-	2	-	2	-	2	-	2	-		
18	90325-SM4-J00	WASHER, PLAIN, 10MM	2	-	2	-	2	-	2	-	2	-	T11B,T3B,T4B,T5B,T5C,T6D,T8B
			-	2	-	2	-	2	-	2	-		

B-33-10

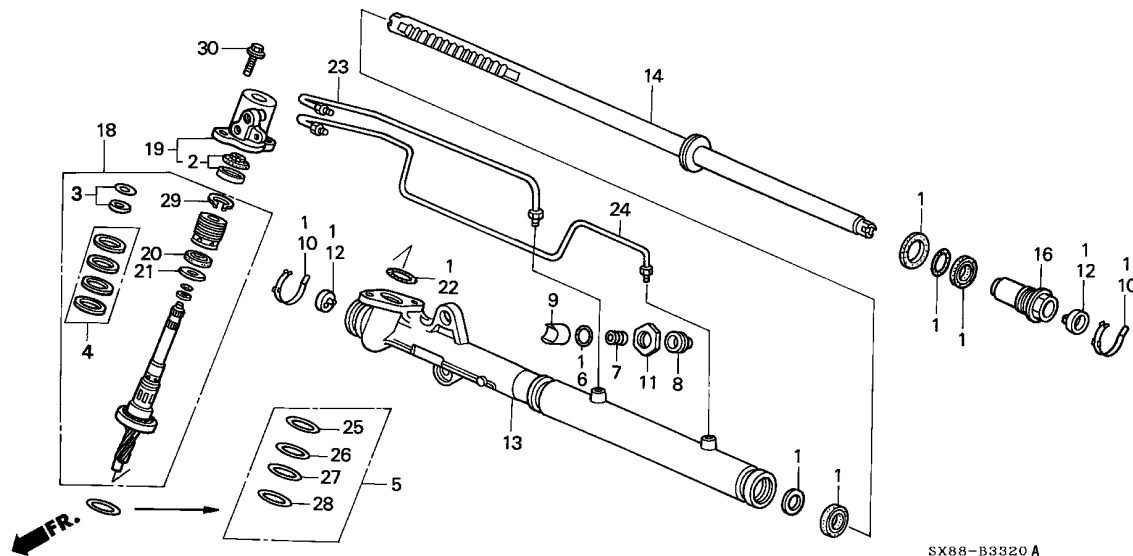
P.S. GEAR BOX



Ref. No.	Part No.	Description	Reqd. QTY								Serial No.	Parts catalogue code
			1996		1998		1999		2001			
			MT	AT	MT	AT	MT	AT	MT	AT		
19	90363-SF1-000	NUT, CASTLE, 12MM	2	-	2	-	-	-	-	-	-----	T3B,T5B,T5C,T6D
	94030-12280	NUT, HEX., 12MM	-	-	-	-	2	-	2	-	-----	T11B,T4B,T8B
20	93402-10025-08	BOLT-WASHER, 10X25	2	-	2	-	2	-	2	-	-----	T11B,T3B,T4B,T5B,T5C,T6D,T8B
			-	2	-	2	-	2	-	2		
21	94031-12280	NUT, HEX., 12MM	2	-	2	-	2	-	2	-	-----	T11B,T3B,T4B,T5B,T5C,T6D,T8B
			-	2	-	2	-	2	-	2		
22	94201-30220	PIN, SPLIT, 3.0X22	2	-	2	-	2	-	2	-	-----	T11B,T3B,T4B,T5B,T5C,T6D,T8B
			-	2	-	2	-	2	-	2		
23	95002-02074	CLIP, TUBE (B7)	2	-	-	-	-	-	-	-	-----	T3B
			-	2	-	-	-	-	-	-		
	90111-S04-J51	-	-	2	-	2	-	2	-	-----	T11B,T4B,T5B,T5C,T6D,T8B
			-	-	-	2	-	2	-	2		

B-33-20

P.S. GEAR BOX COMPONENTS



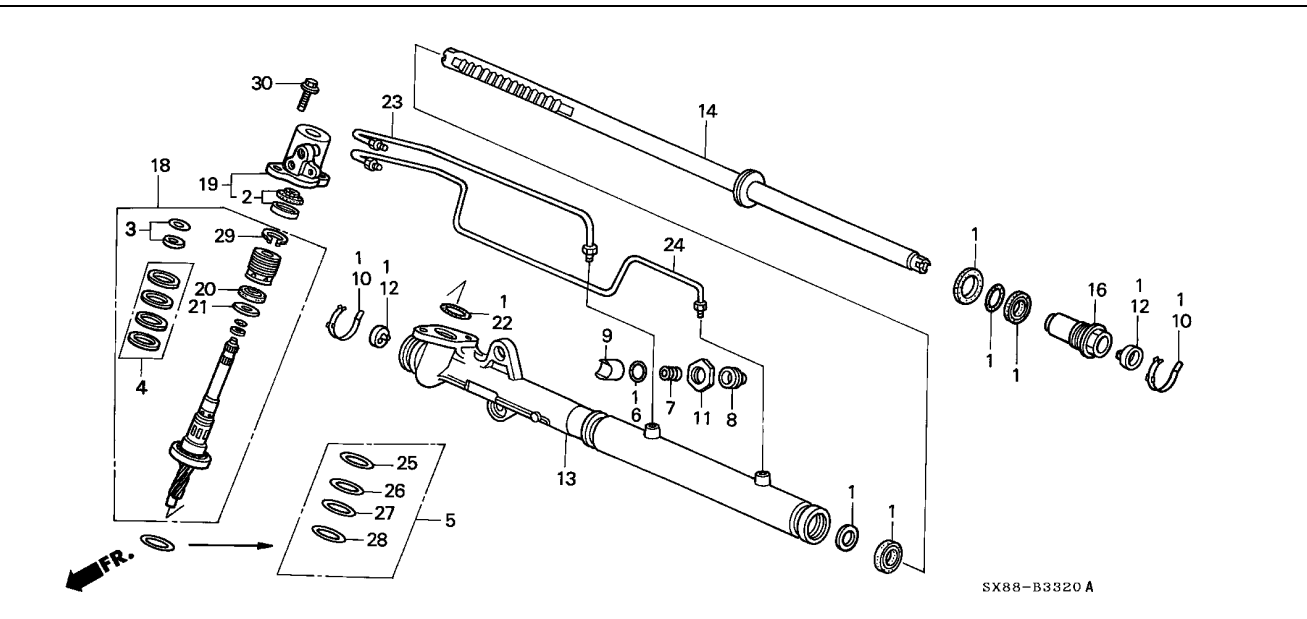
Service item	F.R.T.
GUIDE, STEERING RACK	0.6
(INC. RELATIVE PART)	
PIPE, CYLINDER	2.8
(ADD 0.3 TO THE MODEL WITH SRS)	
(SAME TIME FOR TWO UNITS)	
VALVE SUB ASSY., STEERING	3.1
(ADD 0.3 TO THE MODEL WITH SRS)	
HOUSING COMP., VALVE	3.2
(ADD 0.3 TO THE MODEL WITH SRS)	
.OIL SEAL SET, ROTARY VALVE	
(ADD 0.3 TO THE MODEL WITH SRS)	
.OIL SEAL, 27X38X5.5	
(ADD 0.3 TO THE MODEL WITH SRS)	
RACK COMP., STEERING	4.4
(ADD 0.3 TO THE MODEL WITH SRS)	
.SEAL KIT A, POWER STEERING	
(ADD 0.3 TO THE MODEL WITH SRS)	

Ref. No.	Part No.	Description	Reqd. QTY								Serial No.	Parts catalogue code
			1996		1998		1999		2001			
			MT	AT	MT	AT	MT	AT	MT	AT		
1	06531-ST0-010	SEAL KIT A, POWER STEERING (ROTARY VALVE)	1	-	-	-	-	-	-	-	-	----- T3B
	06531-S04-J51	-	1	-	1	-	1	-	1	-	----- T11B,T4B,T5B,T5C,T6D,T8B
2	06532-ST0-000	OIL SEAL SET, ROTARY VALVE ..	1	-	-	-	-	-	-	-	-	----- T3B
	06532-S50-003	-	1	-	1	-	1	-	1	-	----- T11B,T4B,T5B,T5C,T6D,T8B
3	06534-ST0-010	SEAL SET, POWER STEERING VALVE (ROTARY VALVE)	1	-	-	-	-	-	-	-	-	----- T3B
	06534-S84-A01	-	1	-	1	-	1	-	1	-	----- T11B,T4B,T5B,T5C,T6D,T8B
4	06535-ST0-000	RING SET, POWER STEERING SEAL (ROTARY VALVE)	1	-	-	-	-	-	-	-	-	----- T3B
	06535-S50-003	-	1	-	1	-	1	-	1	-	----- T11B,T4B,T5B,T5C,T6D,T8B
5	06536-ST0-000	SHIM SET (32MM)	1	-	1	-	-	-	-	-	-	----- T3B,T5B,T5C,T6D
			-	1	-	1	-	-	-	-	-	
6	53412-634-000	O-RING, RACK GUIDE (YAMADA) -	1	-	-	-	-	-	-	-	-	----- T3B
			-	1	-	-	-	-	-	-	-	
7	53413-ST0-000	SPRING, RACK GUIDE PRESSURE -	1	-	-	-	-	-	-	-	-	----- T3B
			-	1	-	-	-	-	-	-	-	
	53413-S04-J51	-	-	1	-	1	-	1	-	-	----- T11B,T4B,T5B,T5C,T6D,T8B
			-	-	-	1	-	1	-	1	-	

5

B-33-20

P.S. GEAR BOX COMPONENTS



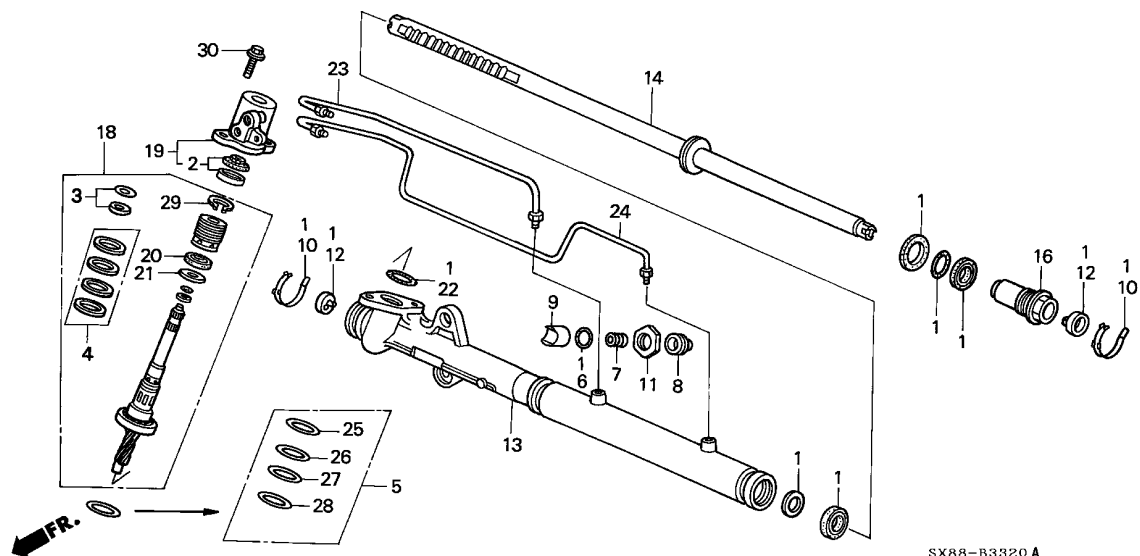
Service item	F.R.T.
HOUSING SUB ASSY., STEERING GEAR BOX (ADD 0.3 TO THE MODEL WITH SRS)	4.5

Ref. No.	Part No.	Description	Reqd. QTY								Serial No.	Parts catalogue code
			1996		1998		1999		2001			
			MT	AT	MT	AT	MT	AT	MT	AT		
8	53414-634-010	SCREW, RACK GUIDE	1	-	-	-	-	-	-	-	-----	T3B
	53414-S04-J51	-	1	-	-	-	-	-	-	-----	T5B,T5C,T6D
	53414-S04-003	-	-	-	1	-	-	-	-	-----	T11B,T4B,T8B
9	53416-ST0-003	GUIDE, STEERING RACK	1	-	-	-	-	1	-	1	-----	T3B
	53416-S04-J51	-	1	-	1	-	1	-	-	-----	T11B,T4B,T5B,T5C,T6D,T8B
10	53449-SL0-A00	BAND B, BELLOWS	2	-	-	-	-	-	-	-	-----	T3B
	53449-S04-J51	-	2	-	2	-	2	-	2	-----	T11B,T4B,T5B,T5C,T6D,T8B
11	53458-SE0-003	NUT, RACK SCREW LOCK	1	-	-	-	-	-	-	-	-----	T3B
	53458-S04-J51	NUT, LOCK	-	1	-	1	-	1	-	-	-----	T11B,T4B,T5B,T5C,T6D,T8B
12	53536-SR3-000	WASHER, TIE ROD LOCK	2	-	-	-	-	-	-	-	-----	T3B
	53536-S04-J51	-	2	-	2	-	2	-	2	-----	T11B,T4B,T5B,T5C,T6D,T8B
13	53608-SX8-T01	HOUSING SUB ASSY., STEERING GEAR BOX	1	-	-	-	-	-	-	-	-----	T3B
	53608-SX8-T02	-	1	-	-	-	-	-	-	-----	T5B,T5C,T6D
			-	-	-	1	-	-	-	-	-----	



B-33-20

P.S. GEAR BOX COMPONENTS



5

Ref. No.	Part No.	Description	Reqd. QTY								Serial No.	Parts catalogue code
			1996		1998		1999		2001			
			MT	AT	MT	AT	MT	AT	MT	AT		
13)	53608-SX8-T03	HOUSING SUB ASSY., STEERING GEAR BOX	-	-	-	-	1	-	1	-	-----	T11B,T4B,T8B
14	53626-SX8-T01	RACK COMP., STEERING	1	-	-	-	-	-	-	-	-----	T3B
	53626-SX8-T02	-	-	1	-	1	-	1	-	-----	T11B,T4B,T5B,T5C,T6D,T8B
16	53630-S04-J51	END COMP., CYLINDER	1	-	-	-	-	-	-	-	-----	T3B
	53630-S04-J54	-	1	-	1	-	1	-	-	-----	T11B,T4B,T5B,T5C,T6D,T8B
18	53641-SX8-T01	VALVE SUB ASSY., STEERING	1	-	-	-	-	-	-	-	-----	TP100779 T3B TP101800
	53641-SX8-T02	1	-	-	-	-	-	-	-	-----	TP100780 T3B TP101801
	53641-SX8-T03	-	-	1	-	1	-	1	-	-----	T11B,T4B,T5B,T5C,T6D,T8B
19	53645-SX8-T01	HOUSING COMP., VALVE	1	-	-	-	-	-	-	-	-----	T3B
	53645-SX8-T02	-	-	1	-	1	-	1	-	-----	T11B,T4B,T5B,T5C,T6D,T8B
20	53660-ST0-013	OIL SEAL, 27X38X5.5(NOK)	1	-	-	-	-	-	-	-	-----	T3B
	53660-S50-003	OIL SEAL, 27X38X5.5(SHOWA)	-	-	1	-	1	-	1	-	-----	T11B,T4B,T5B,T5C,T6D,T8B
21	53661-ST0-000	RING, BACK UP VALVE	1	-	-	-	-	-	-	-	-----	T3B
		-	1	-	-	-	-	-	-		

B-33-20

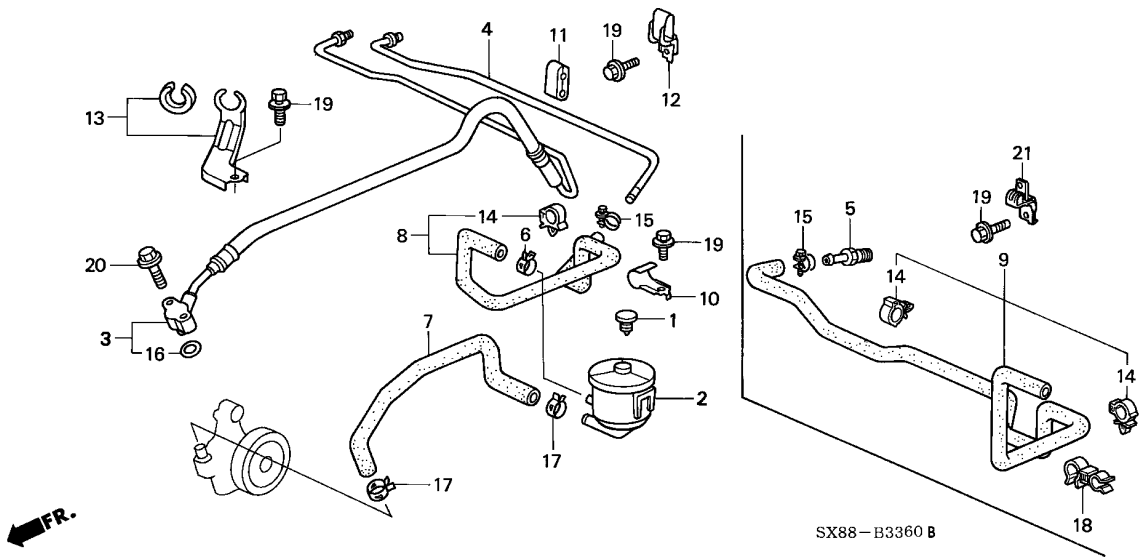
P.S. GEAR BOX COMPONENTS

Ref. No.	Part No.	Description	Reqd. QTY								Serial No.	Parts catalogue code
			1996		1998		1999		2001			
			MT	AT	MT	AT	MT	AT	MT	AT		
21)	53661-S50-003	WASHER, WAVE (SHOWA)	-	-	1	-	1	-	1	-	-----	T11B,T4B,T5B,T5C,T6D,T8B
			-	-	-	1	-	1	-	1	-----	
22	53666-ST0-003	O-RING, 41.5X2(NOK)	1	-	-	-	-	-	-	-	-----	T3B
	53666-SV4-004	O-RING, 41.5X2(ARAI)	1	-	-	-	-	-	-	-	-----	T3B
	53666-S50-003	O-RING, 41.5X2(SHOWA)	-	-	1	-	1	-	1	-	-----	T11B,T4B,T5B,T5C,T6D,T8B
			-	-	-	1	-	1	-	1	-----	
23	53670-SX8-T01	PIPE COMP. A, CYLINDER	1	-	-	-	-	-	-	-	-----	T3B
	53670-SX8-T02	-	-	1	-	1	-	1	-	-----	T11B,T4B,T5B,T5C,T6D,T8B
			-	-	-	1	-	1	-	1	-----	
24	53671-SX8-T01	PIPE COMP. B, CYLINDER	1	-	-	-	-	-	-	-	-----	T3B
	53671-SX8-T02	-	-	1	-	1	-	1	-	-----	T11B,T4B,T5B,T5C,T6D,T8B
			-	-	-	1	-	1	-	1	-----	
25	53672-ST0-000	SHIM A, 32MM(O.10MM)	1	-	-	-	-	-	-	-	-----	T3B
			-	1	-	-	-	-	-	-	-----	
26	53673-ST0-000	SHIM B, 32MM(O.15MM)	1	-	-	-	-	-	-	-	-----	T3B
			-	1	-	-	-	-	-	-	-----	
27	53674-ST0-000	SHIM C, 32MM(O.20MM)	1	-	-	-	-	-	-	-	-----	T3B
			-	1	-	-	-	-	-	-	-----	
28	53675-ST0-000	SHIM D, 32MM(O.25MM)	1	-	-	-	-	-	-	-	-----	T3B
			-	1	-	-	-	-	-	-	-----	
29	94510-20000	CIRCLIP, EXTERNAL, 20MM	1	-	-	-	-	-	-	-	-----	T3B
	90601-S50-003	-	-	1	-	1	-	1	-	-----	T11B,T4B,T5B,T5C,T6D,T8B
			-	-	-	1	-	1	-	1	-----	
30	95701-08028-08	BOLT, FLANGE, 8X28	2	-	-	-	-	-	-	-	-----	T3B
	90105-S50-003	-	-	2	-	2	-	2	-	-----	T11B,T4B,T5B,T5C,T6D,T8B
			-	-	-	2	-	2	-	2	-----	



B-33-60

P.S. HOSES/PIPES



Service item	F.R.T.
TANK COMP., POWER STEERING OIL	0.3
.TUBE, POWER STEERING SUCTION	0.4
HOSE, POWER STEERING RETURN	0.4
HOSE COMP., POWER STEERING FEED	0.6

5

Ref. No.	Part No.	Description	Reqd. QTY								Serial No.	Parts catalogue code
			1996		1998		1999		2001			
			MT	AT	MT	AT	MT	AT	MT	AT		
1	53697-SB3-952	CAP, OIL TANK	1	-	1	-	1	-	1	-	-----	T11B,T3B,T4B,T5B,T5C,T6D,T8B
2	53701-SX8-T01	TANK COMP., POWER STEERING OIL	1	-	1	-	1	-	1	-	-----	T11B,T3B,T4B,T5B,T5C,T6D,T8B
3	53713-SX8-T01	HOSE COMP., POWER STEERING FEED	1	-	-	-	-	-	-	-	-----	TP100601 T3B
				1	-	-	-	-	-	-	-----	TP101308
	53713-SX8-T02	1	-	-	-	-	-	-	-	-----	TP100602 T3B
			-	1	-	-	-	-	-	-	-----	TP101309
			-	-	1	-	1	-	1	-	-----	T11B,T4B,T5B,T5C,T6D,T8B
4	53720-SX8-T00	PIPE COMP., RETURN, 10MM	1	-	-	-	-	-	-	-	-----	TP100601 T3B
			-	1	-	-	-	-	-	-	-----	TP101308
5	53720-SPO-010	PIPE COMP., RETURN, 10MM	1	-	-	-	-	-	-	-	-----	TP100602 T3B
			-	1	-	-	-	-	-	-	-----	TP101309
			-	-	1	-	1	-	1	-	-----	T11B,T4B,T5B,T5C,T6D,T8B
			-	-	-	1	-	1	-	1	-----	
6	53729-671-003	CLAMP D, 15.5MM	1	-	1	-	1	-	1	-	-----	T11B,T3B,T4B,T5B,T5C,T6D,T8B
			-	1	-	1	-	1	-	1	-----	
7	53731-SX8-T00	TUBE, POWER STEERING SUCTION	1	-	1	-	1	-	1	-	-----	T11B,T3B,T4B,T5B,T5C,T6D,T8B
			-	1	-	1	-	1	-	1	-----	
8	53732-SX8-T00	HOSE, POWER STEERING RETURN	1	-	-	-	-	-	-	-	-----	TP100601 T3B
			-	1	-	-	-	-	-	-	-----	TP101308
9	53732-SX8-T50	HOSE, POWER STEERING RETURN	1	-	-	-	-	-	-	-	-----	TP100602 T3B
			-	1	-	-	-	-	-	-	-----	TP101309
			-	-	1	-	-	-	-	-	-----	T5B,T5C,T6D
			-	-	-	1	-	-	-	-	-----	

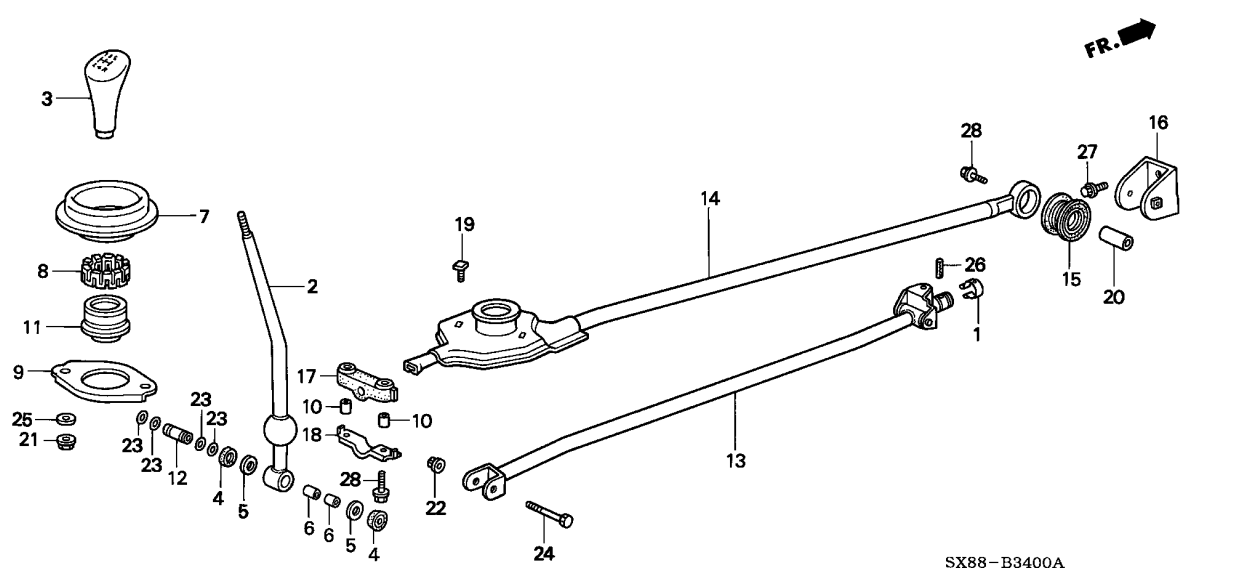
B-33-60

P.S. HOSES/PIPES

Ref. No.	Part No.	Description	Reqd. QTY								Serial No.	Parts catalogue code
			1996		1998		1999		2001			
			MT	AT	MT	AT	MT	AT	MT	AT		
(9)	53732-SX8-T51	HOSE, POWER STEERING RETURN	-	-	-	-	1	-	1	-	-----	T11B,T4B,T8B
			-	-	-	-	-	1	-	1		
10	53737-SX8-T00	BRACKET, POWER STEERING RETURN HOSE	1	-	1	-	1	-	1	-	-----	T11B,T3B,T4B,T5B,T5C,T6D,T8B
			-	1	-	1	-	1	-	1		
11	53740-SK3-E00	RUBBER C, POWER STEERING PIPE INSULATOR	1	-	-	-	-	-	-	-	-----	TP100601 T3B
			-	1	-	-	-	-	-	-	-----	TP101308
12	53743-SX8-T00	CLAMP, POWER STEERING PIPE ..	1	-	-	-	-	-	-	-	-----	TP100601 T3B
			-	1	-	-	-	-	-	-	-----	TP101308
13	53775-SX8-T00	CLAMP, FEED HOSE	1	-	1	-	1	-	1	-	-----	T11B,T3B,T4B,T5B,T5C,T6D,T8B
			-	1	-	1	-	1	-	1		
14	53781-SEO-952	CLIP, RETURN HOSE	1	-	-	-	-	-	-	-	-----	TP100601 T3B
			-	1	-	-	-	-	-	-	-----	TP101308
			2	-	-	-	-	-	-	-	-----	TP100602 T3B
			-	2	-	-	-	-	-	-	-----	TP101309
			-	-	2	-	2	-	2	-	-----	T11B,T4B,T5B,T5C,T6D,T8B
			-	-	2	-	2	-	2	-		
15	90635-SM4-A01	CLIP, OIL HOSE	1	-	1	-	1	-	1	-	-----	T11B,T3B,T4B,T5B,T5C,T6D,T8B
			-	1	-	1	-	1	-	1		
16	91370-SV4-000	O-RING, 14.4X1.9	1	-	1	-	1	-	1	-	-----	T11B,T3B,T4B,T5B,T5C,T6D,T8B
			-	1	-	1	-	1	-	1		
17	91405-PE0-003	CLAMP, TUBE (D20)	2	-	2	-	2	-	2	-	-----	T11B,T3B,T4B,T5B,T5C,T6D,T8B
			-	2	-	2	-	2	-	2		
18	91595-SF1-003	CLAMP, FUEL HOSE	1	-	-	-	-	-	-	-	-----	TP100602 T3B
			-	1	-	-	-	-	-	-	-----	TP101309
			-	-	1	-	1	-	1	-	-----	T11B,T4B,T5B,T5C,T6D,T8B
			-	-	1	-	1	-	1	-		
19	95701-06012-08	BOLT, FLANGE, 6X12	3	-	3	-	3	-	3	-	-----	T11B,T3B,T4B,T5B,T5C,T6D,T8B
			-	3	-	3	-	3	-	3		
20	95801-06030-08	BOLT, FLANGE, 6X30	2	-	2	-	2	-	2	-	-----	T11B,T3B,T4B,T5B,T5C,T6D,T8B
			-	2	-	2	-	2	-	2		
21	53743-SX8-T01	CLAMP, POWER STEERING PIPE ..	1	-	-	-	-	-	-	-	-----	TP100602 T3B
			-	1	-	-	-	-	-	-	-----	TP101309
			-	-	1	-	1	-	1	-	-----	T11B,T4B,T5B,T5C,T6D,T8B
			-	-	-	1	-	1	-	1		

B-34

SHIFT LEVER



Service item	F.R.T.
KNOB COMP., CHANGE LEVER	0.1
BUSH, RR. JOINT	0.3
(INC. RELATIVE PART)	
.RUBBER, EXTENSION END	
ROD COMP., CHANGE	0.4
EXTENSION, CHANGE	0.9
.SEAT, CHANGE LEVER BALL	
LEVER, CHANGE	1.0

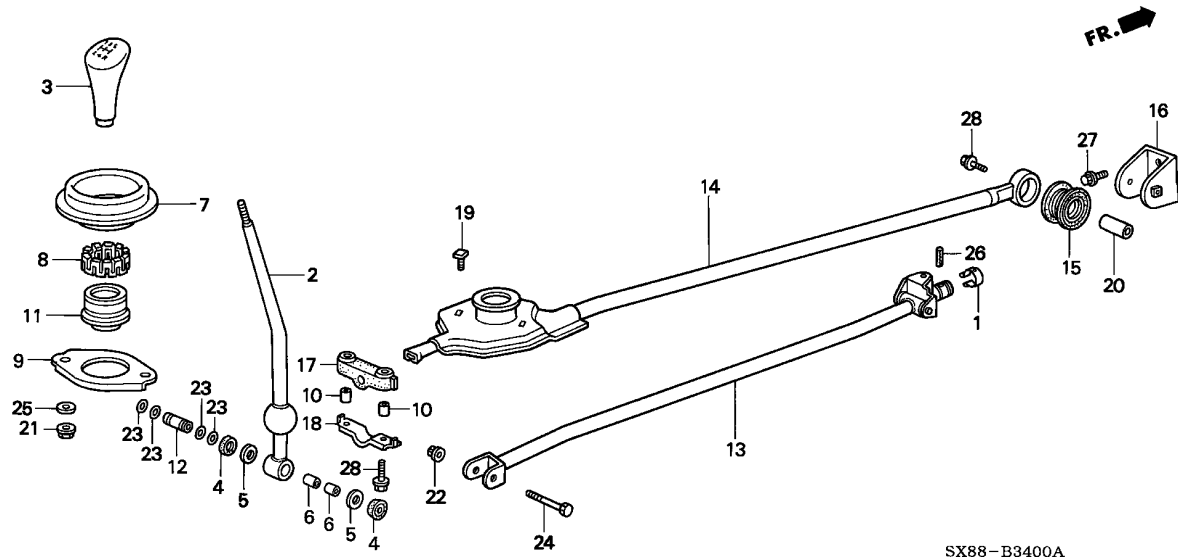
SX88-B3400A

5

Ref. No.	Part No.	Description	Reqd. QTY								Serial No.	Parts catalogue code
			1996		1998		1999		2001			
			MT	AT	MT	AT	MT	AT	MT	AT		
1	24313-SX8-T00	CLIP, CHANGE JOINT PIN	1	-	1	-	1	-	1	-		
2	54101-SX8-T00	LEVER, CHANGE	1	-	1	-	1	-	1	-		
3	54102-SH3-003ZC	KNOB COMP., CHANGE LEVER *NH1L*.....BLACK	1	-	1	-	1	-	1	-		
4	54105-SH3-010	WASHER A, THRUST	2	-	2	-	2	-	2	-		
5	54106-SH3-003	WASHER B, THRUST	2	-	2	-	2	-	2	-		
6	54107-SH3-003	BUSH, RR. JOINT	2	-	2	-	2	-	2	-		
7	54109-SA7-000	SEAL A, CHANGE LEVER DUST ...	1	-	1	-	1	-	1	-		
8	54110-SH3-003	SEAT, CHANGE LEVER BALL	1	-	1	-	1	-	1	-		
9	54111-SX8-T00	HOLDER, CHANGE BALL	1	-	1	-	1	-	1	-		
10	54114-SX8-T00	COLLAR, PIPE MOUNTING	2	-	2	-	2	-	2	-		
11	54115-SH3-000	DUST SEAL B, CHANGE	1	-	1	-	1	-	1	-		
12	54117-SH3-000	COLLAR, RR. JOINT	1	-	1	-	1	-	1	-		
13	54201-SX8-T00	ROD COMP., CHANGE	1	-	1	-	1	-	1	-		
14	54301-SX8-T00	EXTENSION, CHANGE	1	-	1	-	1	-	1	-		
15	54303-SX8-T00	RUBBER, EXTENSION END	1	-	1	-	1	-	1	-		
16	54304-SX8-T00	BRACKET, EXTENSION	1	-	1	-	1	-	1	-		
17	54306-SX8-T00	RUBBER, EXTENSION MOUNTING ..	1	-	1	-	1	-	1	-		
18	54307-SX8-T00	STOPPER, EXTENSION MOUNTING ..	1	-	1	-	1	-	1	-		
19	54308-SH3-000	BOLT, EXTENSION	2	-	2	-	2	-	2	-		
20	54309-SX8-T00	COLLAR, EXTENSION END	1	-	1	-	1	-	1	-		
21	90114-SAO-000	NUT, SELF-LOCK, 6MM	2	-	2	-	2	-	2	-		
22	90115-659-003	NUT, SELF-LOCK, 8MM	1	-	1	-	1	-	1	-		
23	91301-671-671	O-RING, 1.9X11	4	-	4	-	4	-	4	-		
24	92201-08050-OH	BOLT, HEX., 8X50	1	-	1	-	1	-	1	-		

B-34

SHIFT LEVER



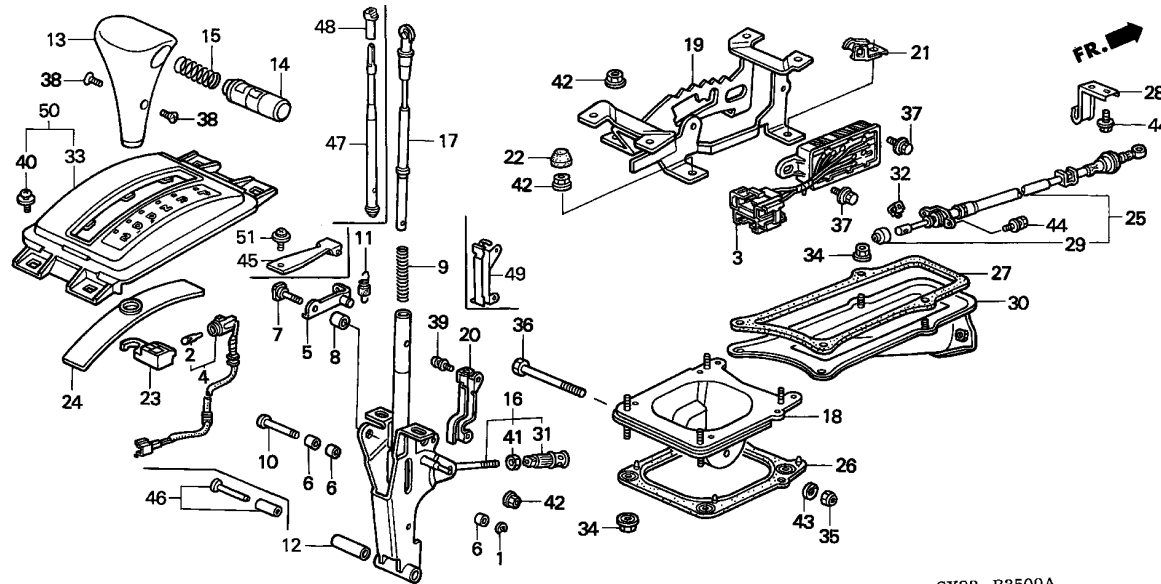
SX88-B3400A

Ref. No.	Part No.	Description	Reqd. QTY								Serial No.	Parts catalogue code
			1996		1998		1999		2001			
			MT	AT	MT	AT	MT	AT	MT	AT		
25	94101-06800	WASHER, PLAIN, 6MM	2	-	2	-	2	-	2	-		
26	94305-80222	PIN, SPRING, 8X22	1	-	-	-	-	-	-	-	----- TP100690 T1A	
	90751-S04-000	1	-	-	-	-	-	-	-	----- TP101859 T3B	
			1	-	-	-	-	-	-	-	----- TP100691 T1A	
			-	-	1	-	1	-	1	-	----- TP101860 T3B	
27	95701-08018-08	BOLT, FLANGE, 8X18	2	-	2	-	2	-	2	-		
28	95801-08045-08	BOLT, FLANGE, 8X45	3	-	3	-	3	-	3	-		



B-35

SELECT LEVER



SX88-B3500A

Service item	F.R.T.
KNOB, SELECT LEVER	0.1
(INC. RELATIVE PART)	
COVER, SELECT LEVER	0.3
ESCUTCHEON COMP., CONSOLE	
SWITCH ASSY., INHIBITER	0.4
WIRE, CONTROL	0.5
BRACKET, CONTROL	0.8
LEVER, SELECT	
LAMP ASSY., INDICATOR	0.9

Ref. No.	Part No.	Description	Reqd. QTY								Serial No.	Parts catalogue code
			1996		1998		1999		2001			
			MT	AT	MT	AT	MT	AT	MT	AT		
1	30158-700-010	E-CLIP, 3MM	-	1	-	1	-	-	-	-	-	
2	35505-692-003	BULB (14V 1.4W)	-	1	-	1	-	1	-	1	-	
3	35700-SH3-983	SWITCH ASSY., INHIBITER	-	1	-	1	-	1	-	1	-	
4	37700-SH3-981	LAMP ASSY., INDICATOR (AT)	-	1	-	1	-	-	-	-	-	
	32330-SX8-T01	LAMP ASSY., AT INDICATOR	-	-	-	-	-	1	-	1	-	
5	54110-SH3-980	STOPPER COMP., SELECT LEVER	-	1	-	1	-	-	-	-	-	
6	54113-692-980	COLLAR, LOCK PIN	-	3	-	3	-	-	-	-	-	
7	54115-SA5-981	BOLT, SELECTOR STOPPER	-	1	-	1	-	-	-	-	-	
8	54116-SA5-980	COLLAR, STOPPER	-	1	-	1	-	-	-	-	-	
9	54117-692-980	SPRING, LOCK PIN	-	1	-	1	-	1	-	1	-	
10	54119-689-981	PIN, LOCK	-	1	-	1	-	-	-	-	-	
11	54120-SH3-980	SPRING ASSY., SELECT STOPPER	-	1	-	1	-	-	-	-	-	
12	54123-SE0-980	COLLAR, SELECT LEVER	-	1	-	1	-	1	-	1	-	
13	54131-SH3-9812A	KNOB, SELECT LEVER	-	1	-	1	-	-	-	-	-	
	NH1L.....BLACK		-	1	-	1	-	-	-	-	-	
	54131-SX8-T81		-	-	-	-	-	1	-	1	-	
14	54132-SH4-982	KNOB, PUSH	-	1	-	1	-	-	-	-	-	
	54230-SX8-T81		-	-	-	-	-	1	-	1	-	
15	54133-SA5-981	SPRING, PUSH KNOB	-	1	-	1	-	1	-	1	-	
16	54135-SH3-981	LEVER, SELECT	-	1	-	1	-	-	-	-	-	
	54130-SX8-T81		-	-	-	-	-	1	-	1	-	
17	54136-SH3-981	ROD COMP., LOCK PIN	-	1	-	1	-	-	-	-	-	
18	54200-SX8-T80	BRACKET COMP., SELECT LEVER	-	1	-	1	-	-	-	-	-	
	54200-SX8-T81		-	-	-	-	-	1	-	1	-	
19	54202-SH5-981	BRACKET, CONTROL	-	1	-	1	-	-	-	-	-	
	54260-SX8-T81		-	-	-	-	-	1	-	1	-	

B-35

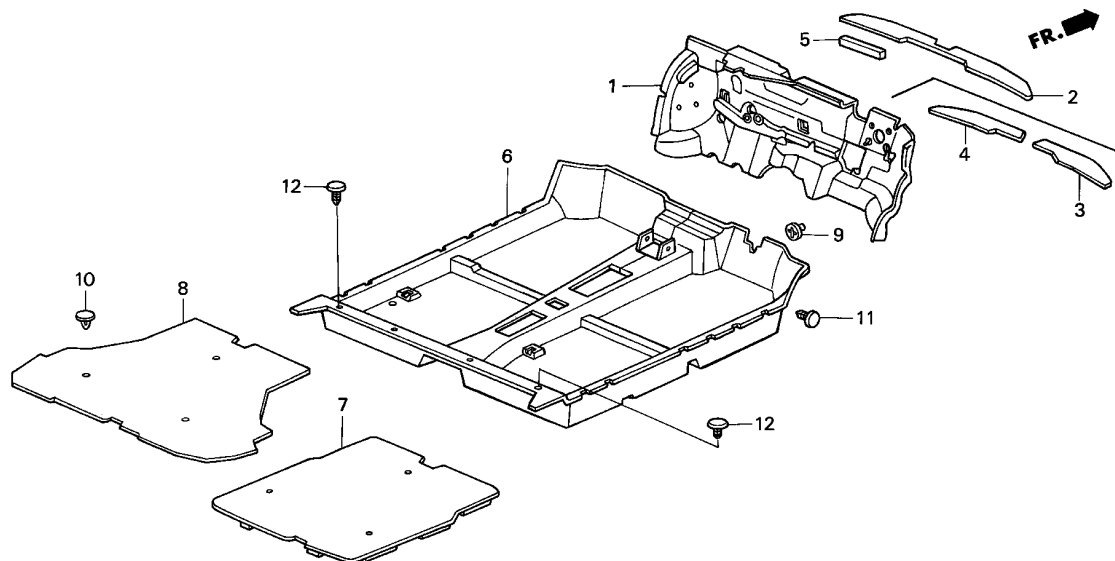
SELECT LEVER

Ref. No.	Part No.	Description	Reqd. QTY								Serial No.	Parts catalogue code
			1996		1998		1999		2001			
			MT	AT	MT	AT	MT	AT	MT	AT		
20	54204-SH3-980	GUIDE, WIRE HARNESS	-	1	-	1	-	-	-	-	-	
21	54205-SH3-971	CLAMP, WIRE HARNESS	-	1	-	1	-	-	-	-	-	
	54205-SX8-T82	-	-	-	-	-	1	-	1	-	
22	54209-SH3-970	CAP A, RUBBER	-	1	-	1	-	1	-	1	-	
23	54211-SH3-982	INDICATOR	-	1	-	1	-	-	-	-	-	
	54211-SX8-T81	-	-	-	-	-	1	-	1	-	
24	54222-SH3-980	COVER, SELECT LEVER	-	1	-	1	-	-	-	-	-	
	54222-SX8-T81	-	-	-	-	-	1	-	1	-	
25	54315-SX8-T81	WIRE, CONTROL	-	1	-	1	-	1	-	1	-	
26	54318-SK3-E81	SEAL, CONTROL	-	1	-	1	-	-	-	-	-	
	54318-SX8-T81	-	-	-	-	-	1	-	1	-	
27	54319-SR3-980	SEAL, CONTROL WIRE BRACKET ..	-	1	-	1	-	1	-	1	-	
28	54322-SX8-T80	CLAMP, CONTROL WIRE	-	1	-	1	-	1	-	1	-	
29	54341-SA0-980	BOOT, CONTROL WIRE	-	1	-	1	-	1	-	1	-	
30	54351-SR3-980	BRACKET, CONTROL WIRE	-	1	-	1	-	1	-	1	-	
31	54361-SV4-980	PIPE, CONTROL WIRE ADJUSTING	-	1	-	1	-	-	-	-	-	
32	54363-689-981	PIN, CONTROL WIRE ADJUSTER ..	-	1	-	1	-	1	-	1	-	
33	54710-SH3-981	ESCUTCHEON COMP., CONSOLE ...	-	1	-	1	-	-	-	-	-	
34	90301-SD5-000	NUT, FLANGE, 6MM	-	6	-	6	-	6	-	6	-	
35	90308-SA0-981	NUT, SELF-LOCK, 6MM	-	1	-	1	-	-	-	-	-	
	90308-SX8-T81	-	-	-	-	-	1	-	1	-	
36	92201-06055-OH	BOLT, HEX., 6X55	-	1	-	1	-	-	-	-	-	
	92201-06060-OH	BOLT, HEX., 6X60	-	-	-	-	-	1	-	1	-	
37	93405-06012-08	BOLT-WASHER, 6X12	-	2	-	2	-	2	-	2	-	
38	93700-05008-0G	SCREW, OVAL, 5X8	-	2	-	2	-	2	-	2	-	
39	93892-04006-0G	SCREW-WASHER, 4X6	-	2	-	2	-	2	-	2	-	
40	93894-05010-08	SCREW-WASHER, 5X10	-	4	-	4	-	4	-	4	-	
41	94001-06080-0S	NUT, HEX., 6MM	-	1	-	1	-	-	-	-	-	
42	94050-06080	NUT, FLANGE, 6MM	-	5	-	5	-	4	-	4	-	
43	94101-06800	WASHER, PLAIN, 6MM	-	1	-	1	-	1	-	1	-	
44	95801-06012-08	BOLT, FLANGE, 6X12	-	4	-	4	-	4	-	4	-	
45	54110-SX8-T81	SPRING COMP., DETENT	-	-	-	-	-	1	-	1	-	
46	54119-SX8-T81	LOCK ASSY., PIN	-	-	-	-	-	1	-	1	-	
47	54136-SX8-T81	CAM, LOCK PIN ROD	-	-	-	-	-	1	-	1	-	
48	54141-SV4-980	BUSH, KNOB SETTING	-	-	-	-	-	1	-	1	-	
49	54204-SX8-T81	GUIDE, WIRE HARNESS	-	-	-	-	-	1	-	1	-	
50	54700-SX8-T81	ESCUTCHEON COMP., CONSOLE ...	-	-	-	-	-	1	-	1	-	
51	93893-05010-08	SCREW-WASHER, 5X10	-	-	-	-	-	1	-	1	-	



B-36

FLOOR MAT



SX88-B3600A

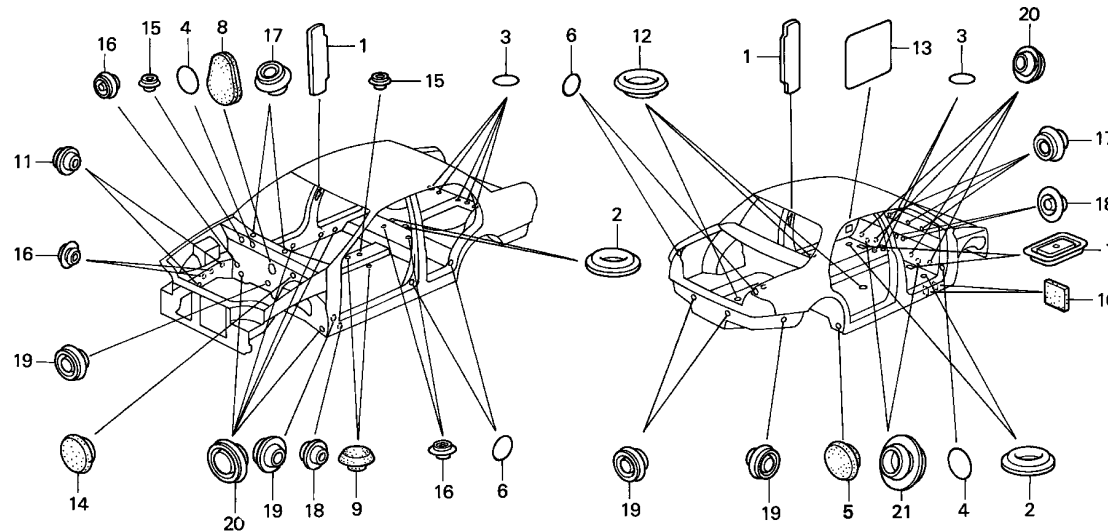
Service item	F.R.T.
MAT, FLOOR	1.6
INSULATOR, DASHBOARD LOWER ...	#4.8

Ref. No.	Part No.	Description	Reqd. QTY								Serial No.	Parts catalogue code
			1996		1998		1999		2001			
			MT	AT	MT	AT	MT	AT	MT	AT		
1	74260-SX8-T00	INSULATOR, DASHBOARD LOWER ..	1	1	-	-	-	-	-	-		
	74260-SX8-T01	-	-	1	1	1	1	1	1		
2	74265-SX8-T00	INSULATOR, DASHBOARD UPPER ..	1	1	1	1	1	1	1	1		
3	74266-SX8-T00	INSULATOR, R. DASHBOARD UPPER	-	-	1	1	1	1	1	1		
4	74267-SX8-T00	INSULATOR, L. DASHBOARD UPPER	-	-	1	1	1	1	1	1		
5	83107-ST7-000	INSULATOR, DASHBOARD WINDSHIELD LOWER	1	1	1	1	1	1	1	1		
6	83301-SX8-T00ZA	MAT, FLOOR *NH264L*.....CLASSY GRAY	1	1	-	-	-	-	-	-		
			-	-	1	1	-	-	-	-	-----	T2A, T5B, T9B
	83301-SX8-T70ZA	*NH264L*.....CLASSY GRAY	-	-	1	1	-	-	-	-	-----	T10D, T5C, T6D, T9C
	83301-SX8-T70ZB	*NH354L*.....LIGHT GRAY ELEVEN	-	-	-	-	-	1	-	1	-----	T11C, T11D
	83301-SX8-T00ZB	*NH354L*.....LIGHT GRAY ELEVEN	-	-	-	-	-	1	-	1	-----	T11B, T4B, T8B
			-	-	-	-	-	-	1	1	-----	T11B, T8B
	83301-SX8-T00ZC	*YR168L*.....LIGHT TAUPE	-	-	-	-	-	-	-	1	-----	T11C, T11D
	83301-SX8-T70ZC	*YR168L*.....LIGHT TAUPE	-	-	-	-	-	-	-	1	-----	
7	84521-SX8-T00	LID COMP., SPARE TIRE	1	1	1	1	1	1	1	1		
8	84630-SX8-T00ZA	MAT, TRUNK FLOOR *NH85L*.....GRAY ELEVEN	1	1	1	1	1	1	1	1		
9	90676-SB2-003	CLIP, DASHBOARD INSULATOR ...	3	3	3	3	3	3	3	3		
10	91503-SP0-013	CLIP A, BUMPER	3	3	3	3	2	2	2	2		
11	91560-SE3-003YC	CLIP, TRIM, 5MM *NH264L*.....CLASSY GRAY	2	2	2	2	2	2	2	2		
12	91562-SH3-003YB	CLIP, MAT, 8MM *NH264L*.....CLASSY GRAY	3	3	3	3	3	3	3	3		

6

B-36-10

GROMMET



SX88-B3610

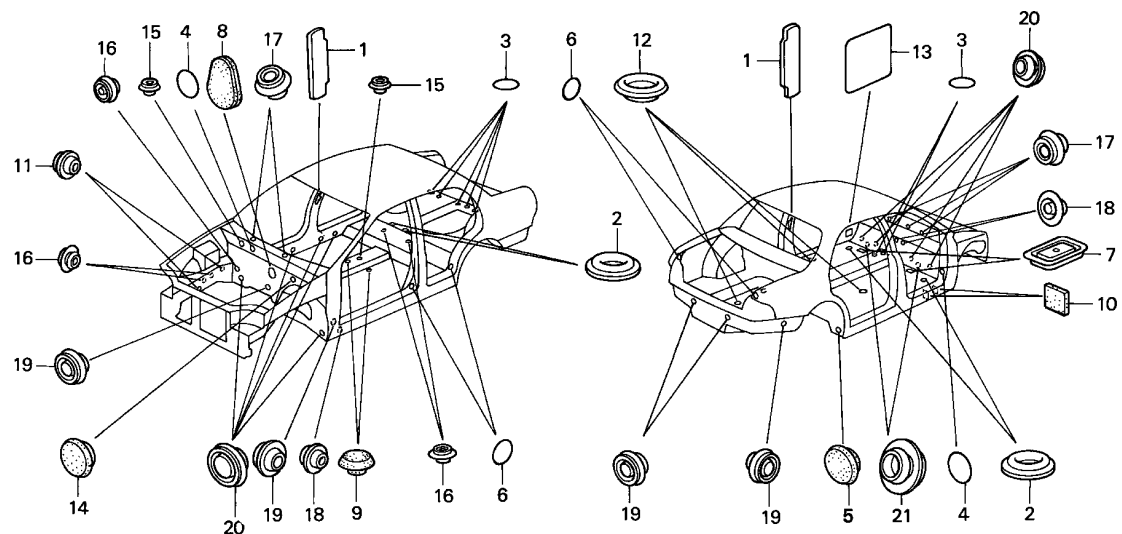
Service item F.R.T.
NOT INFORMATION

Ref. No.	Part No.	Description	Reqd. QTY								Serial No.	Parts catalogue code
			1996		1998		1999		2001			
			MT	AT	MT	AT	MT	AT	MT	AT		
1	70566-SE7-000	SEAL, CENTER PILLAR INNER ...	2	2	2	2	2	2	2	2		
2	72207-SB2-000	CAP, FLOOR HOLE, 24MM	4	4	4	4	4	4	4	4		
3	75826-605-300	SEAL, DOOR HOLE, 30MM(CIRCLE) (BLACK)	N	N	N	N	N	N	N	N		
4	75826-634-300	SEAL, INSIDE PANEL, 15MM	3	3	3	3	3	3	3	3		
			-	-	-	-	-	-	-	2	-----	T11D
			-	-	-	-	-	-	-	3	-----	T11B,T11C,T4B,T8B
5	82871-671-000	GROMMET, DRAIN HOLE, 25MM ...	2	2	2	2	2	2	2	2		
6	85268-SA0-000	PROTECTION, TAILGATE, 20MM (CIRCLE)	4	4	6	6	6	6	6	6		
7	90615-SM4-000	CAP, WELD HOLE, 46X72	2	2	2	2	2	2	2	2		
8	90851-SB2-000	PLUG, AIR CONDITIONER HOLE ..	1	1	1	1	1	1	1	1		
9	90853-680-000	PLUG, LOCATE HOLE	2	2	2	2	2	2	2	2		
10	91606-SE0-000	SEAL, 20X20	2	2	-	-	-	-	-	-		
11	91610-SB2-003	PLUG, HOLE, 16.7MM(BLACK) ...	4	4	4	4	4	4	4	4		
12	91615-SH3-000	CAP, FLOOR HOLE, 49MM	3	3	3	3	3	3	3	3		
13	91616-SH3-000	SEAL, FR. PILLAR INNER LOWER (110X110)	2	2	-	-	-	-	-	-		
	91616-S50-000	BLOCK, FR. PILLAR INNER LOWER	-	-	2	2	2	2	2	2		
14	91617-SB6-000	GROMMET, WASHER HOSE, 32MM ..	1	1	1	1	1	1	1	1		
15	95550-07000	PLUG, BLIND, 7MM	2	-	4	-	4	-	4	4	-----	T2A,T3B,T4B
			4	-	2	-	2	-	2	2	-----	T1A,T11B,T11C,T11D,T5B,T5C,T6D,T8B
			-	2	-	2	-	2	-	-		
16	95550-10000	PLUG, BLIND, 10MM	7	7	7	7	7	7	7	7		

6

B-36-10

GROMMET



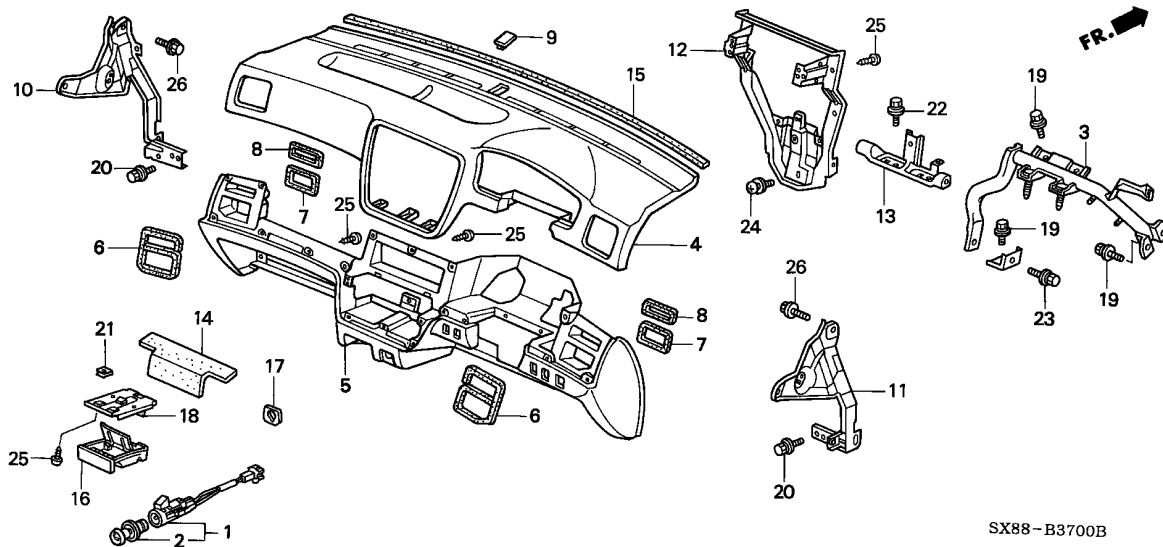
SX88-B3610

Ref. No.	Part No.	Description	Reqd. QTY								Serial No.	Parts catalogue code
			1996		1998		1999		2001			
			MT	AT	MT	AT	MT	AT	MT	AT		
17	95550-12000	PLUG, BLIND, 12MM	5	5	-	5	4	4	4	4		
			-	-	4	-	-	-	-	-	-----	T2A
			-	-	5	-	-	-	-	-	-----	T5B,T5C,T6D
18	95550-15000	PLUG, BLIND, 15MM	4	4	4	4	4	4	4	4		
19	95550-20000	PLUG, BLIND, 20MM	7	7	7	7	7	7	7	7		
20	95550-25000	PLUG, BLIND, 25MM	14	14	14	14	14	14	14	14		
21	95550-30000	PLUG, BLIND, 30MM	2	2	2	2	2	2	2	2		

6

B-37

INSTRUMENT PANEL



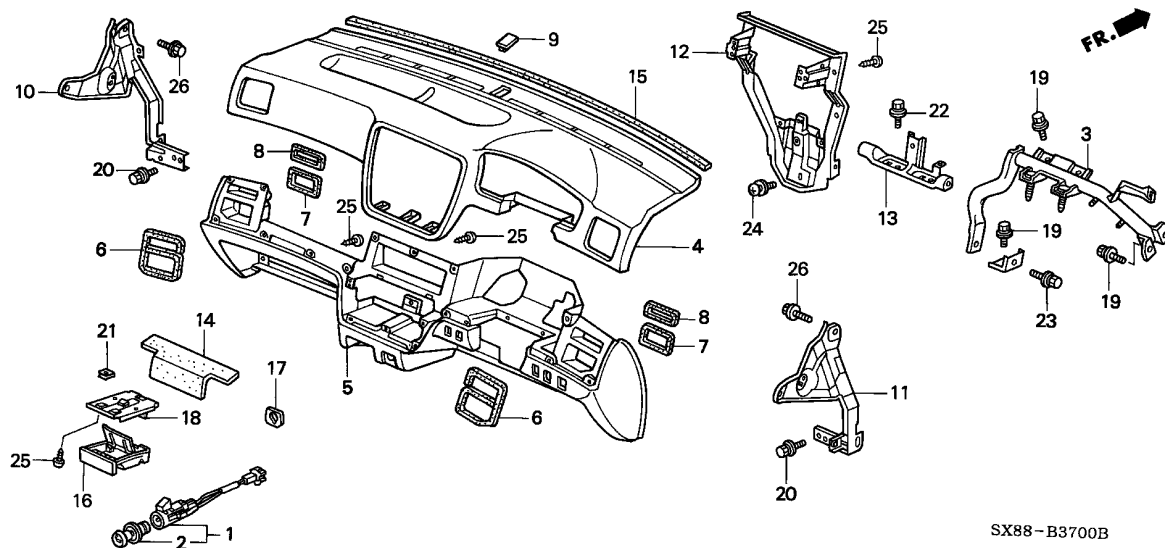
Service item	F.R.T.
HOLDER COMP., FR. ASHTRAY	0.1
LIGHTER ASSY., CIGARETTE	0.3
BEAM COMP., STEERING HANGER ..	1.8
PANEL, INSTRUMENT LOWER	2.0
PANEL, INSTRUMENT UPPER	2.1

Ref. No.	Part No.	Description	Reqd. QTY								Serial No.	Parts catalogue code	
			1996		1998		1999		2001				
			MT	AT	MT	AT	MT	AT	MT	AT			
1	39600-SH3-G02	LIGHTER ASSY., CIGARETTE	1	1	-	1	-	1	-	1	-	-----	T11B,T4B,T5B,T5C,T6D,T8B
2	39610-SA5-406	KNOB COMP., CIGARETTE LIGHTER	1	1	-	1	-	1	-	1	-	-----	T11B,T4B,T5B,T5C,T6D,T8B
3	61170-SX8-T00ZZ 61170-SX8-T01ZZ	BEAM COMP., STEERING HANGER ..	1	1	-	-	-	-	-	-	-	-----	T11B,T4B,T5B,T5C,T6D,T8B
4	77102-SX8-T00ZA	PANEL, INSTRUMENT UPPER											
		NH264L.....CLASSY GRAY	1	1	1	1	1	1	1	1			
		YR164L.....MEDIUM TAUPE	-	-	-	-	-	-	1	1	-----	T11B,T11C,T11D,T8B	
5	77103-SX8-T00ZA	PANEL, INSTRUMENT LOWER											
		NH264L.....CLASSY GRAY	1	1	1	1	1	1	-	-	-----	T2A	
		NH361L.....CF GRAY	-	-	-	-	-	-	1	-	-----	T11B,T4B,T8B	
		YR169L.....MILD BEIGE	-	-	-	-	-	-	1	1	-----	T11B,T11C,T11D,T8B	
6	77106-SX8-T00	SEAL, SIDE OUTLET	2	2	2	2	2	2	2	2			
7	77108-SX8-T00	SEAL, INSTRUMENT SIDE	2	2	2	2	2	2	2	2			
8	77109-SX8-T00	SEAL, INSTRUMENT DEFROSTER ..	2	2	2	2	2	2	2	2			
9	77120-SX8-T00ZA	CAP, INSTRUMENT CENTER											
		NH264L.....CLASSY GRAY	1	1	1	1	1	1	1	1			
		YR164L.....MEDIUM TAUPE	-	-	-	-	-	-	1	1	-----	T11B,T11C,T11D,T8B	
10	77140-SX8-T00	BRACKET ASSY., INSTRUMENT PASSENGER SIDE	1	1	1	1	1	1	1	1			
11	77145-SX8-T00	BRACKET ASSY., INSTRUMENT DRIVER SIDE	1	1	1	1	1	1	1	1			
12	77151-SX8-T00ZZ 77151-SX8-T01ZZ	FRAME ASSY., INSTRUMENT	1	1	-	-	-	-	-	-			



B-37

INSTRUMENT PANEL



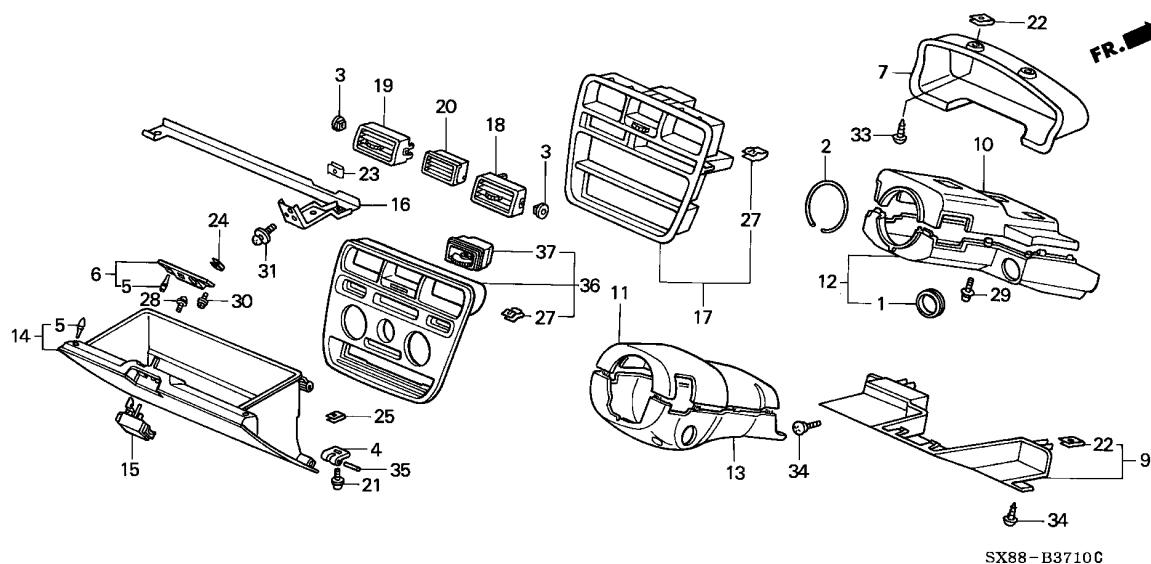
SX88-B3700B

Ref. No.	Part No.	Description	Reqd. QTY								Serial No.	Parts catalogue code
			1996		1998		1999		2001			
			MT	AT	MT	AT	MT	AT	MT	AT		
13	77180-SX8-T00	BRACKET, CENTER LOWER	1	1	1	1	1	1	1	1		
14	77195-SX8-T00	INSULATOR, INSTRUMENT PANEL .	1	1	1	1	1	1	1	1		
15	77466-SX8-T00	SEAL, FR. INSTRUMENT	1	1	1	1	-	-	-	-		
16	77710-SX8-T00ZA	ASHTRAY COMP., FR. *NH264L*.....CLASSY GRAY	1	1	1	1	1	1	-	-		
	77710-SX8-T00ZB	*NH361L*.....CF GRAY	-	-	-	-	-	-	1	-	-----	T2A
	77710-SX8-T00ZC	*YR169L*.....MILD BEIGE	-	-	-	-	-	-	1	1	-----	T11B,T4B,T8B
17	77721-SX8-T00	PROTECTOR, CIGARETTE LIGHTER	1	1	-	1	-	1	-	1	-----	T11B,T11C,T11D,T8B
			-	-	1	-	1	-	1	-	-----	T11B,T4B,T5B,T5C,T6D,T8B
18	77730-SX8-T00	HOLDER COMP., FR. ASHTRAY ...	1	1	1	1	1	1	1	1		
19	90105-634-000	BOLT-WASHER, 8X20	7	7	7	7	7	7	7	7		
20	90128-SA7-000	BOLT-WASHER, 6X25	6	6	6	6	6	6	6	6		
21	90302-SA4-003	NUT, SPRING, 4MM	2	2	2	2	2	2	2	2		
22	93403-06012-08	BOLT-WASHER, 6X12	2	2	2	2	2	2	2	2		
23	93407-08016-08	BOLT-WASHER, 8X16	1	1	1	1	1	1	1	1		
24	93891-05016-07	SCREW-WASHER, 5X16	2	2	2	2	2	2	2	2		
25	93913-14420	SCREW, TAPPING, 4X16(PO)	N	N	N	N	N	N	N	N		
26	95701-06012-08	BOLT, FLANGE, 6X12	4	4	4	4	4	4	4	4		

6

B-37-10

INSTRUMENT PANEL GARNISH



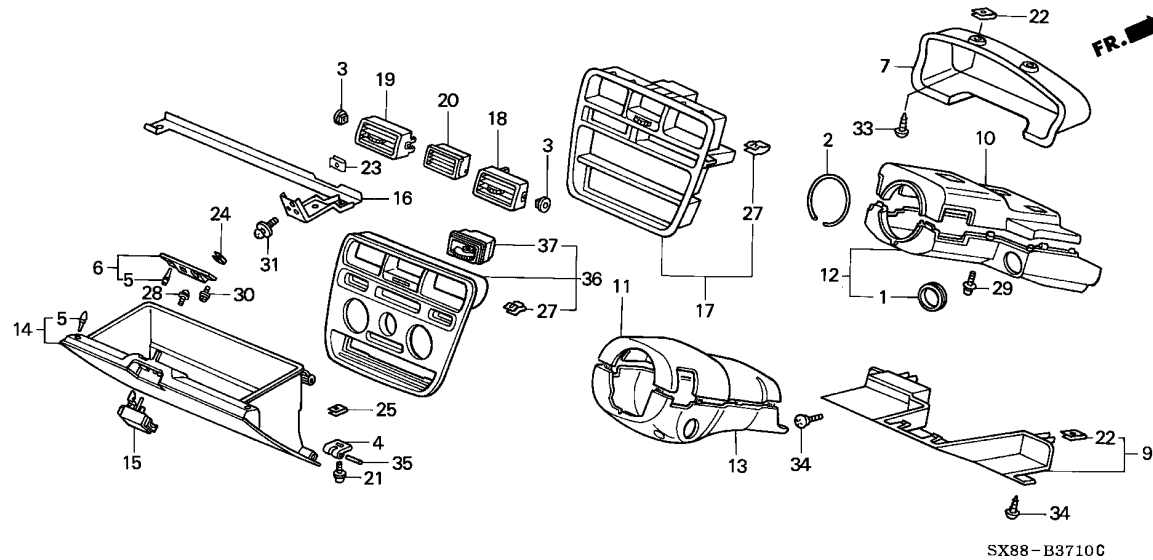
Service item	F.R.T.
COVER ASSY., INSTRUMENT LOWER	0.1
.LOCK ASSY., GLOVE BOX	
.OUTLET ASSY., R. FRESH AIR	
.VISOR, METER INNER	
BOX, GLOVE	0.2
.STAY, GLOVE BOX HINGE	
(SAME TIME FOR TWO UNITS)	
COVER, COLUMN LOWER	0.3
.COVER, COLUMN UPPER	
.OUTLET, CENTER	
.PANEL, CENTER	
.VALVE ASSY., SHUT	

Ref. No.	Part No.	Description	Reqd. QTY								Serial No.	Parts catalogue code
			1996		1998		1999		2001			
			MT	AT	MT	AT	MT	AT	MT	AT		
1	53235-SA5-010	RING, COLUMN COVER	1	1	-	-	1	-	1	-		
2	53239-SB2-000	CLIP, COLUMN COVER	1	1	-	-	1	-	1	-		
3	64501-SB2-000	BUSH A, FRESH AIR CASE	2	2	2	2	2	2	2	2		T11B,T2A,T4B,T5B,T8B,T9B
4	66405-SD4-000	STAY, GLOVE BOX HINGE	2	2	2	2	2	2	2	2		
5	66418-SB2-000	STOPPER, GLOVE BOX LID	3	3	3	3	3	3	3	3		
6	66430-SB2-000	STRIKER ASSY., GLOVE BOX	1	1	1	1	1	1	1	1		
7	77200-SX8-T00	VISOR, METER INNER	1	1	1	1	1	1	1	1		
9	77300-SX8-T00ZA	COVER ASSY., INSTRUMENT LOWER *NH264L*.....CLASSY GRAY	1	1	1	1	1	1	-	-		
	77300-SX8-T00ZB	*NH361L*.....CF GRAY	-	-	-	-	-	-	1	-		T2A
	77300-SX8-T00ZC	*YR169L*.....MILD BEIGE	-	-	-	-	-	-	-	1		T11B,T4B,T8B
10	77351-SX8-T00ZA	COVER, COLUMN UPPER *NH264L*.....CLASSY GRAY	1	1	-	-	1	-	1	-		
	77351-SX8-T00ZB	*YR164L*.....MEDIUM TAUPE	-	-	1	1	-	1	-	1		T11B,T11C,T11D,T8B
	77351-SX8-T00ZC	*YR164L*.....MEDIUM TAUPE	-	-	-	-	-	-	1	1		T11B,T2A,T4B,T5B,T8B,T9B
	77351-SX8-T00ZD	*YR164L*.....MEDIUM TAUPE	-	-	-	-	-	-	1	1		T11B,T8B
11	77351-SX8-T80ZA	COVER, COLUMN UPPER (SRS) *NH264L*.....CLASSY GRAY	-	-	1	1	-	1	-	1		
	77351-SX8-T80ZB	*YR164L*.....MEDIUM TAUPE	-	-	-	-	-	-	-	1		T10D,T11C,T11D,T5C,T6D,T9C
12	77360-SX8-T00ZA	COVER, COLUMN LOWER *NH264L*.....CLASSY GRAY	1	1	-	-	1	-	1	-		
	77360-SX8-T00ZB	*YR164L*.....MEDIUM TAUPE	-	-	1	1	-	1	-	1		T11B,T2A,T4B,T5B,T8B,T9B
	77360-SX8-T00ZC	*YR164L*.....MEDIUM TAUPE	-	-	-	-	-	-	1	1		T11B,T8B



B-37-10

INSTRUMENT PANEL GARNISH

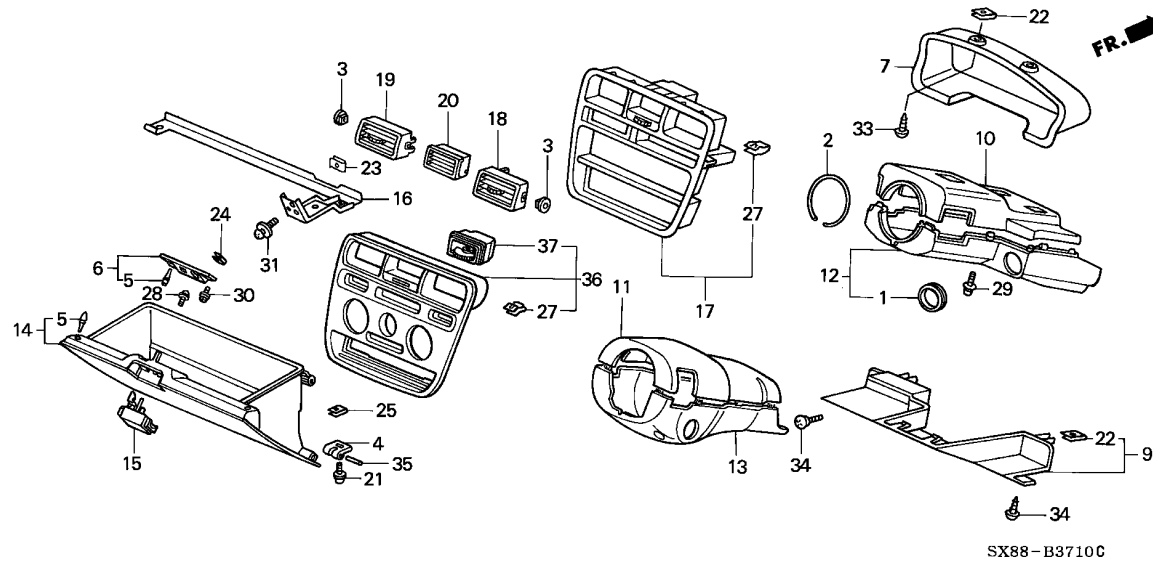


Ref. No.	Part No.	Description	Reqd. QTY								Serial No.	Parts catalogue code
			1996		1998		1999		2001			
			MT	AT	MT	AT	MT	AT	MT	AT		
13	77360-SX8-T80ZA	COVER, COLUMN LOWER (SRS) *NH264L*.....CLASSY GRAY	-	-	1	1	-	1	-	1	-----	T10D,T11C,T11D,T5C,T6D,T9C
	77360-SX8-T80ZB	*YR164L*.....MEDIUM TAUPE	-	-	-	-	-	-	-	1	-----	T11C,T11D
14	77501-SX8-T00ZA	BOX, GLOVE *NH264L*.....CLASSY GRAY	1	1	1	1	1	1	-	-	-----	T2A
	77501-SX8-T00ZB	*NH361L*.....CF GRAY	-	-	-	-	-	-	1	-	-----	T11B,T4B,T8B
	77501-SX8-T00ZC	*YR169L*.....MILD BEIGE	-	-	-	-	-	-	1	1	-----	T11B,T11C,T11D,T8B
15	77520-SF4-000ZK	LOCK ASSY., GLOVE BOX *NH264L*.....CLASSY GRAY	1	1	1	1	1	1	-	-	-----	T2A
	77520-SF4-000ZL	*NH361L*.....CF GRAY	-	-	-	-	-	-	1	-	-----	T11B,T4B,T8B
	77520-SF4-000ZM	*YR169L*.....MILD BEIGE	-	-	-	-	-	-	1	1	-----	T11B,T11C,T11D,T8B
16	77551-SX8-T00	FRAME ASSY., GLOVE BOX	(1)	(1)	(1)	(1)	(1)	(1)	(1)	(1)		
17	77601-SX8-T00ZA	PANEL, CENTER *NH1L*.....BLACK	1	1	1	1	-	-	-	-		
18	77610-SX8-T00ZA	OUTLET ASSY., R. FRESH AIR *NH1L*.....BLACK	1	1	1	1	1	1	1	1		
19	77615-SX8-T00ZA	OUTLET ASSY., L. FRESH AIR *NH1L*.....BLACK	1	1	1	1	1	1	1	1		
20	77620-SX8-T00ZA	OUTLET, CENTER *NH1L*.....BLACK	1	1	1	1	1	1	1	1		
21	90133-SH3-000	BOLT-WASHER, 5X16	2	2	2	2	2	2	2	2		
22	90302-SA4-003	NUT, SPRING, 4MM	4	4	4	4	4	4	4	4		
23	90302-SA4-003	NUT, SPRING, 4MM	(1)	(1)	(1)	(1)	(1)	(1)	(1)	(1)		

6

B-37-10

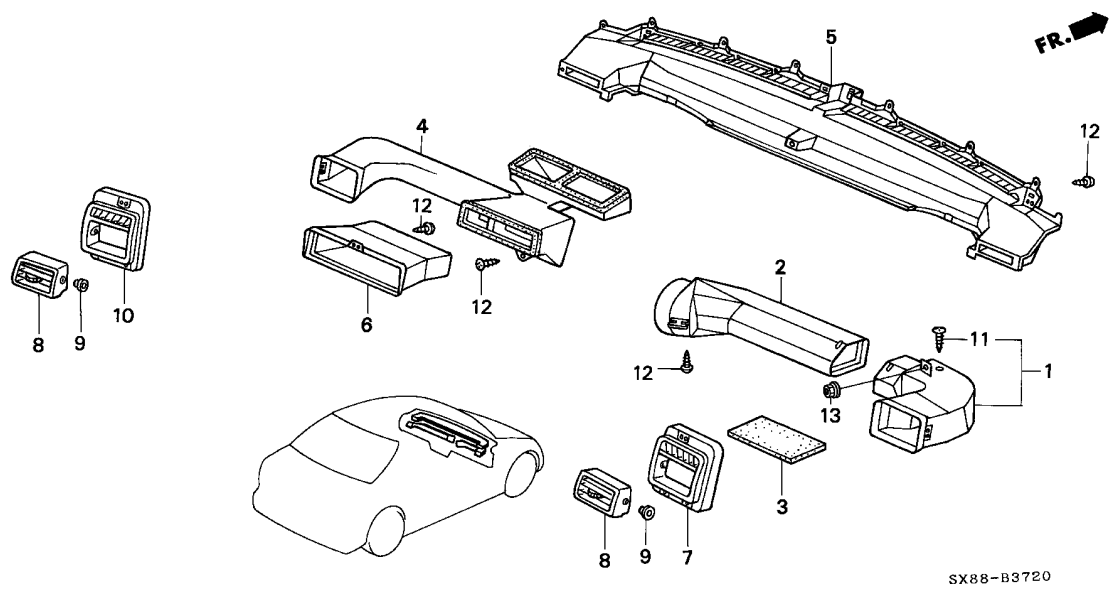
INSTRUMENT PANEL GARNISH



Ref. No.	Part No.	Description	Reqd. QTY								Serial No.	Parts catalogue code
			1996		1998		1999		2001			
			MT	AT	MT	AT	MT	AT	MT	AT		
24	90305-SA0-000	NUT, FLOATING, 4MM	2	2	2	2	2	2	2	2		
25	90306-SA0-000	NUT, FLOATING, 5MM	2	2	2	2	2	2	2	2		
27	90666-SW3-003	CLIP, SNAP FITTING	4	4	4	4	4	4	4	4		
28	93891-04012-07	SCREW-WASHER, 4X12	1	1	1	1	1	1	1	1		
29	93891-05012-08	SCREW-WASHER, 5X12	3	3	3	3	3	3	3	3		
30	93894-04016-08	SCREW-WASHER, 4X16	2	2	2	2	2	2	2	2		
31	93903-14480	SCREW, TAPPING, 4X16	(1)	(1)	(1)	(1)	(1)	(1)	(1)	(1)		
33	93913-14480	SCREW, TAPPING, 4X16(PO)	2	2	2	2	2	2	2	2		
34	93913-24280	SCREW, TAPPING, 4X12(PO)	3	3	3	3	3	3	3	3		
35	94305-40222	PIN, SPRING, 4X22	2	2	2	2	2	2	2	2		
36	77601-SX8-T51ZA	PANEL, CENTER										
	NH1LBLACK	-	-	-	-	1	1	-	-		
	77601-SX8-T60ZB	*NH1L*.....BLACK	-	-	-	-	-	-	1	-		----- T2A
	77601-SX8-T60ZA	*NH461L*.....IV METALLIC	-	-	-	-	-	-	1	-		----- T11B,T4B,T8B
			-	-	-	-	-	-	-	1		
37	77602-SX8-T60	VALVE ASSY., SHUT	-	-	-	-	-	-	1	1		

B-37-20

DUCT



SX88-B3720

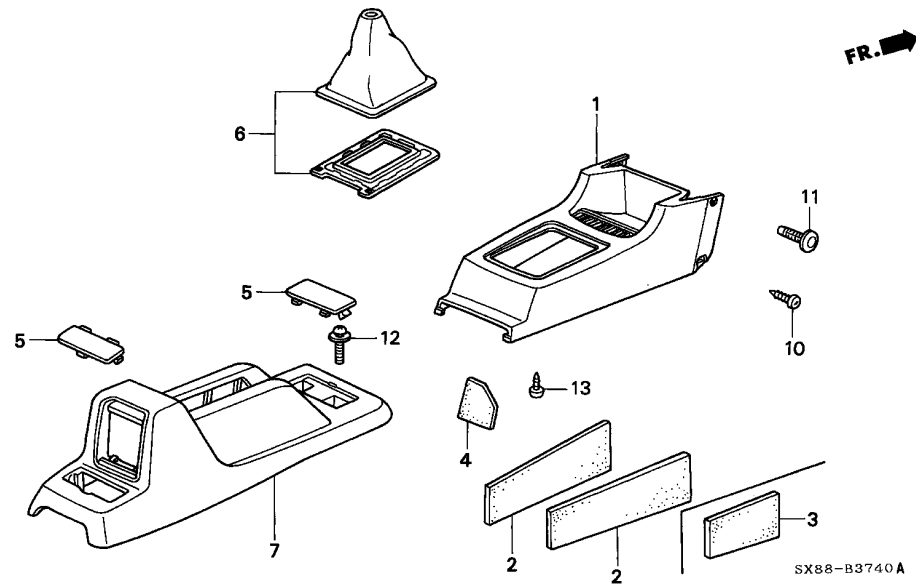
Service item	F.R.T.
CASE COMP., PASSENGER SIDE	
OUTLET	0.1
DUCT ASSY., AIR CONDITIONER	
PASSENGER SIDE	1.5
DUCT ASSY., DEFROSTER	

Ref. No.	Part No.	Description	Reqd. QTY								Serial No.	Parts catalogue code
			1996		1998		1999		2001			
			MT	AT	MT	AT	MT	AT	MT	AT		
1	77420-SX8-T00	DUCT ASSY., DRIVER SIDE AIR CONDITIONER	1	1	1	1	1	1	1	1		
2	77421-SX8-T00	DUCT, DRIVER SIDE AIR CONDITIONER	1	1	1	1	1	1	1	1		
3	77425-SX8-T00	SEAL, DRIVER SIDE DUCT	1	1	-	-	-	-	-	-		
	77425-SX8-T01	-	-	1	1	-	-	-	-		
4	77430-SX8-T00	DUCT ASSY., AIR CONDITIONER PASSENGER SIDE	1	1	1	1	1	1	1	1		
5	77471-SX8-T00	DUCT ASSY., DEFROSTER	1	1	1	1	1	1	1	1		
6	77605-SX8-T00	DUCT, CENTER PANEL	1	1	1	1	1	1	1	1		
7	77631-SX8-T00ZA	PANEL, R. OUTLET										
	NH1LBLACK	1	1	1	1	1	1	1	1		
	YR164LMEDIUM TAUPE	-	-	-	-	-	-	1	1	-----	----- T11B,T11C,T11D,T8B
8	77632-SX8-T00ZA	CASE COMP., PASSENGER SIDE OUTLET										
	NH1LBLACK	2	2	2	2	2	2	2	2		
	YR164LMEDIUM TAUPE	-	-	-	-	-	-	2	2	-----	----- T11B,T11C,T11D,T8B
9	77633-SX8-T00	BUSH, PASSENGER SIDE OUTLET	2	2	2	2	2	2	2	2		
10	77641-SX8-T00ZA	PANEL, L. OUTLET										
	NH1LBLACK	1	1	1	1	1	1	1	1		
	YR164LMEDIUM TAUPE	-	-	-	-	-	-	1	1	-----	----- T11B,T11C,T11D,T8B
11	93903-44420	SCREW, TAPPING, 4X16	1	1	1	1	1	1	1	1		
12	93913-14420	SCREW, TAPPING, 4X16(PO)	N	N	N	N	N	N	N	N		
13	94071-06080	NUT-WASHER, 6MM	1	1	1	1	1	1	1	1		

6

B-37-40

CONSOLE

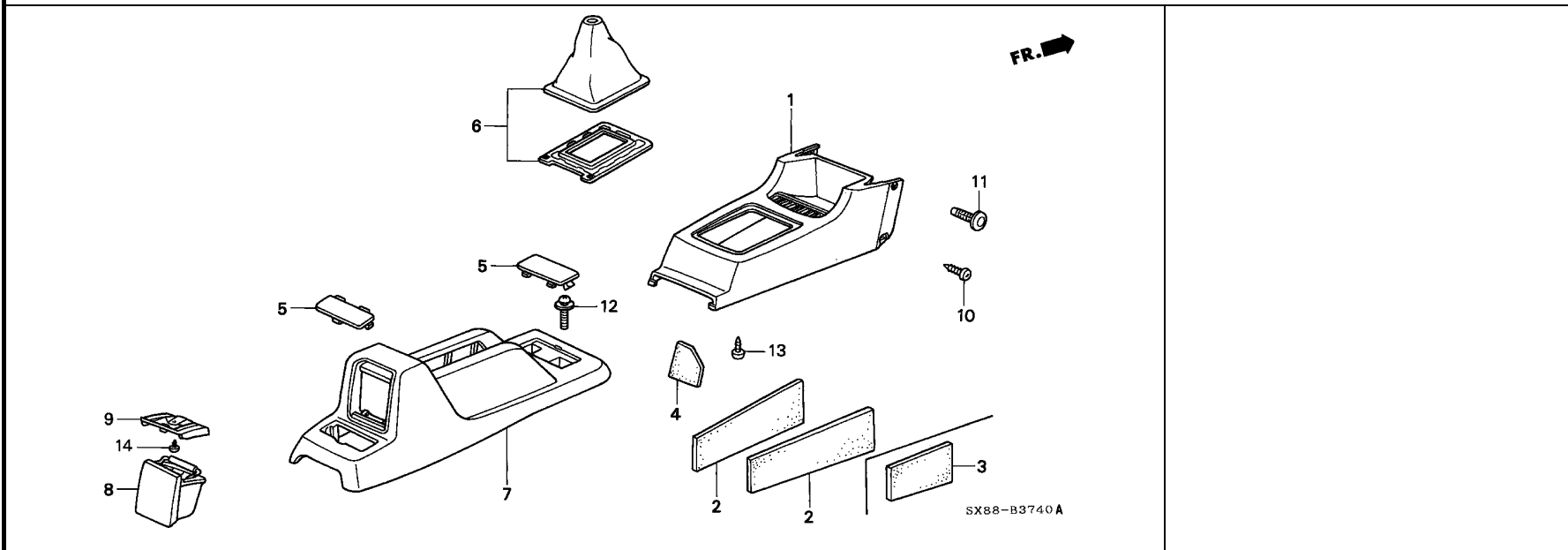


Service item	F.R.T.
CONSOLE, FR.	0.1
CONSOLE, RR.	0.2
BOOT, CHANGE LEVER	0.2

Ref. No.	Part No.	Description	Reqd. QTY								Serial No.	Parts catalogue code
			1996		1998		1999		2001			
			MT	AT	MT	AT	MT	AT	MT	AT		
1	77291-SX8-T01ZA	CONSOLE, FR. *NH264L*.....CLASSY GRAY	1	1	1	1	1	1	-	-		
	77291-SX8-T01ZB	*NH361L*.....CF GRAY	-	-	-	-	-	-	1	-	-----	T2A
	77291-SX8-T01ZC	*YR169L*.....MILD BEIGE	-	-	-	-	-	-	1	1	-----	T11B,T4B,T8B
2	77295-SX8-T00	INSULATOR, FR. CONSOLE	2	1	2	1	2	1	2	1		
3	77295-SX8-T10	INSULATOR, R. FR. CONSOLE (AT)	-	1	-	1	-	1	-	1		
4	77299-SX8-T00	SEAL, FR. CONSOLE	2	3	2	3	2	3	2	3		
5	83412-SH3-000ZL	CAP, CENTER CONSOLE *NH264L*.....CLASSY GRAY	2	-	-	-	-	-	-	-	-----	TP101050 T1A
			2	-	-	-	-	-	-	-	-----	TP104320 T3B
			-	2	-	-	-	-	-	-	-----	TP105790
	83412-SX8-T00ZA	*NH264L*.....CLASSY GRAY	2	-	-	-	-	-	-	-	TP101051	----- T1A
			2	-	-	-	-	-	-	-	TP104321	----- T3B
			-	2	-	-	-	-	-	-	TP105791	
			-	-	2	2	2	2	-	-		
			-	-	-	-	-	-	2	-	-----	T2A
	83412-SX8-T00ZB	*NH361L*.....CF GRAY	-	-	-	-	-	-	2	-	-----	T11B,T4B,T8B
			-	-	-	-	-	-	2	2	-----	T11B,T11C,T11D,T8B
	83412-SX8-T00ZC	*YR169L*.....MILD BEIGE	-	-	-	-	-	-	2	2	-----	
6	83414-SX8-305ZA	BOOT, CHANGE LEVER *NH1L*.....BLACK	1	-	1	-	1	-	1	-		
7	83441-SX8-T00ZA	CONSOLE, RR. *NH264L*.....CLASSY GRAY	1	1	1	1	1	1	-	-		
			-	-	-	-	-	-	1	-	-----	T2A

B-37-40

CONSOLE

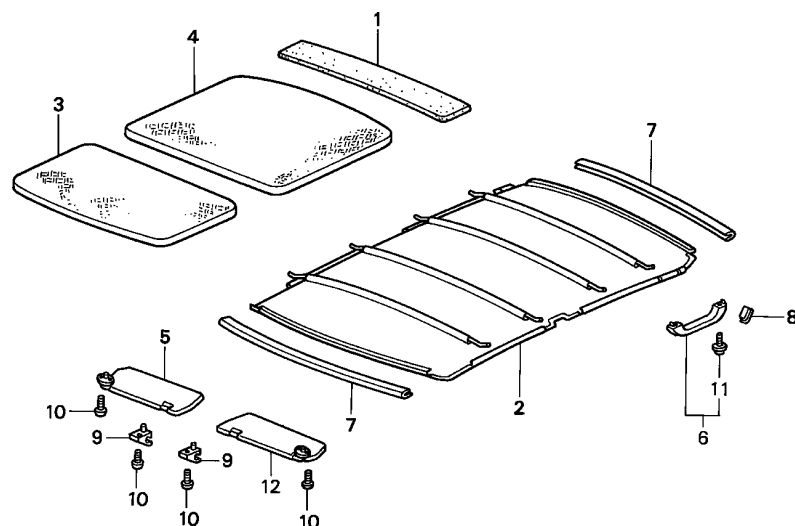


Ref. No.	Part No.	Description	Reqd. QTY								Serial No.	Parts catalogue code
			1996		1998		1999		2001			
			MT	AT	MT	AT	MT	AT	MT	AT		
(7)	83441-SX8-T00ZB	CONSOLE, RR. *NH361L*.....CF GRAY	-	-	-	-	-	-	1	-	-----	T11B,T4B,T8B
	83441-SX8-T00ZC	*YR169L*.....MILD BEIGE	-	-	-	-	-	-	1	1	-----	T11B,T11C,T11D,T8B
8	88320-ST3-E00ZD	ASHTRAY ASSY., RR. *NH264L*.....CLASSY GRAY	1	1	1	1	1	1	-	-	-----	T2A
	88320-ST3-E00ZK	*NH361L*.....CF GRAY	-	-	-	-	-	-	1	-	-----	T11B,T4B,T8B
	88320-ST3-E00ZF	*YR169L*.....MILD BEIGE	-	-	-	-	-	-	1	1	-----	T11B,T11C,T11D,T8B
9	88324-ST3-E00	COVER, RR. ASHTRAY	1	1	1	1	1	1	1	1		
10	90137-SH3-000	SCREW, TAPPING, 4X16	2	2	2	2	2	2	2	2		
11	90665-SB2-003YH	CLIP, TRIM, 7MM *NH264L*.....CLASSY GRAY	2	2	2	2	2	2	-	-	-----	T2A
	90665-SB2-003YP	*NH361L*.....CF GRAY	-	-	-	-	-	-	2	-	-----	T11B,T4B,T8B
	90665-SB2-003YL	*YR169L*.....MILD BEIGE	-	-	-	-	-	-	2	2	-----	T11B,T11C,T11D,T8B
12	93894-06014-08	SCREW-WASHER, 6MM	2	2	2	2	2	2	2	2		
13	93913-24120	SCREW, TAPPING, 4X10	4	-	4	-	4	-	4	-		
14	93913-24220	SCREW, TAPPING, 4X12	1	1	1	1	1	1	1	1		



B-38

ROOF LINING



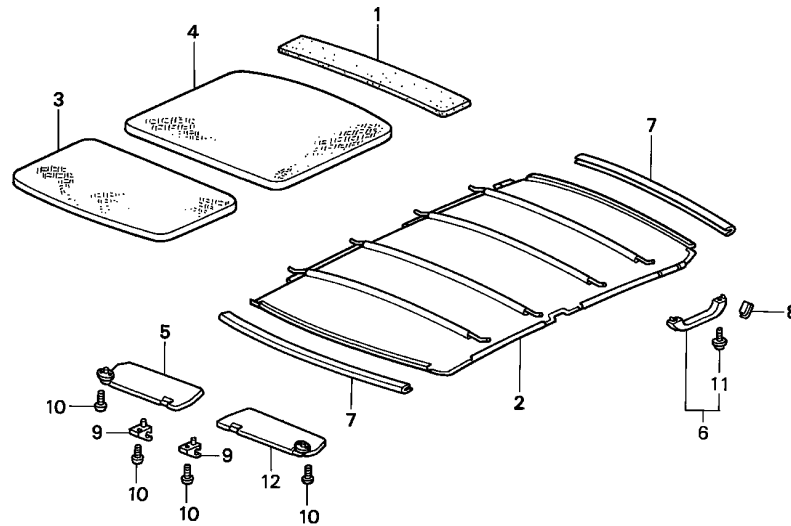
Service item	F.R.T.
RAIL, GRAB	0.1
.SUNVISOR ASSY., R.	
.TRIM, ROOF	
LINING ASSY., ROOF	1.5

Ref. No.	Part No.	Description	Reqd. QTY								Serial No.	Parts catalogue code
			1996		1998		1999		2001			
			MT	AT	MT	AT	MT	AT	MT	AT		
1	74012-SX8-T00	INSULATOR, ROOF PANEL	1	1	1	1	1	1	1	1		
2	83200-SX8-T00ZA	LINING ASSY., ROOF										
		NH220L.....CLEAR GRAY	1	1	1	1	1	1	1	1		
	83200-SX8-T00ZB	*YR169L*.....MILD BEIGE	-	-	-	-	-	-	1	1	-----	T11B,T11C,T11D,T8B
3	83205-SX8-T00	INSULATOR, FR. ROOF LINING ..	1	1	1	1	1	1	1	1		
4	83207-SX8-T00	INSULATOR, RR. ROOF LINING ..	1	1	1	1	1	1	1	1		
5	83230-SX8-T00ZA	SUNVISOR ASSY., R.										
		NH220L.....CLEAR GRAY	1	1	-	-	1	-	-	-		
	83230-SX8-T80ZA	*NH220L*.....CLEAR GRAY	-	-	1	1	-	1	-	-	-----	T11B,T2A,T5B,T8B,T9B
	83230-SX8-T01ZA	*NH220L*.....CLEAR GRAY	-	-	-	-	-	1	-	-	-----	T10D,T11C,T11D,T5C,T6D,T9C
	83230-SX8-T40ZA	SUNVISOR ASSY., R. (MIRROR)							1	1	-----	T2A,T4B
		NH220L.....CLEAR GRAY	-	-	-	-	-	-	1	1	-----	T11B,T8B
	83230-SX8-T40ZB	*YR169L*.....MILD BEIGE	-	-	-	-	-	-	1	1	-----	T11B,T8B
	83230-SX8-T50ZA	*NH220L*.....CLEAR GRAY	-	-	-	-	-	-	1	1	-----	T11C,T11D
	83230-SX8-T50ZB	*YR169L*.....MILD BEIGE	-	-	-	-	-	-	1	1	-----	T11C,T11D
6	83240-SH3-000YG	RAIL, GRAB										
		NH220L.....CLEAR GRAY	3	3	-	3	-	3	-	-		
			-	-	1	-	1	-	1	1	-----	T2A,T4B
			-	-	3	-	3	-	3	3	-----	T11B,T11C,T11D,T5B,T5C,T6D,T8B
	83240-SH3-000YN	*YR169L*.....MILD BEIGE	-	-	-	-	-	-	3	3	-----	T11B,T11C,T11D,T8B
7	83250-SX8-T00ZA	TRIM, ROOF										
		NH220L.....CLEAR GRAY	2	2	2	2	2	2	2	2		
	83250-SX8-T00ZB	*YR169L*.....MILD BEIGE	-	-	-	-	-	-	2	2	-----	T11B,T11C,T11D,T8B
8	83422-SH3-000YC	CAP, GRAB RAIL										
		NH220L.....CLEAR GRAY	6	6	-	6	-	6	-	-		
			-	-	2	-	2	-	2	2	-----	T2A,T4B
			-	-	6	-	6	-	6	6	-----	T11B,T11C,T11D,T5B,T5C,T6D,T8B



B-38

ROOF LINING



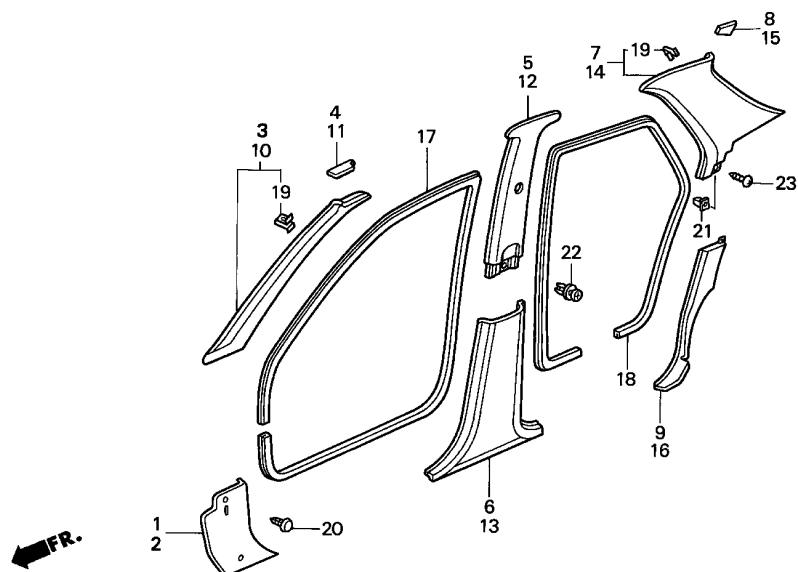
SX88-B3800 A

Ref. No.	Part No.	Description	Reqd. QTY								Serial No.	Parts catalogue code
			1996		1998		1999		2001			
			MT	AT	MT	AT	MT	AT	MT	AT		
(8)	83422-SH3-000YJ	CAP, GRAB RAIL *YR169L*.....MILD BEIGE	-	-	-	-	-	-	6	6	-----	----- T11B,T11C,T11D,T8B
9	88217-SX0-000ZB	HOLDER, SUNVISOR *NH220L*.....CLEAR GRAY	2	2	2	2	2	2	2	2	-----	----- T11B,T11C,T11D,T8B
	88217-SX0-000ZC	*YR169L*.....MILD BEIGE	-	-	-	-	-	-	2	2	-----	----- T11B,T11C,T11D,T8B
10	90132-SPO-003	SCREW, PAN, 5X15	6	6	6	6	6	6	6	6		
11	93891-06020-08	SCREW-WASHER, 6X20	6	6	-	6	-	6	-	-	-----	----- T2A,T4B
			-	-	2	-	2	-	2	2	-----	----- T11B,T11C,T11D,T5B,T5C,T6D,T8B
			-	-	6	-	6	-	6	6	-----	----- T11B,T11C,T11D,T5B,T5C,T6D,T8B
12	83230-SX8-T00ZA	SUNVISOR ASSY., R. *NH220L*.....CLEAR GRAY	1	1	1	1	1	1	-	-		
	83230-SX8-T01ZA	*NH220L*.....CLEAR GRAY	-	-	-	-	-	-	1	1		
	83230-SX8-T01ZB	*YR169L*.....MILD BEIGE	-	-	-	-	-	-	1	1	-----	----- T11B,T11C,T11D,T8B

6

B-39

PILLAR GARNISH



SX88-B3900A

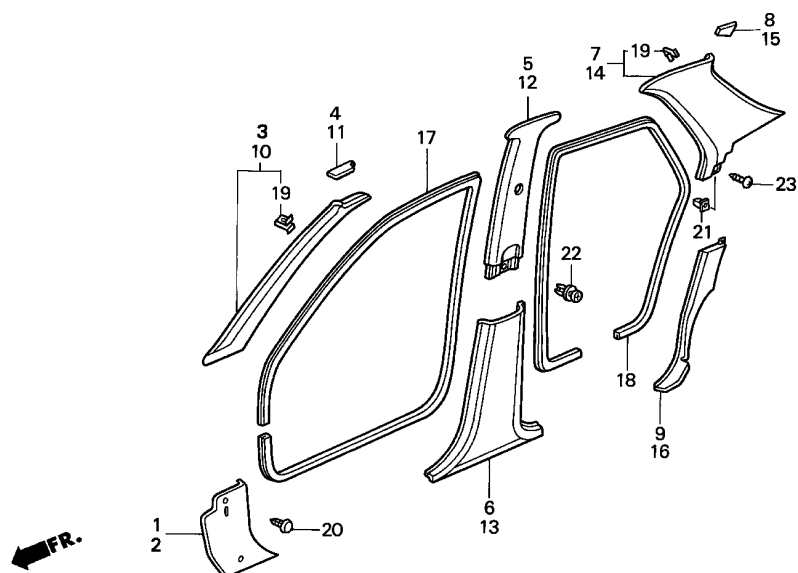
Service item	F.R.T.
GARNISH, R. CENTER PILLAR LOWER	0.1
.GARNISH, R. FR. PILLAR	
.LINING, R. COWL SIDE	
GARNISH, R. CENTER PILLAR UPPER	0.2
.TRIM, FR. OPENING	
.TRIM, RR. OPENING	
GARNISH, R. SEAT SIDE	0.4
GARNISH, R. RR. PILLAR	0.5

Ref. No.	Part No.	Description	Reqd. QTY								Serial No.	Parts catalogue code
			1996		1998		1999		2001			
			MT	AT	MT	AT	MT	AT	MT	AT		
1	83111-SX8-T00ZA	LINING, R. COWL SIDE *NH264L*.....CLASSY GRAY	1	1	1	1	1	1	-	-		
	83111-SX8-T00ZB	*NH361L*.....CF GRAY	-	-	-	-	-	-	1	-	-----	T2A
	83111-SX8-T00ZC	*YR169L*.....MILD BEIGE	-	-	-	-	-	-	-	1	-----	T11B,T4B,T8B
2	83161-SX8-T00ZA	LINING, L. COWL SIDE *NH264L*.....CLASSY GRAY	1	1	1	1	1	1	-	-		
	83161-SX8-T00ZB	*NH361L*.....CF GRAY	-	-	-	-	-	-	1	-	-----	T2A
	83161-SX8-T00ZC	*YR169L*.....MILD BEIGE	-	-	-	-	-	-	-	1	-----	T11B,T4B,T8B
	83161-SX8-T00ZC	*YR169L*.....MILD BEIGE	-	-	-	-	-	-	1	1	-----	T11B,T11C,T11D,T8B
3	84101-SX8-T01ZA	GARNISH, R. FR. PILLAR *NH220L*.....CLEAR GRAY	1	1	1	1	1	1	1	1		
	84101-SX8-T01ZB	*YR169L*.....MILD BEIGE	-	-	-	-	-	-	1	1	-----	T11B,T11C,T11D,T8B
4	84102-SX8-T00	CUSHION, R. FR. PILLAR	-	-	1	1	1	1	1	1		
5	84111-SX8-T01ZB	GARNISH, R. CENTER PILLAR UPPER *NH220L*.....CLEAR GRAY	1	1	-	-	-	-	-	-		
	84111-SX8-F01ZA	*NH220L*.....CLEAR GRAY	-	-	1	1	1	1	1	1		
	84111-SX8-F01ZB	*YR169L*.....MILD BEIGE	-	-	-	-	-	-	1	1	-----	T11B,T11C,T11D,T8B
6	84121-SX8-T01ZA	GARNISH, R. CENTER PILLAR LOWER *NH264L*.....CLASSY GRAY	1	1	1	1	1	1	-	-		
			-	-	-	-	-	-	1	-	-----	T2A



B-39

PILLAR GARNISH



SX88-B3900A

Ref. No.	Part No.	Description	Reqd. QTY								Serial No.	Parts catalogue code
			1996		1998		1999		2001			
			MT	AT	MT	AT	MT	AT	MT	AT		
(6)	84121-SX8-T01ZC	GARNISH, R. CENTER PILLAR LOWER										
		NH361L.....CF GRAY	-	-	-	-	-	-	1	-	-----	T11B,T4B,T8B
			-	-	-	-	-	-	-	1	-----	
	84121-SX8-T01ZD	*YR169L*.....MILD BEIGE	-	-	-	-	-	-	1	1	-----	T11B,T11C,T11D,T8B
7	84131-SX8-T01ZA	GARNISH, R. RR. PILLAR *NH220L*.....CLEAR GRAY	1	1	-	-	-	-	-	-	-----	T2A
			-	-	1	-	-	-	-	-	-----	T5B,T5C,T6D
	84131-SX8-M01ZA	*NH220L*.....CLEAR GRAY	-	-	-	1	1	1	1	1	-----	T11B,T11C,T11D,T8B
	84131-SX8-M01ZB	*YR169L*.....MILD BEIGE	-	-	-	-	-	-	1	1	-----	
8	84132-SX8-T00	CUSHION, R. RR. PILLAR	-	-	1	1	1	1	1	1	-----	
9	84141-SX8-T00ZA	GARNISH, R. SEAT SIDE *NH264L*.....CLASSY GRAY	1	1	1	1	1	1	-	-	-----	T2A
			-	-	-	-	-	-	1	-	-----	T11B,T4B,T8B
	84141-SX8-T00ZC	*NH361L*.....CF GRAY	-	-	-	-	-	-	-	1	-----	
			-	-	-	-	-	-	-	1	-----	
	84141-SX8-T00ZD	*YR169L*.....MILD BEIGE	-	-	-	-	-	-	1	1	-----	T11B,T11C,T11D,T8B
10	84151-SX8-T01ZA	GARNISH, L. FR. PILLAR *NH220L*.....CLEAR GRAY	1	1	1	1	1	1	1	1	-----	
			-	-	-	-	-	-	1	1	-----	T11B,T11C,T11D,T8B
	84151-SX8-T01ZB	*YR169L*.....MILD BEIGE	-	-	-	-	-	-	-	-	-----	
11	84152-SX8-T00	CUSHION, L. FR. PILLAR	-	-	1	1	1	1	1	1	-----	
12	84161-SX8-T01ZA	GARNISH, L. CENTER PILLAR UPPER										
		NH220L.....CLEAR GRAY	1	1	-	-	-	-	-	-	-----	
	84161-SX8-F01ZA	*NH220L*.....CLEAR GRAY	-	-	1	1	1	1	1	1	-----	
	84161-SX8-F01ZB	*YR169L*.....MILD BEIGE	-	-	-	-	-	-	1	1	-----	T11B,T11C,T11D,T8B

6

B-39

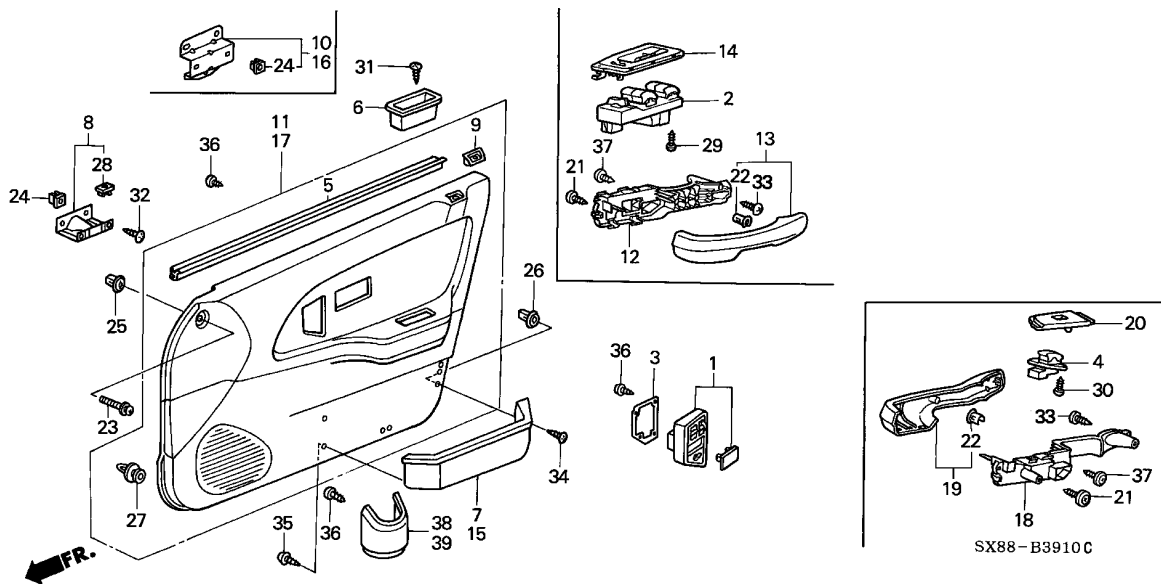
PILLAR GARNISH

Ref. No.	Part No.	Description	Reqd. QTY								Serial No.	Parts catalogue code	
			1996		1998		1999		2001				
			MT	AT	MT	AT	MT	AT	MT	AT			
13	84171-SX8-T01ZA	GARNISH, L. CENTER PILLAR LOWER											
		NH264L.....CLASSY GRAY	1	1	1	1	1	1	-	-	-	-	T2A
	84171-SX8-T01ZB	*NH361L*.....CF GRAY	-	-	-	-	-	-	1	-	-	-	T11B,T4B,T8B
	84171-SX8-T01ZC	*YR169L*.....MILD BEIGE	-	-	-	-	-	-	1	1	-	-	T11B,T11C,T11D,T8B
14	84181-SX8-T01ZA	GARNISH, L. RR. PILLAR											
		NH220L.....CLEAR GRAY	1	1	-	-	-	-	-	-	-	-	T2A
	84181-SX8-M01ZA	*NH220L*.....CLEAR GRAY	-	-	1	-	-	-	-	-	-	-	T5B,T5C,T6D
	84181-SX8-M01ZB	*YR169L*.....MILD BEIGE	-	-	-	1	1	1	1	1	-	-	T11B,T11C,T11D,T8B
15	84182-SX8-T00	CUSHION, L. RR. PILLAR	-	-	1	1	1	1	1	1	-	-	
16	84191-SX8-T00ZA	GARNISH, L. SEAT SIDE											
		NH264L.....CLASSY GRAY	1	1	1	1	1	1	-	-	-	-	T2A
	84191-SX8-T00ZC	*NH361L*.....CF GRAY	-	-	-	-	-	-	1	-	-	-	T11B,T4B,T8B
	84191-SX8-T00ZD	*YR169L*.....MILD BEIGE	-	-	-	-	-	-	1	1	-	-	T11B,T11C,T11D,T8B
17	84231-SX8-T00ZA	TRIM, FR. OPENING											
		NH264L.....CLASSY GRAY	2	2	2	2	2	2	-	-	-	-	T2A
	84231-SX8-T00ZC	*NH361L*.....CF GRAY	-	-	-	-	-	-	2	-	-	-	T11B,T4B,T8B
	84231-SX8-T00ZD	*YR169L*.....MILD BEIGE	-	-	-	-	-	-	2	2	-	-	T11B,T11C,T11D,T8B
18	84281-SX8-T00ZA	TRIM, RR. OPENING											
		NH264L.....CLASSY GRAY	2	2	2	2	2	2	-	-	-	-	T2A
	84281-SX8-T00ZB	*NH361L*.....CF GRAY	-	-	-	-	-	-	2	-	-	-	T11B,T4B,T8B
	84281-SX8-T00ZC	*YR169L*.....MILD BEIGE	-	-	-	-	-	-	2	2	-	-	T11B,T11C,T11D,T8B
19	90609-SG0-003	CLIP, PILLAR GARNISH	14	14	14	14	14	14	14	14	-	-	
20	90665-SB2-003YH	CLIP, TRIM, 7MM											
		NH264L.....CLASSY GRAY	3	3	3	3	3	3	-	-	-	-	T2A
	90665-SB2-003YP	*NH361L*.....CF GRAY	-	-	-	-	-	-	3	-	-	-	T11B,T4B,T8B
	90665-SB2-003YL	*YR169L*.....MILD BEIGE	-	-	-	-	-	-	3	3	-	-	T11B,T11C,T11D,T8B
21	90683-693-000	GROMMET, SCREW, 5MM	2	2	2	2	2	2	2	2	-	-	
22	91550-SH3-003ZG	CLIP, RR. PANEL LINING											
		NH120L.....STAR BLACK	2	2	2	2	2	2	2	2	-	-	
23	93903-45480	SCREW, TAPPING, 5X20	2	2	2	2	2	2	2	2	-	-	



B-39-10

FRONT DOOR LINING



Service item	F.R.T.
LINING SET, R. FR. DOOR	0.2
POCKET, R. DOOR LINING	0.3
.WEATHERSTRIP, FR. DOOR INNER	
SWITCH ASSY., POWER WINDOW MASTER	0.4

Ref. No.	Part No.	Description	Reqd. QTY				Serial No.	Parts catalogue code			
			1996		1998				1999		2001
			MT	AT	MT	AT	MT	AT	MT	AT	
1	35750-SX8-T01ZA	SWITCH ASSY., POWER WINDOW MASTER *NH264L*.....CLASSY GRAY	1	-	-	-	-	-	-	-	T3B
2	35750-S04-003ZB	SWITCH ASSY., POWER WINDOW MASTER *NH167L*.....GRAPHITE BLACK	-	-	1	-	-	-	-	-	T5B,T5C,T6D
	35750-S04-901ZA	*NH167L*.....GRAPHITE BLACK	-	-	-	-	1	1	1	-	T11B,T11C,T11D,T8B
3	35755-SH4-000	BRACKET, R. POWER WINDOW MASTER SWITCH	1	-	-	-	-	-	-	-	T3B
4	35770-S04-003ZD	SUB SWITCH ASSY., L. POWER WINDOW *NH167L*.....GRAPHITE BLACK	-	-	1	-	1	1	1	-	T11B,T11C,T11D,T5B,T5C,T6D,T8B
5	72335-SH4-000	WEATHERSTRIP, FR. DOOR INNER	2	2	2	2	2	2	2	2	
6	83501-SR4-000ZH	POCKET, DOOR PULL *NH264L*.....CLASSY GRAY	2	2	-	-	-	-	-	-	T2A,T4B
7	83504-SX8-T00ZA	POCKET, R. DOOR LINING *NH264L*.....CLASSY GRAY	1	1	-	1	-	1	-	-	T11B,T5B,T5C,T6D,T8B
	83504-SX8-T00ZB	*NH361L*.....CF GRAY	-	-	-	-	-	-	1	-	T11B,T4B,T8B
	83504-SX8-T00ZC	*YR169L*.....MILD BEIGE	-	-	-	-	-	1	1	-	T11B,T11C,T11D,T8B



B-39-10

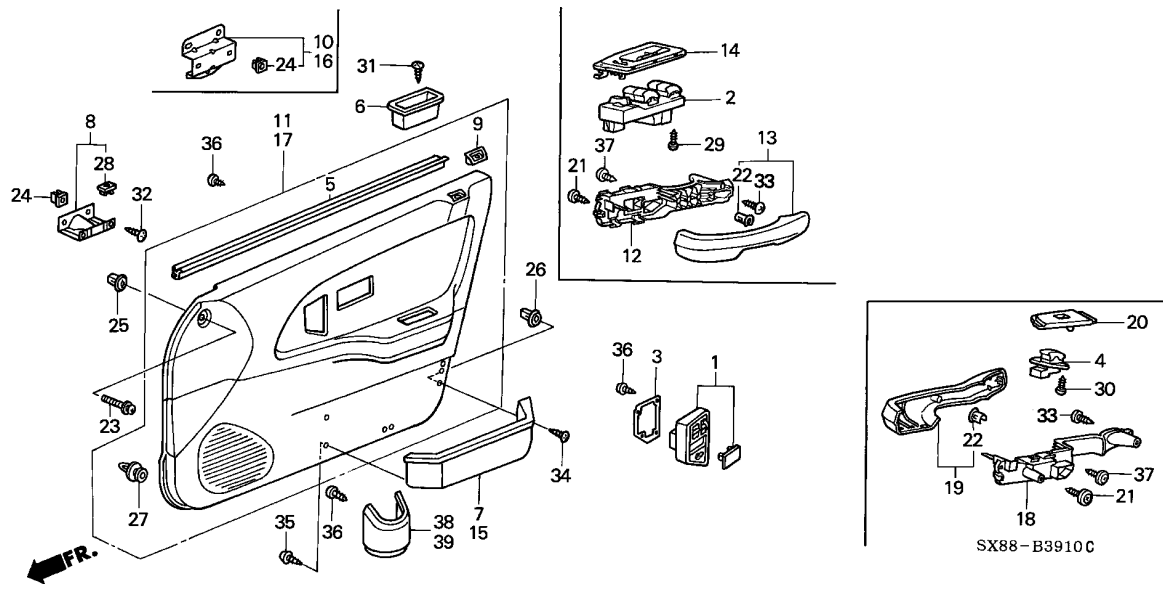
FRONT DOOR LINING

Ref. No.	Part No.	Description	Reqd. QTY								Serial No.	Parts catalogue code
			1996		1998		1999		2001			
			MT	AT	MT	AT	MT	AT	MT	AT		
8	83508-SH4-000	BRACKET, DOOR PULL POCKET ...	2	2	-	-	-	-	-	-		
9	83508-SV4-000ZC	COVER, LOCK KNOB			2	-	2	-	2	2	-----	----- T2A,T4B
		NH264L.....CLASSY GRAY	2	2	2	2	2	2	2	2		
	83508-SV4-000ZD	*YR164L*.....MEDIUM TAUPE	-	-	-	-	-	-	2	2	-----	----- T11B,T11C,T11D,T8B
10	83508-SX8-T20	BRACKET ASSY., R. FR. DOOR										
		GRIP	-	-	1	-	1	-	1	1	-----	----- T11B,T11C,T11D,T5B,T5C,T6D,T8B
			-	-	-	1	-	1	-	-		
11	83533-SX8-306ZA	LINING SET, R. FR. DOOR										
		NH264L.....CLASSY GRAY	1	-	-	-	-	-	-	-	-----	----- T1A
	83533-SX8-305ZA	*NH264L*.....CLASSY GRAY	1	-	-	-	-	-	-	-	-----	----- T3B
				1								
	83533-SX8-F10ZA	*NH264L*.....CLASSY GRAY	-	-	1	-	1	-	1	-	-----	----- T2A
	83533-SX8-T70ZA	*NH264L*.....CLASSY GRAY	-	-	1	-	-	-	-	-	-----	----- T5B,T5C,T6D
						1						
	83533-SX8-T30ZA	*NH264L*.....CLASSY GRAY	-	-	-	-	1	1	-	-	-----	----- T8B
	83533-SX8-T71ZA	*NH264L*.....CLASSY GRAY	-	-	-	-	1	1	-	-	-----	----- T11B,T11C,T11D
	83533-SX8-F40ZB	*NH361L*.....CF GRAY	-	-	-	-	-	-	1	1	-----	----- T11B,T11C,T11D
	83533-SX8-F40ZC	*YR169L*.....MILD BEIGE	-	-	-	-	-	-	1	1	-----	----- T11B,T11C,T11D
	83533-SX8-T80ZA	*NH361L*.....CF GRAY	-	-	-	-	-	-	1	1	-----	----- T8B
	83533-SX8-T80ZB	*YR169L*.....MILD BEIGE	-	-	-	-	-	-	1	1	-----	----- T8B
	83533-SX8-Y00ZB	*NH361L*.....CF GRAY	-	-	-	-	-	-	1	1	-----	----- T4B
12	83541-SX8-T20ZA	BASE, R. DOOR GRIP										
		NH264L.....CLASSY GRAY	-	-	1	-	1	-	1	1	-----	----- T11B,T11C,T11D,T5B,T5C,T6D,T8B
						1						
	83541-SX8-T20ZB	*YR164L*.....MEDIUM TAUPE	-	-	-	-	-	-	1	1	-----	----- T11B,T11C,T11D,T8B
13	83542-SX8-T20ZA	COVER, R. DOOR GRIP										
		NH264L.....CLASSY GRAY	-	-	1	-	1	-	1	1	-----	----- T11B,T11C,T11D,T5B,T5C,T6D,T8B
						1						
	83542-SX8-T20ZB	*YR164L*.....MEDIUM TAUPE	-	-	-	-	-	-	1	1	-----	----- T11B,T11C,T11D,T8B
14	83543-SX8-T70ZB	PANEL, R. POWER WINDOW MASTER SWITCH										
		NH167L.....GRAPHITE BLACK	-	-	1	-	1	-	1	1	-----	----- T11B,T11C,T11D,T5B,T5C,T6D,T8B
						1						
	83543-SX8-T70ZC	*YR164L*.....MEDIUM TAUPE	-	-	-	-	-	-	1	1	-----	----- T11B,T11C,T11D,T8B
15	83554-SX8-T00ZA	POCKET, L. DOOR LINING										
		NH264L.....CLASSY GRAY	1	1	-	1	-	1	-	-	-----	----- T11B,T5B,T5C,T6D,T8B
						1						
	83554-SX8-T00ZB	*NH361L*.....CF GRAY	-	-	-	-	-	-	1	-	-----	----- T11B,T4B,T8B
										1		
	83554-SX8-T00ZC	*YR169L*.....MILD BEIGE	-	-	-	-	-	-	1	1	-----	----- T11B,T11C,T11D,T8B
16	83558-SX8-T20	BRACKET ASSY., L. FR. DOOR										
		GRIP	-	-	1	-	1	-	1	1	-----	----- T11B,T11C,T11D,T5B,T5C,T6D,T8B
						1						
17	83583-SX8-306ZA	LINING SET, L. FR. DOOR										
		NH264L.....CLASSY GRAY	1	-	-	-	-	-	-	-	-----	----- T1A
	83583-SX8-307ZA	*NH264L*.....CLASSY GRAY	1	-	-	-	-	-	-	-	-----	----- T3B
				1								
	83583-SX8-T01ZA	*NH264L*.....CLASSY GRAY	-	-	1	-	1	-	1	-	-----	----- T2A
	83583-SX8-T70ZA	*NH264L*.....CLASSY GRAY	-	-	1	-	-	-	-	-	-----	----- T5B,T5C,T6D
						1						
	83583-SX8-T30ZB	*NH264L 1*.....CLASSY GRAY	-	-	-	-	1	1	-	-	-----	----- T8B
	83583-SX8-T71ZA	*NH264L*.....CLASSY GRAY	-	-	-	-	1	1	-	-	-----	----- T11B,T11C,T11D
	83583-SX8-F40ZB	*NH361L*.....CF GRAY	-	-	-	-	-	-	1	1	-----	----- T11B,T11C,T11D
	83583-SX8-F40ZC	*YR169L*.....MILD BEIGE	-	-	-	-	-	-	1	1	-----	----- T11B,T11C,T11D
	83583-SX8-T80ZA	*NH361L*.....CF GRAY	-	-	-	-	-	-	1	1	-----	----- T8B



B-39-10

FRONT DOOR LINING



Ref. No.	Part No.	Description	Reqd. QTY				Serial No.	Parts catalogue code				
			1996		1998				1999		2001	
			MT	AT	MT	AT	MT	AT	MT	AT		
17)	83583-SX8-T80ZB	LINING SET, L. FR. DOOR *YR169L*.....MILD BEIGE	-	-	-	-	-	-	1	1	-----	T8B
	83583-SX8-Y00ZB	*NH361L*.....CF GRAY	-	-	-	-	-	-	1	1	-----	T4B
18	83591-SX8-T20ZA	BASE, L. DOOR GRIP *NH264L*.....CLASSY GRAY	-	-	1	-	1	-	1	1	-----	T11B,T11C,T11D,T5B,T5C,T6D,T8B
	83591-SX8-T20ZB	*YR164L*.....MEDIUM TAUPE	-	-	-	1	-	-	1	1	-----	T11B,T11C,T11D,T8B
19	83592-SX8-T20ZA	COVER, L. DOOR GRIP *NH264L*.....CLASSY GRAY	-	-	1	-	1	-	1	1	-----	T11B,T11C,T11D,T5B,T5C,T6D,T8B
	83592-SX8-T20ZB	*YR164L*.....MEDIUM TAUPE	-	-	-	1	-	-	1	1	-----	T11B,T11C,T11D,T8B
20	83593-SX8-T70ZB	PANEL, L. POWER WINDOW SUB SWITCH *NH167L*.....GRAPHITE BLACK	-	-	1	-	1	-	1	1	-----	T11B,T11C,T11D,T5B,T5C,T6D,T8B
	83593-SX8-T70ZC	*YR164L*.....MEDIUM TAUPE	-	-	-	-	-	-	1	1	-----	T11B,T11C,T11D,T8B
21	90131-SE3-003	SCREW, TAPPING, 4X16	-	-	2	-	2	-	2	2	-----	T11B,T11C,T11D,T5B,T5C,T6D,T8B
22	90146-SR3-000	CLIP, HEADREST COVER	-	-	2	-	-	-	-	-	-----	T5B,T5C,T6D
23	90164-SA5-600	SCREW-WASHER, 4X25	2	2	2	2	2	2	2	2	-----	
24	90662-SB2-003	GROMMET, SCREW, 5MM	6	6	-	8	-	8	-	-	-----	
			-	-	6	-	6	-	6	6	-----	T2A,T4B
			-	-	8	-	8	-	8	8	-----	T11B,T11C,T11D,T5B,T5C,T6D,T8B
25	90662-693-003	GROMMET, SCREW, 4MM(BLUE) ...	2	2	2	2	2	2	2	2	-----	
26	90670-SG0-003	GROMMET, SCREW, 4MM	2	2	-	2	-	2	-	2	-----	
			-	-	2	-	2	-	2	-	-----	T11B,T4B,T5B,T5C,T6D,T8B



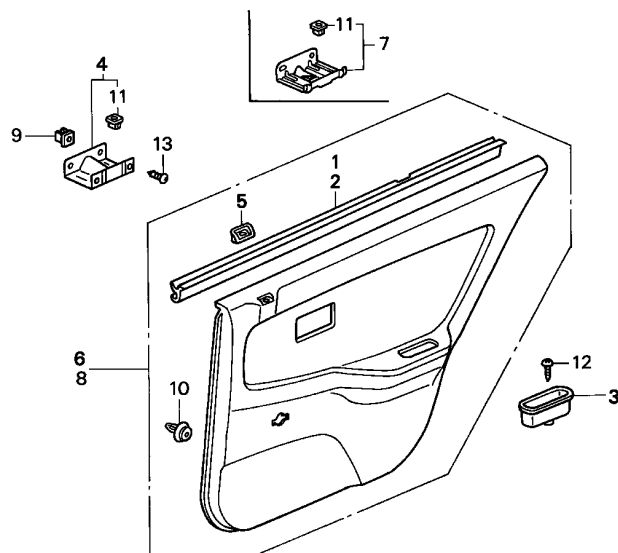
B-39-10

FRONT DOOR LINING

Ref. No.	Part No.	Description	Reqd. QTY								Serial No.	Parts catalogue code
			1996		1998		1999		2001			
			MT	AT	MT	AT	MT	AT	MT	AT		
27	91560-SM4-003	CLIP, DOOR LINING	16	16	16	16	16	16	16	16		
28	91660-SH4-000	GROMMET, SCREW, 4MM	2	2	-	-	-	-	-	-		
			-	-	2	-	2	-	2	2	-----	----- T2A,T4B
29	93901-22420	SCREW, TAPPING, 3X16										
		(RIGHT HAND SIDE)	-	-	3	-	3	-	3	3	-----	----- T11B,T11C,T11D,T5B,T5C,T6D,T8B
30	93901-32320	SCREW, TAPPING, 3X12										
		(LEFT HAND SIDE)	-	-	2	-	2	-	2	2	-----	----- T11B,T11C,T11D,T5B,T5C,T6D,T8B
		//	-	-	-	2	-	2	-	-		
31	93903-44480	SCREW, TAPPING, 4X16	2	2	-	-	-	-	-	-		
			-	-	2	-	2	-	2	2	-----	----- T2A,T4B
32	93903-45220	SCREW, TAPPING, 5X12	6	6	6	6	6	6	6	6		
33	93903-45320	SCREW, TAPPING, 5X16	-	-	4	-	4	-	4	4	-----	----- T11B,T11C,T11D,T5B,T5C,T6D,T8B
			-	-	-	4	-	4	-	-		
34	93913-14480	SCREW, TAPPING, 4X16(PO)	2	2	-	2	-	2	-	2		
			-	-	2	-	2	-	2	-	-----	----- T11B,T4B,T5B,T5C,T6D,T8B
35	93913-24120	SCREW, TAPPING, 4X10	4	4	-	4	-	4	-	4		
			-	-	4	-	4	-	4	-	-----	----- T11B,T4B,T5B,T5C,T6D,T8B
36	93913-24220	SCREW, TAPPING, 4X12	4	-	-	-	-	-	10	10	-----	----- T11B,T11C,T11D,T3B,T8B
			-	4	2	2	2	2	-	-		
			-	-	-	-	-	-	2	2	-----	----- T2A,T4B
37	90132-SS0-000	SCREW, TAPPING, 4X10(PO)	-	-	2	-	2	-	2	2	-----	----- T11B,T11C,T11D,T5B,T5C,T6D,T8B
			-	-	-	2	-	2	-	-		
38	83503-SX8-000ZB	HOLDER, R. MULTI										
		NH361L.....CF GRAY	-	-	-	-	-	-	1	1	-----	----- T11B,T11C,T11D,T8B
	83503-SX8-000ZC	*YR169L*.....MILD BEIGE	-	-	-	-	-	-	1	1	-----	----- T11B,T11C,T11D,T8B
39	83553-SX8-000ZB	HOLDER, L. MULTI										
		NH361L.....CF GRAY	-	-	-	-	-	-	1	1	-----	----- T11B,T11C,T11D,T8B
	83553-SX8-000ZC	*YR169L*.....MILD BEIGE	-	-	-	-	-	-	1	1	-----	----- T11B,T11C,T11D,T8B

B-39-20

REAR DOOR LINING



Service item	F.R.T.
LINING, R. RR. DOOR	0.2
WEATHERSTRIP, R. RR. DOOR INNER	0.3

Ref. No.	Part No.	Description	Reqd. QTY								Serial No.	Parts catalogue code
			1996		1998		1999		2001			
			MT	AT	MT	AT	MT	AT	MT	AT		
1	72835-SH4-000	WEATHERSTRIP, R. RR. DOOR INNER	1	1	1	1	1	1	1	1		
2	72875-SH4-000	WEATHERSTRIP, L. RR. DOOR INNER	1	1	1	1	1	1	1	1		
3	83501-SR4-000ZH	POCKET, DOOR PULL *NH264L*.....CLASSY GRAY	2	2	2	2	2	2	2	2		
	83501-SR4-000ZF	*YR164L*.....MEDIUM TAUPE	-	-	-	-	-	-	2	2	-----	----- T11B,T11C,T11D,T8B
4	83508-SH4-000	BRACKET, DOOR PULL POCKET ...	2	2	-	-	-	-	-	-	-----	----- T2A,T4B
5	83508-SV4-000ZC	COVER, LOCK KNOB *NH264L*.....CLASSY GRAY	2	2	2	2	2	2	2	2		
	83508-SV4-000ZD	*YR164L*.....MEDIUM TAUPE	-	-	-	-	-	-	2	2	-----	----- T11B,T11C,T11D,T8B
6	83700-SX8-T00ZA	LINING, R. RR. DOOR *NH264L*.....CLASSY GRAY	1	1	-	-	-	-	-	-		
	83700-SX8-T70ZA	*NH264L*.....CLASSY GRAY	-	-	1	-	1	-	-	-	-----	----- T2A
			-	-	1	-	-	-	-	-	-----	----- T5B,T5C,T6D
	83700-SX8-T31ZA	*NH264L*.....CLASSY GRAY	-	-	-	-	1	1	-	-	-----	----- T8B
	83700-SX8-T71ZA	*NH264L*.....CLASSY GRAY	-	-	-	-	1	1	-	-	-----	----- T11B,T11C,T11D
	83700-SX8-T80ZA	*NH361L*.....CF GRAY	-	-	-	-	-	1	1	-	-----	----- T8B
	83700-SX8-T80ZB	*YR169L*.....MILD BEIGE	-	-	-	-	-	1	1	-	-----	----- T8B
	83700-SX8-T90ZA	*NH361L*.....CF GRAY	-	-	-	-	-	1	1	-	-----	----- T11B,T11C,T11D
	83700-SX8-T90ZB	*YR169L*.....MILD BEIGE	-	-	-	-	-	1	1	-	-----	----- T11B,T11C,T11D
	83700-SX8-Y00ZA	*NH264L*.....CLASSY GRAY	-	-	-	-	-	1	-	-	-----	----- T2A
	83700-SX8-Y00ZB	*NH361L*.....CF GRAY	-	-	-	-	-	1	1	-	-----	----- T4B
7	83708-SX8-T20	BRACKET, RR. PULL POCKET	-	-	2	-	2	-	2	2	-----	----- T11B,T11C,T11D,T5B,T5C,T6D,T8B
			-	-	-	2	-	2	-	-		

6

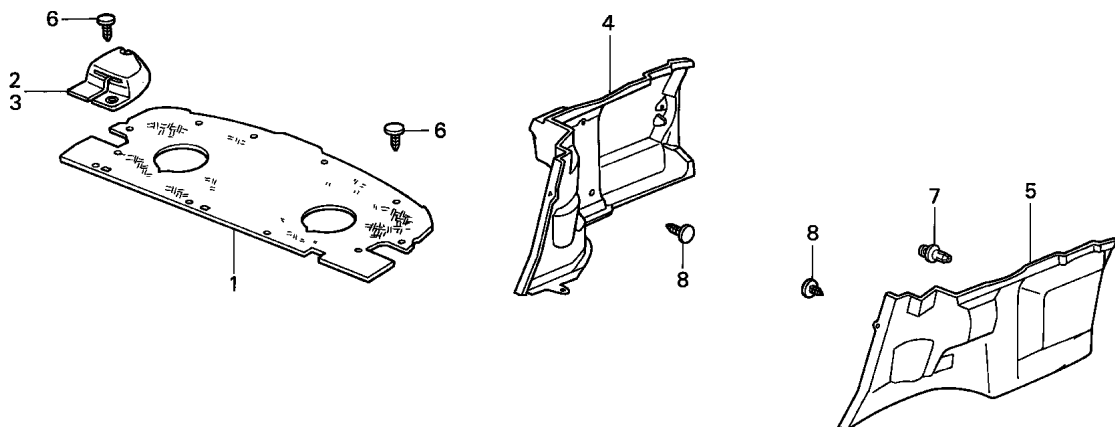
B-39-20

REAR DOOR LINING

Ref. No.	Part No.	Description	Reqd. QTY								Serial No.	Parts catalogue code	
			1996		1998		1999		2001				
			MT	AT	MT	AT	MT	AT	MT	AT			
8	83750-SX8-T00ZA	LINING, L. RR. DOOR *NH264L*.....CLASSY GRAY	1	1	-	-	-	-	-	-	-	-	
	83750-SX8-T70ZA	*NH264L*.....CLASSY GRAY	-	-	1	-	1	-	-	-	-	-	----- T2A ----- T5B,T5C,T6D
	83750-SX8-T31ZA	*NH264L*.....CLASSY GRAY	-	-	-	-	1	1	-	-	-	-	----- T8B
	83750-SX8-T71ZA	*NH264L*.....CLASSY GRAY	-	-	-	-	1	1	-	-	-	-	----- T11B,T11C,T11D
	83750-SX8-T80ZA	*NH361L*.....CF GRAY	-	-	-	-	-	-	1	1	-	-	----- T8B
	83750-SX8-T80ZB	*YR169L*.....MILD BEIGE	-	-	-	-	-	-	1	1	-	-	----- T8B
	83750-SX8-T90ZA	*NH361L*.....CF GRAY	-	-	-	-	-	-	1	1	-	-	----- T11B,T11C,T11D
	83750-SX8-T90ZB	*YR169L*.....MILD BEIGE	-	-	-	-	-	-	1	1	-	-	----- T11B,T11C,T11D
	83750-SX8-Y00ZA	*NH264L*.....CLASSY GRAY	-	-	-	-	-	-	1	-	-	-	----- T2A
	83750-SX8-Y00ZB	*NH361L*.....CF GRAY	-	-	-	-	-	-	1	1	-	-	----- T4B
9	90662-SB2-003	GROMMET, SCREW, 5MM	6	6	6	6	6	6	6	6	6	6	
10	91560-SM4-003	CLIP, DOOR LINING	16	16	16	16	16	16	16	16	16	16	
11	91660-SH4-000	GROMMET, SCREW, 4MM	2	2	2	2	2	2	2	2	2	2	
12	93903-44480	SCREW, TAPPING, 4X16	2	2	2	2	2	2	2	2	2	2	
13	93903-45220	SCREW, TAPPING, 5X12	6	6	6	6	6	6	6	6	6	6	

B-39-40

REAR TRAY/TRUNK GARNISH



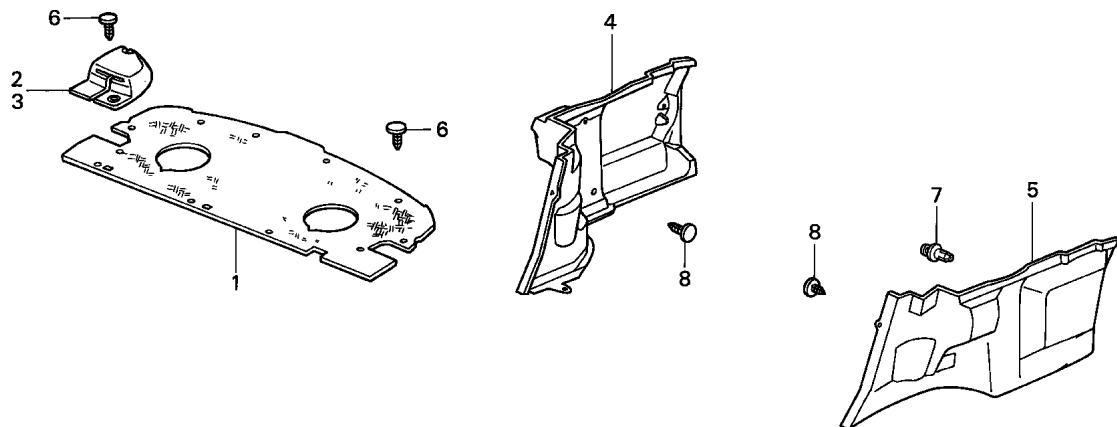
Service item	F.R.T.
GARNISH, R. TRUNK SIDE	0.2
MAT, RR. TRAY	0.5

Ref. No.	Part No.	Description	Reqd. QTY								Serial No.	Parts catalogue code
			1996		1998		1999		2001			
			MT	AT	MT	AT	MT	AT	MT	AT		
1	84500-SX8-T00ZA	MAT, RR. TRAY										
		NH264L.....CLASSY GRAY	1	1	-	-	-	-	-	-		
	84500-SX8-T01ZA	*NH264L*.....CLASSY GRAY	-	-	1	-	-	-	-	-	-----	T2A
	84500-SX8-T70ZA	*NH264L*.....CLASSY GRAY	-	-	1	-	1	1	-	-	-----	T5B,T5C,T6D,T8B
			-	-	-	1	-	-	-	-		
	84500-SX8-U00ZA	*NH264L*.....CLASSY GRAY	-	-	-	-	1	1	-	-	-----	T11B,T11C,T11D
	84500-SX8-S00ZA	*NH264L*.....CLASSY GRAY	-	-	-	-	1	-	1	-	-----	T2A
	84500-SX8-S00ZB	*NH361L*.....CF GRAY	-	-	-	-	-	-	1	1	-----	T4B
	84500-SX8-U00ZB	*NH361L*.....CF GRAY	-	-	-	-	-	-	1	1	-----	T11B,T11C,T11D,T8B
	84500-SX8-U00ZC	*YR169L*.....MILD BEIGE	-	-	-	-	-	-	1	1	-----	T11B,T11C,T11D,T8B
2	84502-SX8-M00ZA	COVER, R. SHOULD ANCHOR										
		NH264L.....CLASSY GRAY	-	-	1	-	-	-	-	-	-----	T5B,T5C,T6D
			-	-	-	1	1	1	-	-		
	84502-SX8-M00ZB	*NH361L*.....CF GRAY	-	-	-	-	-	-	1	-	-----	T2A
			-	-	-	-	-	-	1	-	-----	T11B,T4B,T8B
			-	-	-	-	-	-	-	1		
	84502-SX8-M00ZC	*YR169L*.....MILD BEIGE	-	-	-	-	-	-	1	1	-----	T11B,T11C,T11D,T8B
3	84552-SX8-M00ZA	COVER, L. SHOULD ANCHOR										
		NH264L.....CLASSY GRAY	-	-	1	-	-	-	-	-	-----	T5B,T5C,T6D
			-	-	-	1	1	1	-	-		
			-	-	-	-	-	-	1	-	-----	T2A
	84552-SX8-M00ZB	*NH361L*.....CF GRAY	-	-	-	-	-	-	1	-	-----	T11B,T4B,T8B
			-	-	-	-	-	-	-	1		
	84552-SX8-M00ZC	*YR169L*.....MILD BEIGE	-	-	-	-	-	-	1	1	-----	T11B,T11C,T11D,T8B
4	84601-SX8-T00ZA	GARNISH, R. TRUNK SIDE										
		NH264L.....CLASSY GRAY	1	1	-	1	-	1	-	1	-----	T11B,T4B,T5B,T5C,T6D,T8B
			-	-	1	-	1	-	1	-		

6

B-39-40

REAR TRAY/TRUNK GARNISH

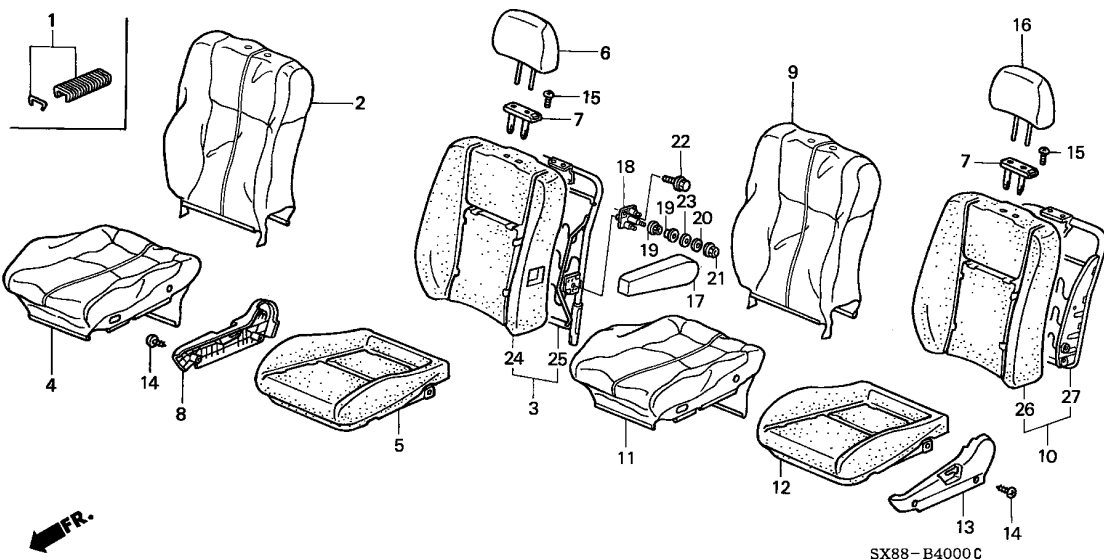


Ref. No.	Part No.	Description	Reqd. QTY								Serial No.	Parts catalogue code	
			1996		1998		1999		2001				
			MT	AT	MT	AT	MT	AT	MT	AT			
5	84651-SX8-T00ZA	GARNISH, L. TRUNK SIDE *NH264L*.....CLASSY GRAY	1	1	-	1	-	1	-	1	-	-	T11B,T4B,T5B,T5C,T6D,T8B
6	90666-SA7-003A6	CLIP, TRIM, 5MM *NH264L*.....CLASSY GRAY	8	8	-	12	12	12	-	-	-	-	T2A
	90666-SA7-003C4	*NH361L*.....CF GRAY	-	-	12	-	-	-	-	-	-	-	T5B,T5C,T6D T11B,T4B,T8B
	90666-SA7-003A3	*YR169L*.....MILD BEIGE	-	-	-	-	-	-	12	12	-	-	T11B,T11C,T11D,T8B
7	91503-SPO-013	CLIP A, BUMPER	1	1	-	1	-	1	-	1	-	-	T11B,T4B,T5B,T5C,T6D,T8B
8	91560-SE3-003YC	CLIP, TRIM, 5MM *NH264L*.....CLASSY GRAY	10	10	-	10	-	10	-	10	-	-	T11B,T4B,T5B,T5C,T6D,T8B



B-40

FRONT SEAT



Service item	F.R.T.
ARMREST ASSY., R. FR. SEAT ...	0.1
GUIDE COMP., HEADREST	0.2
.PIN COMP., ARMREST	
COVER, R. RECLINING	0.3
COVER, R. FR. SEATBACK TRIM ..	0.5
.PAD COMP., R. FR. SEATBACK	
FRAME COMP., R. FR. SEATBACK .	0.9
.PAD & FRAME COMP., R. FR. SEATBACK	
COVER, R. FR. SEAT CUSHION	
.PAD & FRAME COMP., R. FR. SEAT CUSHION	1.0

Ref. No.	Part No.	Description	Reqd. QTY								Serial No.	Parts catalogue code
			1996		1998		1999		2001			
			MT	AT	MT	AT	MT	AT	MT	AT		
1	04810-SB3-000	C CLIP SET, TRIM FASTENER (30 PIECES)	1	1	1	1	1	1	1	1		
	04810-SB3-R00	C CLIP SET, TRIM FASTENER (100 PIECES)	1	1	1	1	1	1	1	1		
2	81121-SX8-T01ZA	COVER, R. FR. SEATBACK TRIM										
	NH279LON GRAY	1	-	-	-	-	-	-	-		T1A
	81121-SX8-T21ZA	*NH279L*.....ON GRAY	1	-	-	-	-	-	-	-		T3B
			-	1	-	-	-	-	-	-		
	81121-SX8-T02ZA	*NH279L*.....ON GRAY	-	-	1	-	-	-	-	-		T2A
	81121-SX8-T31ZA	*NH279L*.....ON GRAY	-	-	1	-	-	-	-	-		T5B,T5C,T6D
			-	-	-	1	-	-	-	-		
	81121-SX8-T13ZA	*NH279L*.....ON GRAY	-	-	-	-	1	-	1	-		T2A
	81121-SX8-T23ZA	*NH279L*.....ON GRAY	-	-	-	-	1	1	-	-		T8B
	81121-SX8-T33ZA	*NH279L*.....ON GRAY	-	-	-	-	1	1	-	-		T11B,T11C,T11D
	81121-SX8-T34ZB	*NH361L*.....CF GRAY	-	-	-	-	-	1	1	-		T4B
	81121-SX8-T41ZA	*NH361L*.....CF GRAY	-	-	-	-	-	1	1	-		T8B
	81121-SX8-T41ZB	*YR169L*.....MILD BEIGE	-	-	-	-	-	1	1	-		T8B
	81121-SX8-T51ZA	*NH361L*.....CF GRAY	-	-	-	-	-	1	1	-		T11B,T11C,T11D
	81121-SX8-T51ZB	*YR169L*.....MILD BEIGE	-	-	-	-	-	1	1	-		T11B,T11C,T11D
3	81122-SX8-T01	PAD & FRAME COMP., R. FR. SEATBACK	1	1	-	-	1	1	-	-		
			-	-	1	-	-	1	-	-		T2A
	81122-SX8-Y01	-	-	1	-	-	-	-	-		T5B,T5C,T6D
			-	-	-	1	-	-	-	-		
4	81131-SX8-T01ZA	COVER, R. FR. SEAT CUSHION										
		TRIM										
	NH279LON GRAY	1	-	-	-	-	-	-	-		T1A

6

B-40

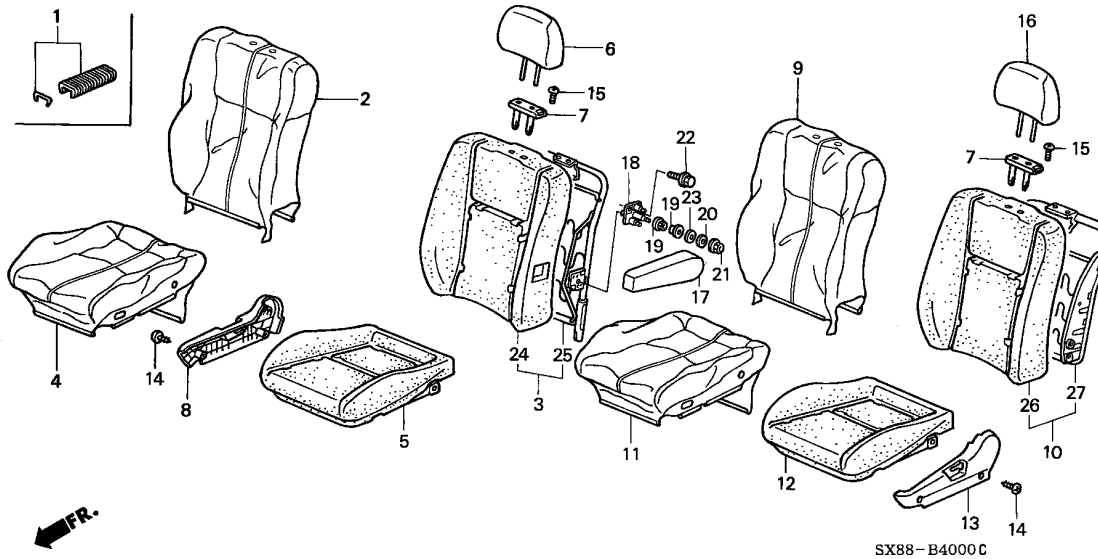
FRONT SEAT

Ref. No.	Part No.	Description	Reqd. QTY								Serial No.	Parts catalogue code
			1996		1998		1999		2001			
			MT	AT	MT	AT	MT	AT	MT	AT		
(4)	81131-SX8-T21ZA	COVER, R. FR. SEAT CUSHION										
		TRIM										
		NH279L.....ON GRAY	1	-	-	-	-	-	-	-	-	----- T3B
				1	-	-	-	-	-	-	-	
	81131-SX8-T02ZA	*NH279L*.....ON GRAY	-	-	1	-	-	-	-	-	-	----- T2A
	81131-SX8-T31ZA	*NH279L*.....ON GRAY	-	-	1	-	-	-	-	-	-	----- T5B,T5C,T6D
			-	-	-	1	-	-	-	-	-	
	81131-SX8-T13ZA	*NH279L*.....ON GRAY	-	-	-	-	1	-	1	-	-	----- T2A
	81131-SX8-T23ZA	*NH279L*.....ON GRAY	-	-	-	-	1	1	-	-	-	----- T8B
	81131-SX8-T33ZA	*NH279L*.....ON GRAY	-	-	-	-	1	1	-	-	-	----- T11B,T11C,T11D
	81131-SX8-T34ZB	*NH361L*.....CF GRAY	-	-	-	-	-	-	1	1	-	----- T4B,T8B
	81131-SX8-T34ZC	*YR169L*.....MILD BEIGE	-	-	-	-	-	-	1	1	-	----- T8B
	81131-SX8-T51ZB	*NH361L*.....CF GRAY	-	-	-	-	-	-	1	1	-	----- T11B,T11C,T11D
	81131-SX8-T51ZC	*YR169L*.....MILD BEIGE	-	-	-	-	-	-	1	1	-	----- T11B,T11C,T11D
5	81132-SX8-T01	PAD & FRAME COMP., R. FR. SEAT CUSHION	1	1	1	1	1	1	1	1		
6	81140-SX8-T01ZA	HEADREST ASSY., FR. SEAT										
		NH279L.....ON GRAY	1	-	1	-	-	-	-	-	-	----- T1A,T2A
	81140-SX8-T11ZA	*NH279L*.....ON GRAY	1	-	1	-	-	-	-	-	-	----- T3B
			-	1	-	-	-	-	-	-	-	
	81140-SX8-T31ZA	*NH279L*.....ON GRAY	-	-	1	-	-	-	-	-	-	----- T5B,T5C,T6D
			-	-	-	1	-	-	-	-	-	
	81140-SX8-T21ZA	*NH279L*.....ON GRAY	-	-	-	-	1	1	-	-	-	----- T8B
	81140-SX8-T32ZA	*NH279L*.....ON GRAY	-	-	-	-	1	1	-	-	-	----- T11B,T11C,T11D
	81140-SX8-T12ZA	*NH279L*.....ON GRAY	-	-	-	-	1	-	1	-	-	----- T2A
	81140-SX8-T33ZB	*NH361L*.....CF GRAY	-	-	-	-	-	-	1	1	-	----- T4B,T8B
	81140-SX8-T33ZC	*YR169L*.....MILD BEIGE	-	-	-	-	-	-	1	1	-	----- T8B
	81140-SX8-T51ZB	*NH361L*.....CF GRAY	-	-	-	-	-	-	1	1	-	----- T11B,T11C,T11D
	81140-SX8-T51ZC	*YR169L*.....MILD BEIGE	-	-	-	-	-	-	1	1	-	----- T11B,T11C,T11D
7	81144-SH3-003ZY	GUIDE COMP., HEADREST										
		NH264L.....CLASSY GRAY	2	2	2	2	2	2	-	-	-	----- T2A
			-	-	-	-	-	-	2	-	-	----- T11B,T4B,T8B
	81144-SH3-003YH	*NH361L*.....CF GRAY	-	-	-	-	-	-	2	-	-	----- T11B,T4B,T8B
			-	-	-	-	-	-	-	2	-	----- T11B,T11C,T11D,T8B
	81144-SH3-003ZX	*YR169L*.....MILD BEIGE	-	-	-	-	-	-	2	2	-	----- T11B,T11C,T11D,T8B
8	81238-SR3-000ZR	COVER, R. RECLINING										
		NH264L.....CLASSY GRAY	1	1	1	1	1	1	-	-	-	----- T2A
			-	-	-	-	-	-	1	-	-	----- T11B,T4B,T8B
	81238-SR3-000ZY	*NH361L*.....CF GRAY	-	-	-	-	-	-	1	-	-	----- T11B,T11C,T11D,T8B
			-	-	-	-	-	-	-	1	-	----- T11B,T11C,T11D,T8B
	81238-SR3-000ZU	*YR169L*.....MILD BEIGE	-	-	-	-	-	-	1	1	-	----- T11B,T11C,T11D,T8B
9	81521-SX8-T01ZA	COVER, L. FR. SEATBACK TRIM										
		NH279L.....ON GRAY	1	-	-	-	-	-	-	-	-	----- T1A
	81521-SX8-T21ZA	*NH279L*.....ON GRAY	1	-	-	-	-	-	-	-	-	----- T3B
			-	1	-	-	-	-	-	-	-	----- T5B,T5C,T6D
			-	-	1	-	-	-	-	-	-	
	81521-SX8-F02ZA	*NH279L*.....ON GRAY	-	-	1	-	-	-	-	-	-	----- T2A
	81521-SX8-T13ZA	*NH279L*.....ON GRAY	-	-	-	-	1	-	1	-	-	----- T2A
	81521-SX8-T23ZA	*NH279L*.....ON GRAY	-	-	-	-	1	1	-	-	-	----- T8B
	81521-SX8-T33ZA	*NH279L*.....ON GRAY	-	-	-	-	1	1	-	-	-	----- T11B,T11C,T11D
	81521-SX8-T34ZB	*NH361L*.....CF GRAY	-	-	-	-	-	-	1	1	-	----- T4B
	81521-SX8-T41ZA	*NH361L*.....CF GRAY	-	-	-	-	-	-	1	1	-	----- T8B
	81521-SX8-T41ZB	*YR169L*.....MILD BEIGE	-	-	-	-	-	-	1	1	-	----- T8B
	81521-SX8-T51ZA	*NH361L*.....CF GRAY	-	-	-	-	-	-	1	1	-	----- T11B,T11C,T11D
	81521-SX8-T51ZB	*YR169L*.....MILD BEIGE	-	-	-	-	-	-	1	1	-	----- T11B,T11C,T11D



B-40

FRONT SEAT



SX88-B4000C

Ref. No.	Part No.	Description	Reqd. QTY								Serial No.	Parts catalogue code
			1996		1998		1999		2001			
			MT	AT	MT	AT	MT	AT	MT	AT		
10	81522-SX8-T01	PAD & FRAME COMP., L. FR. SEATBACK	1	1	-	-	-	-	-	-	-	-
			-	-	1	-	1	-	1	-	-	T2A
			-	-	-	-	1	1	-	-	-	T8B
	81522-SX8-Y01	-	-	1	-	1	1	-	-	-	T11B,T11C,T11D,T5B,T5C,T6D
			-	-	-	1	-	-	-	-	-	
11	81531-SX8-T01ZA	COVER, L. FR. SEAT CUSHION										
		TRIM										
		NH279L.....ON GRAY	1	-	-	-	-	-	-	-	-	T1A
	81531-SX8-T21ZA	*NH279L*.....ON GRAY	1	-	-	-	-	-	-	-	-	T3B
			-	1	-	-	-	-	-	-	-	
	81531-SX8-T02ZA	*NH279L*.....ON GRAY	-	-	1	-	-	-	-	-	-	T2A
	81531-SX8-T31ZA	*NH279L*.....ON GRAY	-	-	1	-	-	-	-	-	-	T5B,T5C,T6D
			-	-	-	1	-	-	-	-	-	
	81531-SX8-T13ZA	*NH279L*.....ON GRAY	-	-	-	-	1	-	1	-	-	T2A
	81531-SX8-T23ZA	*NH279L*.....ON GRAY	-	-	-	-	1	1	-	-	-	T8B
	81531-SX8-T33ZA	*NH279L*.....ON GRAY	-	-	-	-	1	1	-	-	-	T11B,T11C,T11D
	81531-SX8-T34ZB	*NH361L*.....CF GRAY	-	-	-	-	-	-	1	1	-	T4B,T8B
	81531-SX8-T34ZC	*YR169L*.....MILD BEIGE	-	-	-	-	-	-	1	1	-	T8B
	81531-SX8-T51ZA	*NH361L*.....CF GRAY	-	-	-	-	-	-	1	1	-	T11B,T11C,T11D
	81531-SX8-T51ZB	*YR169L*.....MILD BEIGE	-	-	-	-	-	-	1	1	-	T11B,T11C,T11D
12	81532-SX8-T01	PAD & FRAME COMP., L. FR. SEAT CUSHION	1	1	1	1	1	1	1	1		
13	81638-SR3-000ZP	COVER, L. RECLINING										
		NH264L.....CLASSY GRAY	1	1	1	1	1	1	-	-	-	
			-	-	-	-	-	-	1	-	-	T2A

6

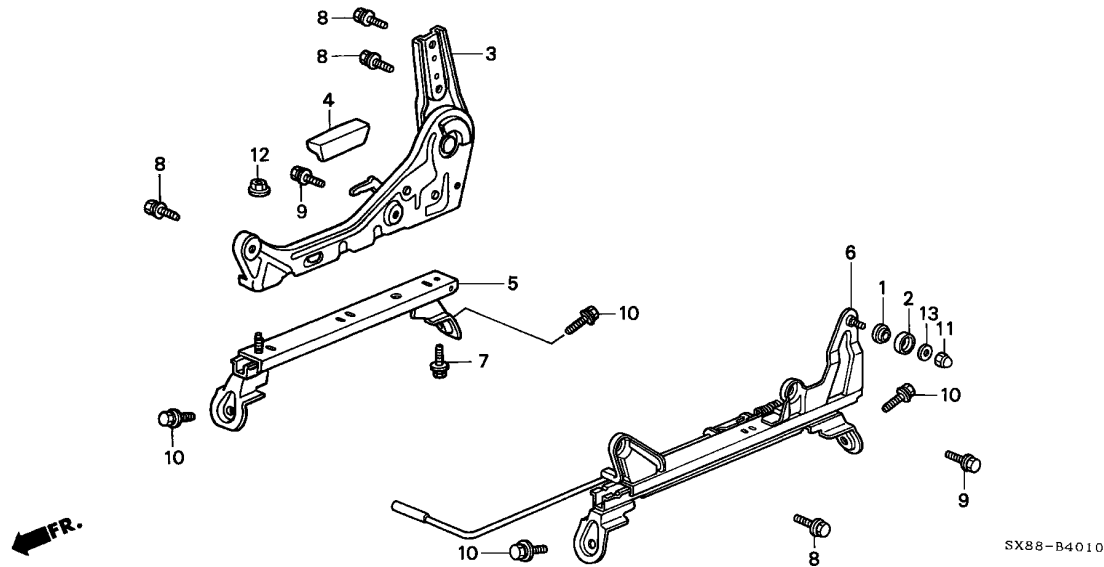
B-40

FRONT SEAT

Ref. No.	Part No.	Description	Reqd. QTY								Serial No.	Parts catalogue code
			1996		1998		1999		2001			
			MT	AT	MT	AT	MT	AT	MT	AT		
13)	81638-SR3-000ZV	COVER, L. RECLINING *NH361L*.....CF GRAY	-	-	-	-	-	-	1	-	-----	T11B,T4B,T8B
	81638-SR3-000ZS	*YR169L*.....MILD BEIGE	-	-	-	-	-	-	1	1	-----	T11B,T11C,T11D,T8B
14	90134-SE3-003	SCREW, TAPPING, 5X10	4	4	4	4	4	4	4	4		
15	90161-SB4-003	SCREW, FLAT, 4X16	2	2	2	2	2	2	2	2		
16	81140-SX8-T01ZA	HEADREST ASSY., FR. SEAT *NH279L*.....ON GRAY	1	-	1	-	-	-	-	-	-----	T1A,T2A
	81140-SX8-T11ZA	*NH279L*.....ON GRAY	1	-	-	-	-	-	-	-	-----	T3B
			-	1	-	-	-	-	-	-		
	81540-SX8-T31ZA	HEADREST ASSY., L. FR. SEAT *NH279L*.....ON GRAY	-	-	1	-	-	-	-	-	-----	T5B,T5C,T6D
			-	-	-	1	-	-	-	-		
	81140-SX8-T12ZA	HEADREST ASSY., FR. SEAT *NH279L*.....ON GRAY	-	-	-	-	1	-	1	-	-----	T2A
	81140-SX8-T21ZA	*NH279L*.....ON GRAY	-	-	-	-	1	1	-	-	-----	T8B
	81140-SX8-T32ZA	*NH279L*.....ON GRAY	-	-	-	-	1	1	-	-	-----	T11B,T11C,T11D
	81140-SX8-T33ZB	*NH361L*.....CF GRAY	-	-	-	-	-	-	1	1	-----	T4B,T8B
	81140-SX8-T33ZC	*YR169L*.....MILD BEIGE	-	-	-	-	-	-	1	1	-----	T8B
	81140-SX8-T51ZB	*NH361L*.....CF GRAY	-	-	-	-	-	-	1	1	-----	T11B,T11C,T11D
	81140-SX8-T51ZC	*YR169L*.....MILD BEIGE	-	-	-	-	-	-	1	1	-----	T11B,T11C,T11D
17	81180-SX8-T41ZA	ARMREST ASSY., R. FR. SEAT *NH361L*.....CF GRAY	-	-	-	-	-	-	1	1	-----	T11B,T11C,T11D,T8B
	81180-SX8-T41ZB	*YR169L*.....MILD BEIGE	-	-	-	-	-	-	1	1	-----	T11B,T11C,T11D,T8B
18	81182-S5A-003	PIN COMP., ARMREST	-	-	-	-	-	-	1	1	-----	T11B,T11C,T11D,T8B
19	81184-SX0-000	BUSH, ARMREST	-	-	-	-	-	-	2	2	-----	T11B,T11C,T11D,T8B
20	90123-SX0-000	WASHER, WAVE, 10MM	-	-	-	-	-	-	1	1	-----	T11B,T11C,T11D,T8B
21	90124-SX0-000	NUT, HEX. CAP, 10MM	-	-	-	-	-	-	1	1	-----	T11B,T11C,T11D,T8B
22	93403-06016-08	BOLT-WASHER, 6X16	-	-	-	-	-	-	2	2	-----	T11B,T11C,T11D,T8B
23	94103-10800	WASHER, PLAIN, 10MM	-	-	-	-	-	-	1	1	-----	T11B,T11C,T11D,T8B
24	81122-SX8-T11	PAD COMP., R. FR. SEATBACK ..	-	-	-	-	-	-	1	1	-----	T4B
	81122-SX8-T21	-	-	-	-	-	-	1	1	-----	T11B,T11C,T11D,T8B
25	81126-SX8-T01	FRAME COMP., R. FR. SEATBACK	-	-	-	-	-	-	1	-	-----	T11B,T4B,T8B
			-	-	-	-	-	-	-	1		
26	81522-SX8-T11	PAD COMP., L. FR. SEATBACK ..	-	-	-	-	-	-	1	-	-----	T11B,T4B,T8B
			-	-	-	-	-	-	-	1		
27	81526-SX8-T01	FRAME COMP., L. FR. SEATBACK	-	-	-	-	-	-	1	-	-----	T11B,T4B,T8B
			-	-	-	-	-	-	-	1		

B-40-10

FRONT SEAT COMPONENTS (R.)



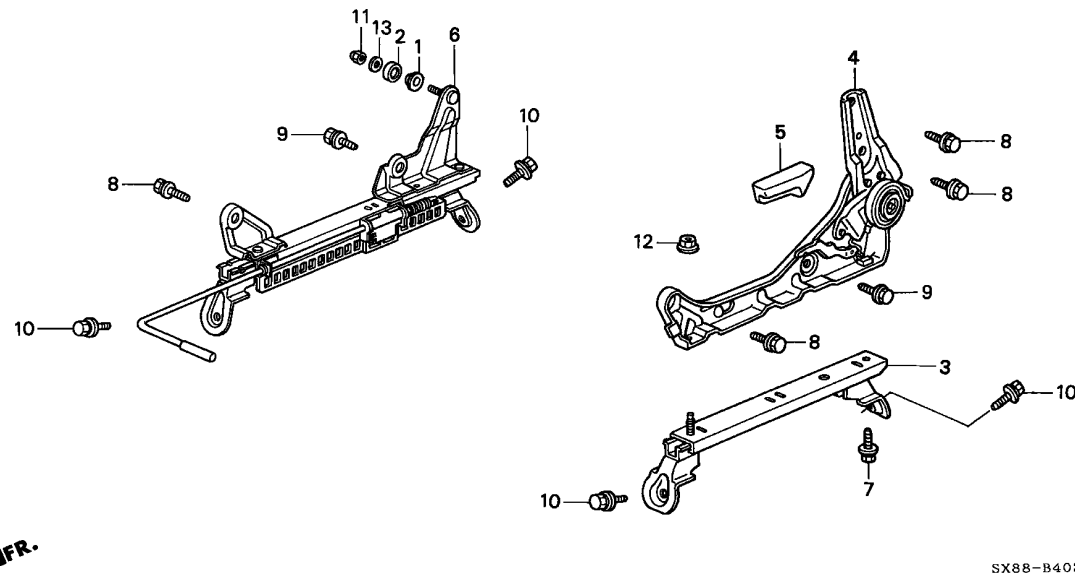
Service item	F.R.T.
KNOB, R. RECLINING	0.1
ADJUSTER, R. INNER SLIDE	0.4
.ADJUSTER, R. OUTER SLIDE	
ADJUSTER, R. RECLINING	0.6

Ref. No.	Part No.	Description	Reqd. QTY								Serial No.	Parts catalogue code
			1996		1998		1999		2001			
			MT	AT	MT	AT	MT	AT	MT	AT		
1	77208-SA5-003	BUSH, NYLON (TS TECH)	1	1	1	1	1	1	1	1		
2	77209-SB0-003	WASHER, NYLON	1	1	1	1	1	1	1	1		
3	81230-S04-J01	ADJUSTER, R. RECLINING	1	1	1	1	1	1	1	1		
4	81231-SR3-003ZS	KNOB, R. RECLINING										
		NH264L.....CLASSY GRAY	1	1	1	1	-	-	-	-		
	81231-S10-003ZB	*NH264L*.....CLASSY GRAY	-	-	-	-	-	1	1	-		
			-	-	-	-	-	-	1	-		T2A
	81231-S10-003ZS	*NH361L*.....CF GRAY	-	-	-	-	-	-	1	-		T11B,T4B,T8B
			-	-	-	-	-	-	-	1		
	81231-S10-003ZF	*YR169L*.....MILD BEIGE	-	-	-	-	-	-	1	1		T11B,T11C,T11D,T8B
5	81260-SX8-T01	ADJUSTER, R. OUTER SLIDE	1	1	1	1	1	1	1	1		
6	81270-SX8-T01	ADJUSTER, R. INNER SLIDE	1	1	1	1	1	1	1	1		
7	90128-SR4-003	BOLT-WASHER, 8X19	1	1	1	1	1	1	1	1		
8	90143-SR3-000	BOLT-WASHER, 10X22	4	4	4	4	4	4	4	4		
9	90143-SX8-000	BOLT, FLANGE, 10X18	2	2	2	2	2	2	2	2		
10	90155-SH3-000	BOLT-WASHER, 8X25	4	4	4	4	4	4	4	4		
11	90301-SAO-000	NUT, FLANGE CAP, 8MM	1	1	1	1	1	1	1	1		
12	94070-08080	NUT-WASHER, 8MM	1	1	1	1	1	1	1	1		
13	94102-08700	WASHER, PLAIN, 8MM	1	1	1	1	1	1	1	1		

6

B-40-20

FRONT SEAT COMPONENTS (L.)



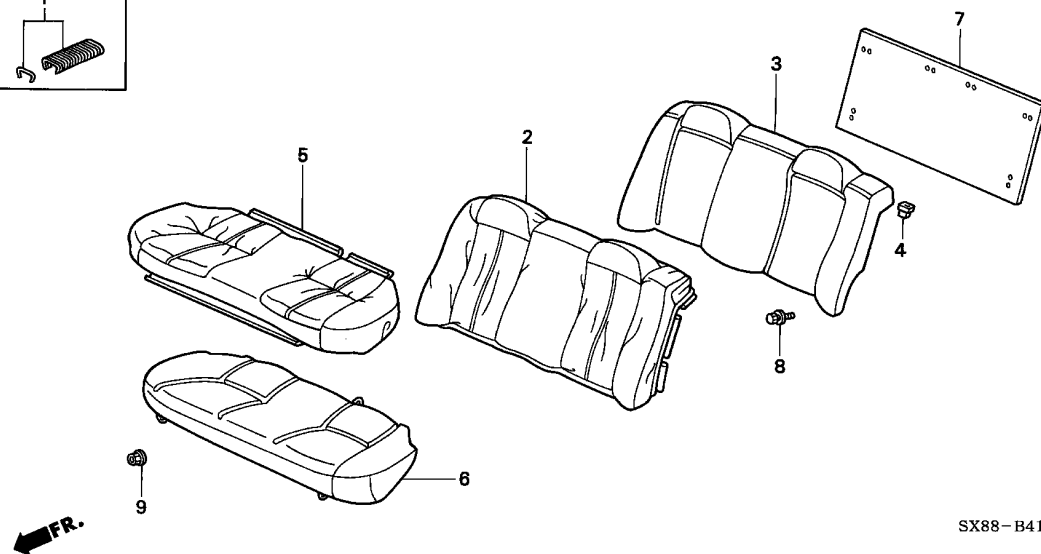
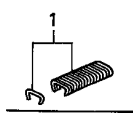
Service item	F.R.T.
KNOB, L. RECLINING	0.1
ADJUSTER, L. INNER SLIDE	0.4
ADJUSTER, R. OUTER SLIDE	0.6
ADJUSTER, L. RECLINING	0.6

SX88-B4020

Ref. No.	Part No.	Description	Reqd. QTY								Serial No.	Parts catalogue code
			1996		1998		1999		2001			
			MT	AT	MT	AT	MT	AT	MT	AT		
1	77208-SA5-003	BUSH, NYLON (TS TECH)	1	1	1	1	1	1	1	1	1	
2	77209-SB0-003	WASHER, NYLON	1	1	1	1	1	1	1	1	1	
3	81260-SX8-T01	ADJUSTER, R. OUTER SLIDE	1	1	1	1	1	1	1	1	1	
4	81630-S04-J01	ADJUSTER, L. RECLINING	1	1	1	1	1	1	1	1	1	
5	81631-SR3-003ZP	KNOB, L. RECLINING										
		NH264L.....CLASSY GRAY	1	1	1	1	-	-	-	-	-	
	81631-S10-003ZM	*NH264L*.....CLASSY GRAY	-	-	-	-	1	1	-	-	-	
			-	-	-	-	-	-	1	-	-	----- T2A
	81631-S10-003ZT	*NH361L*.....CF GRAY	-	-	-	-	-	-	1	-	-	----- T11B,T4B,T8B
			-	-	-	-	-	-	-	1	-	
	81631-S10-003ZB	*YR169L*.....MILD BEIGE	-	-	-	-	-	-	1	1	-	----- T11B,T11C,T11D,T8B
6	81670-SX8-T01	ADJUSTER, L. INNER SLIDE	1	1	1	1	1	1	1	1	1	
7	90128-SR4-003	BOLT-WASHER, 8X19	1	1	1	1	1	1	1	1	1	
8	90143-SR3-000	BOLT-WASHER, 10X22	4	4	4	4	4	4	4	4	4	
9	90143-SX8-000	BOLT, FLANGE, 10X18	2	2	2	2	2	2	2	2	2	
10	90155-SH3-000	BOLT-WASHER, 8X25	4	4	4	4	4	4	4	4	4	
11	90301-SAO-000	NUT, FLANGE CAP, 8MM	1	1	1	1	1	1	1	1	1	
12	94070-08080	NUT-WASHER, 8MM	1	1	1	1	1	1	1	1	1	
13	94102-08700	WASHER, PLAIN, 8MM	1	1	1	1	1	1	1	1	1	

B-41

REAR SEAT



SX88-B4100A

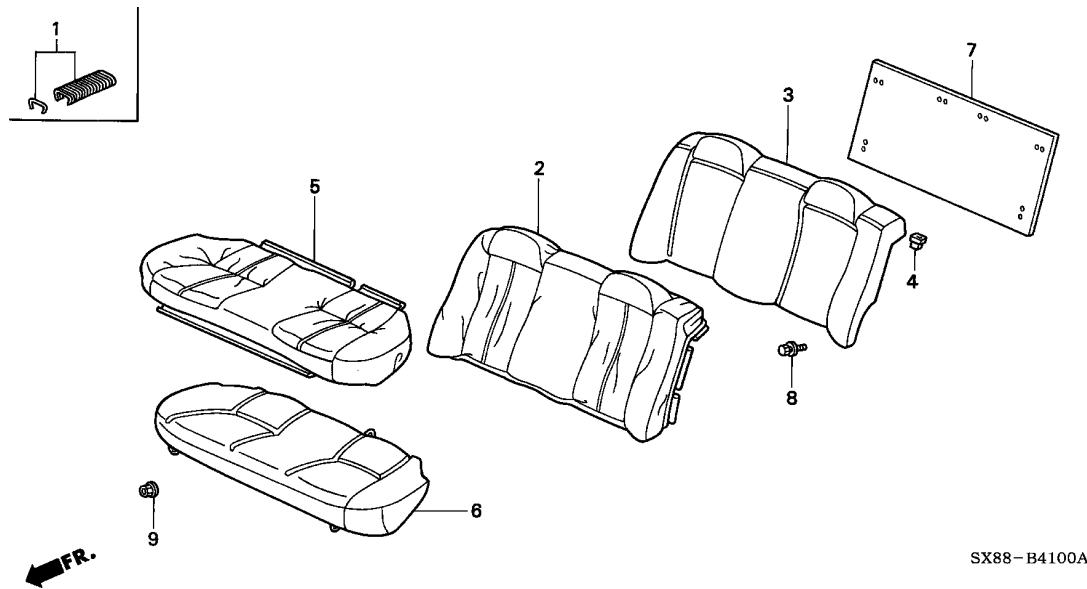
Service item	F.R.T.
COVER, RR. BULKHEAD	0.4
COVER, RR. SEAT CUSHION TRIM	1.0
.PAD & FRAME COMP., RR. SEAT CUSHION	
COVER, RR. SEATBACK TRIM	1.4
.PAD & FRAME COMP., RR. SEATBACK	

Ref. No.	Part No.	Description	Reqd. QTY								Serial No.	Parts catalogue code
			1996		1998		1999		2001			
			MT	AT	MT	AT	MT	AT	MT	AT		
1	04810-SB3-R00	C CLIP SET, TRIM FASTENER (100 PIECES)	1	1	1	1	1	1	1	1		
	04810-SB3-000	C CLIP SET, TRIM FASTENER (30 PIECES)	1	1	1	1	1	1	1	1		
2	82121-SX8-T01ZA	COVER, RR. SEATBACK TRIM										
	NH279L	ON GRAY	1	-	-	-	-	-	-	-		T1A
	82121-SX8-T02ZA	*NH279L* ON GRAY	-	-	1	-	-	-	-	-		T2A
	82121-SX8-T11ZA	*NH279L* ON GRAY	1	-	-	-	-	-	-	-		T3B
	82121-SX8-T31ZA	*NH279L* ON GRAY	-	1	-	-	-	-	-	-		T5B,T5C,T6D
	82121-SX8-T13ZA	*NH279L* ON GRAY	-	-	-	1	-	1	-	-		T2A
	82121-SX8-T21ZA	*NH279L* ON GRAY	-	-	-	1	1	-	-	-		T8B
	82121-SX8-T33ZA	*NH279L* ON GRAY	-	-	-	1	1	-	-	-		T11B,T11C,T11D
	82121-SX8-T41ZA	*NH361L* CF GRAY	-	-	-	-	-	1	1	-		T4B,T8B
	82121-SX8-T41ZB	*YR169L* MILD BEIGE	-	-	-	-	-	1	1	-		T8B
	82121-SX8-T51ZA	*NH361L* CF GRAY	-	-	-	-	-	1	1	-		T11B,T11C,T11D
	82121-SX8-T51ZB	*YR169L* MILD BEIGE	-	-	-	-	-	1	1	-		T11B,T11C,T11D
3	82122-SX8-T02	PAD & FRAME COMP., RR. SEATBACK	1	1	1	1	1	1	1	1		
4	82127-SH4-003	COLLAR, RR. SEATBACK SETTING	3	3	3	3	3	3	3	3		
5	82131-SX8-T01ZA	COVER, RR. SEAT CUSHION TRIM										
	NH279L	ON GRAY	1	-	-	-	-	-	-	-		T1A
	82131-SX8-T02ZA	*NH279L* ON GRAY	-	-	1	-	-	-	-	-		T2A
	82131-SX8-T11ZA	*NH279L* ON GRAY	1	-	-	-	-	-	-	-		T3B
	82131-SX8-T31ZA	*NH279L* ON GRAY	-	1	-	-	-	-	-	-		T5B,T5C,T6D
	82131-SX8-T13ZA	*NH279L* ON GRAY	-	-	-	1	-	-	-	-		T2A



B-41

REAR SEAT

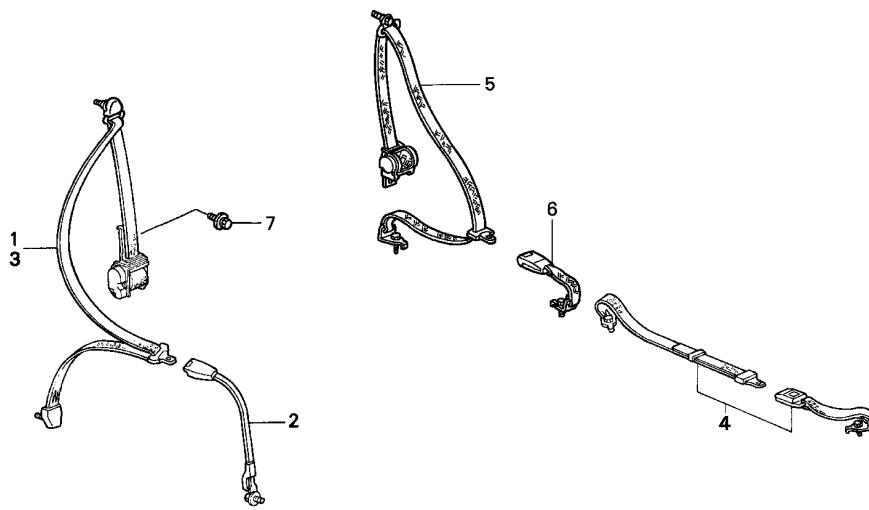


Ref. No.	Part No.	Description	Reqd. QTY								Serial No.	Parts catalogue code
			1996		1998		1999		2001			
			MT	AT	MT	AT	MT	AT	MT	AT		
(5)	82131-SX8-T21ZA	COVER, RR. SEAT CUSHION TRIM										
		NH279L.....ON GRAY	-	-	-	-	1	1	-	-	-----	----- T8B
	82131-SX8-T33ZA	*NH279L*.....ON GRAY	-	-	-	-	1	1	-	-	-----	----- T11B,T11C,T11D
	82131-SX8-T41ZA	*NH361L*.....CF GRAY	-	-	-	-	-	-	1	1	-----	----- T4B,T8B
	82131-SX8-T41ZB	*YR169L*.....MILD BEIGE	-	-	-	-	-	-	1	1	-----	----- T8B
	82131-SX8-T51ZA	*NH361L*.....CF GRAY	-	-	-	-	-	-	1	1	-----	----- T11B,T11C,T11D
	82131-SX8-T51ZB	*YR169L*.....MILD BEIGE	-	-	-	-	-	-	1	1	-----	----- T11B,T11C,T11D
6	82132-SX8-T01	PAD & FRAME COMP., RR. SEAT CUSHION	1	1	1	1	1	1	1	1		
7	82325-SX8-T01	COVER, RR. BULKHEAD	1	1	1	1	1	1	1	1		
8	93405-06016-08	BOLT-WASHER, 6X16	2	2	2	2	2	2	2	2		
9	94071-06080	NUT-WASHER, 6MM	1	1	1	1	1	1	1	1		



B-41-20

SEATBELTS



SX88-B4120A

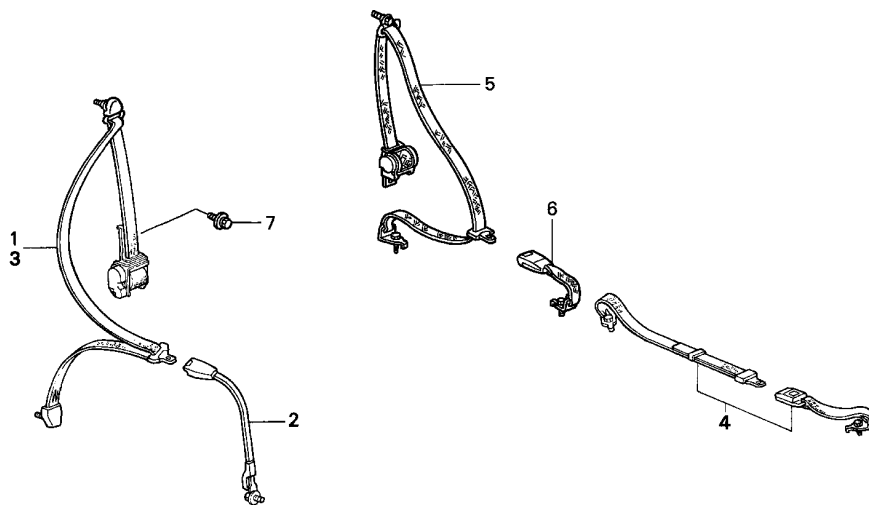
Service item	F.R.T.
BUCKLE, SEATBELT INNER	0.1
SEATBELT ASSY., RR. CENTER ...	0.3
.TONGUE, R. SEATBELT OUTER	

Ref. No.	Part No.	Description	Reqd. QTY								Serial No.	Parts catalogue code
			1996		1998		1999		2001			
			MT	AT	MT	AT	MT	AT	MT	AT		
1	81450-SX8-T01ZA	TONGUE, R. SEATBELT OUTER *NH167L*.....GRAPHITE BLACK	1	1	1	1	1	1	-	-		
	81450-SX8-T01ZB	*NH361L*.....CF GRAY	-	-	-	-	-	-	1	-	-----	T2A
	81450-SX8-T01ZC	*YR169L*.....MILD BEIGE	-	-	-	-	-	-	-	1	-----	T11B,T4B,T8B
2	81455-SX8-T01ZA	BUCKLE, SEATBELT INNER *NH167L*.....GRAPHITE BLACK	2	2	2	2	2	2	-	-		
	81455-SX8-T01ZB	*NH361L*.....CF GRAY	-	-	-	-	-	-	2	-	-----	T2A
	81455-SX8-T01ZC	*YR169L*.....MILD BEIGE	-	-	-	-	-	-	2	-	-----	T11B,T4B,T8B
3	81850-SX8-T01ZA	TONGUE, L. SEATBELT OUTER *NH167L*.....GRAPHITE BLACK	1	1	1	1	1	1	-	-		
	81850-SX8-T01ZB	*NH361L*.....CF GRAY	-	-	-	-	-	-	1	-	-----	T2A
	81850-SX8-T01ZC	*YR169L*.....MILD BEIGE	-	-	-	-	-	-	1	-	-----	T11B,T4B,T8B
4	82400-SX8-T01ZA	SEATBELT ASSY., RR. CENTER *NH167L*.....GRAPHITE BLACK	2	2	-	-	-	-	-	-		
	82450-SX8-T11ZA	TONGUE, R. RR. SEATBELT OUTER *NH167L*.....GRAPHITE BLACK	-	-	2	-	-	-	-	-	-----	T2A
	82450-SX8-T11ZB	*NH361L*.....CF GRAY	-	-	-	2	2	2	-	-	-----	T5B,T5C,T6D
	82450-SX8-T11ZC	*YR169L*.....MILD BEIGE	-	-	-	-	-	-	2	-	-----	T2A
	82450-SX8-T11ZD	*YR169L*.....MILD BEIGE	-	-	-	-	-	-	2	-	-----	T11B,T4B,T8B
	82450-SX8-T11ZE	*YR169L*.....MILD BEIGE	-	-	-	-	-	-	2	2	-----	T11B,T11C,T11D,T8B



B-41-20

SEATBELTS



←FR.

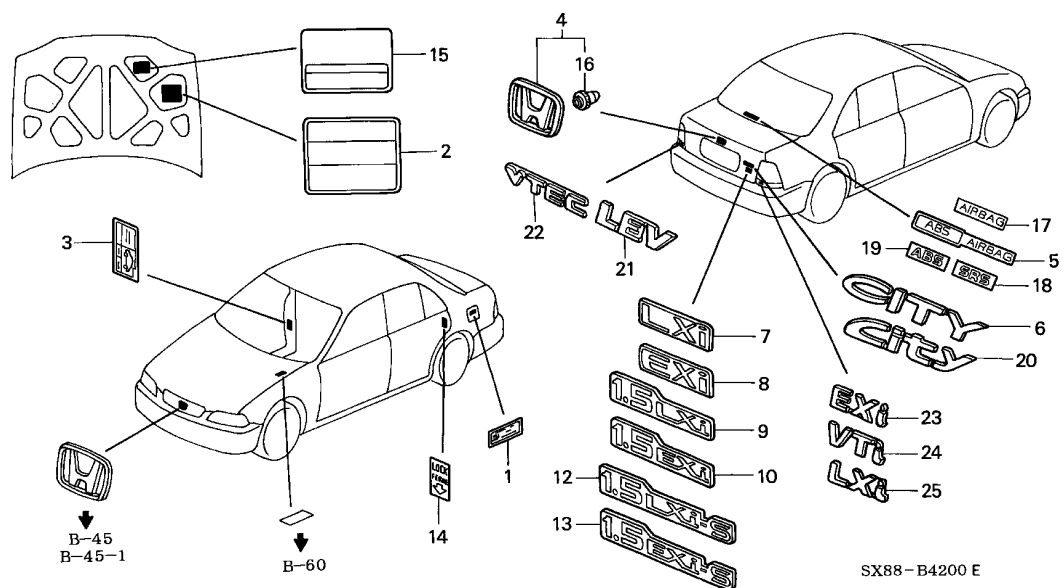
SX88-B4120A

Ref. No.	Part No.	Description	Reqd. QTY								Serial No.	Parts catalogue code	
			1996		1998		1999		2001				
			MT	AT	MT	AT	MT	AT	MT	AT			
6	82455-SX8-T11ZA	BUCKLE, RR. SEATBELT INNER	-	-	2	-	-	-	-	-	-	-	T5B,T5C,T6D
		NH167L.....GRAPHITE BLACK	-	-	-	2	2	2	-	-	-	-	T2A
	82455-SX8-T11ZB	*NH361L*.....CF GRAY	-	-	-	-	-	-	2	-	-	-	T11B,T4B,T8B
	82455-SX8-T11ZC	*YR169L*.....MILD BEIGE	-	-	-	-	-	-	2	2	-	-	T11B,T11C,T11D,T8B
7	93405-06016-08	BOLT-WASHER, 6X16	2	2	2	2	2	2	2	2	-	-	



B-42

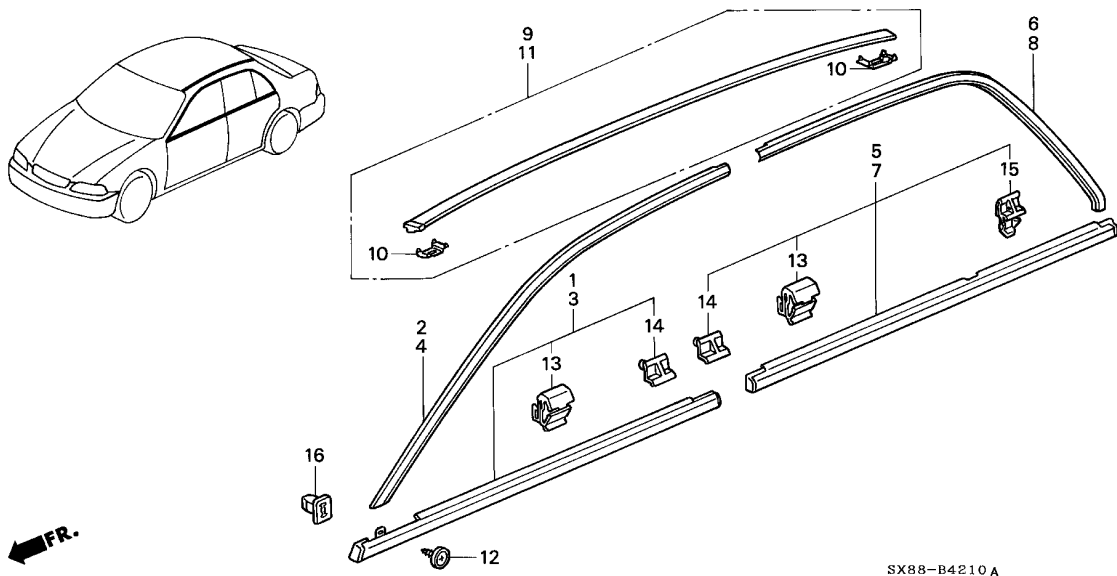
EMBLEMS



Ref. No.	Part No.	Description	Reqd. QTY								Serial No.	Parts catalogue code
			1996		1998		1999		2001			
			MT	AT	MT	AT	MT	AT	MT	AT		
13	75731-SX8-T70	EMBLEM, RR. (1.5EXI-S)	-	-	-	1	-	-	-	-	-	T10D
14	76501-SA1-600	PLATE, RR. DOOR LOCK CAUTION	-	-	2	2	2	2	2	2	-	
15	77871-SM4-A60	LABEL, SRS CAUTION	-	-	1	1	-	1	-	1	-	T10D,T11C,T11D,T5C,T6D,T9C
16	91512-SR3-004	CLIP, TUBULAR	2	2	2	2	2	2	2	2	-	
17	75717-SX8-T00ZA	STICKER, RR. (AIRBAG) *TYPEHS7*.....HAIL SILVER-7	-	-	1	1	-	-	-	-	-	T5C,T9C
18	75717-SX8-T10ZA	STICKER, RR. (SRS) *TYPEHS7*.....HAIL SILVER-7	-	-	-	-	-	1	-	1	-	T11D
19	75717-SX8-T20ZA	STICKER, RR. (ABS) *TYPEHS7*.....HAIL SILVER-7	-	-	-	-	-	1	-	1	-	T11D
20	75722-SX8-T30	EMBLEM, RR. (CITY)	-	-	-	-	1	1	1	1	-	
21	75723-S04-J12	EMBLEM, RR. (LEV)	-	-	-	-	1	1	1	1	-	T11B,T11C,T11D
22	75725-S04-T00	EMBLEM, RR. (VTEC)	-	-	-	-	1	1	1	1	-	T11B,T11C,T11D
23	75731-SX8-V00	EMBLEM, RR. (EXI)	-	-	-	-	1	1	1	1	-	T8B
24	75731-SX8-V10	EMBLEM, RR. (VTI)	-	-	-	-	1	1	1	1	-	T11B,T11C,T11D
25	75731-SX8-V20	EMBLEM, RR. (LXI)	-	-	-	-	-	-	1	1	-	T4B

B-42-10

MOLDING



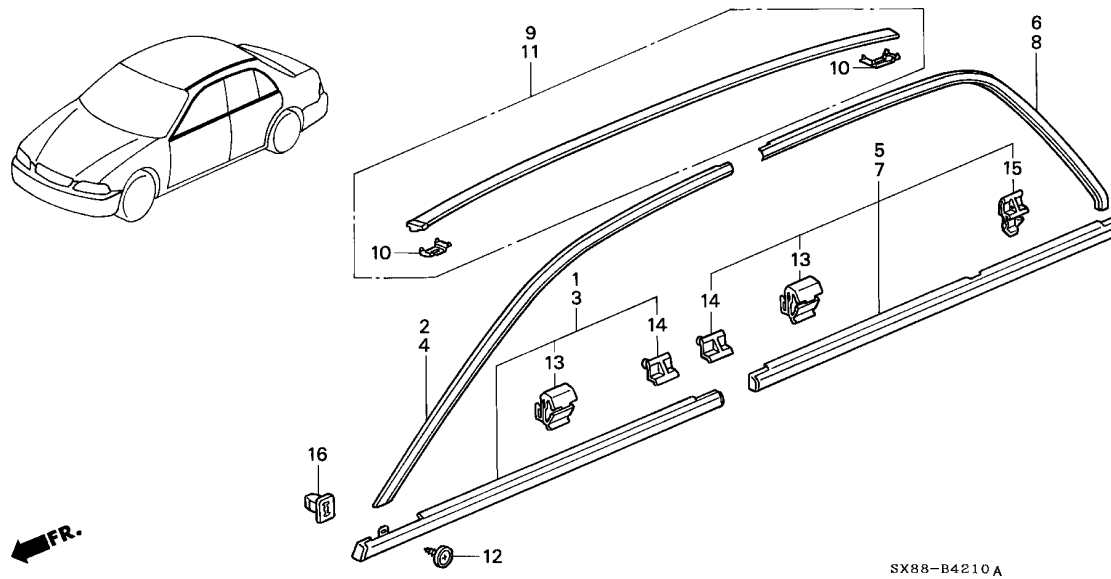
Service item	F.R.T.
MOLDING ASSY., R. ROOF	0.2
MOLDING ASSY., R. RR. DOOR	
MOLDING ASSY., R. FR. DOOR ...	0.3
MOLDING, R. FR. DOOR SASH	0.5
MOLDING, R. RR. DOOR SASH	

Ref. No.	Part No.	Description	Reqd. QTY								Serial No.	Parts catalogue code
			1996		1998		1999		2001			
			MT	AT	MT	AT	MT	AT	MT	AT		
1	72410-SH4-003	MOLDING ASSY., R. FR. DOOR ..	1	1	-	-	-	-	-	-	-	
	72410-SH4-901	-	-	1	-	1	1	1	1	1	----- T2A,T4B,T8B ----- T11B,T11C,T11D,T5B,T5C,T6D
2	72420-SX8-901	MOLDING, R. FR. DOOR SASH ...	-	-	1	-	1	1	1	1	1	----- T11B,T11C,T11D,T5B,T5C,T6D
3	72450-SH4-003	MOLDING ASSY., L. FR. DOOR ..	1	1	-	-	-	-	-	-	-	
	72450-SH4-901	-	-	1	-	1	1	1	1	1	----- T2A,T4B,T8B ----- T11B,T11C,T11D,T5B,T5C,T6D
4	72460-SX8-901	MOLDING, L. FR. DOOR SASH ...	-	-	1	-	1	1	1	1	1	----- T11B,T11C,T11D,T5B,T5C,T6D
5	72910-SH4-003	MOLDING ASSY., R. RR. DOOR ..	1	1	-	-	-	-	-	-	-	
	72910-SH4-901	-	-	1	-	1	1	1	1	1	----- T2A,T4B,T8B ----- T11B,T11C,T11D,T5B,T5C,T6D
6	72920-SX8-901	MOLDING, R. RR. DOOR SASH ...	-	-	1	-	1	1	1	1	1	----- T11B,T11C,T11D,T5B,T5C,T6D
7	72950-SH4-003	MOLDING ASSY., L. RR. DOOR ..	1	1	-	-	-	-	-	-	-	
	72950-SH4-901	-	-	1	-	1	1	1	1	1	----- T2A,T4B,T8B ----- T11B,T11C,T11D,T5B,T5C,T6D
8	72960-SX8-901	MOLDING, L. RR. DOOR SASH ...	-	-	1	-	1	1	1	1	1	----- T11B,T11C,T11D,T5B,T5C,T6D
9	74306-SX8-T01	MOLDING ASSY., R. ROOF	1	1	1	1	1	1	1	1	1	
10	74308-ST0-003	BRACKET, ROOF MOLDING	4	4	4	4	4	4	4	4	4	
11	74316-SX8-T01	MOLDING ASSY., L. ROOF	1	1	1	1	1	1	1	1	1	

6

B-42-10

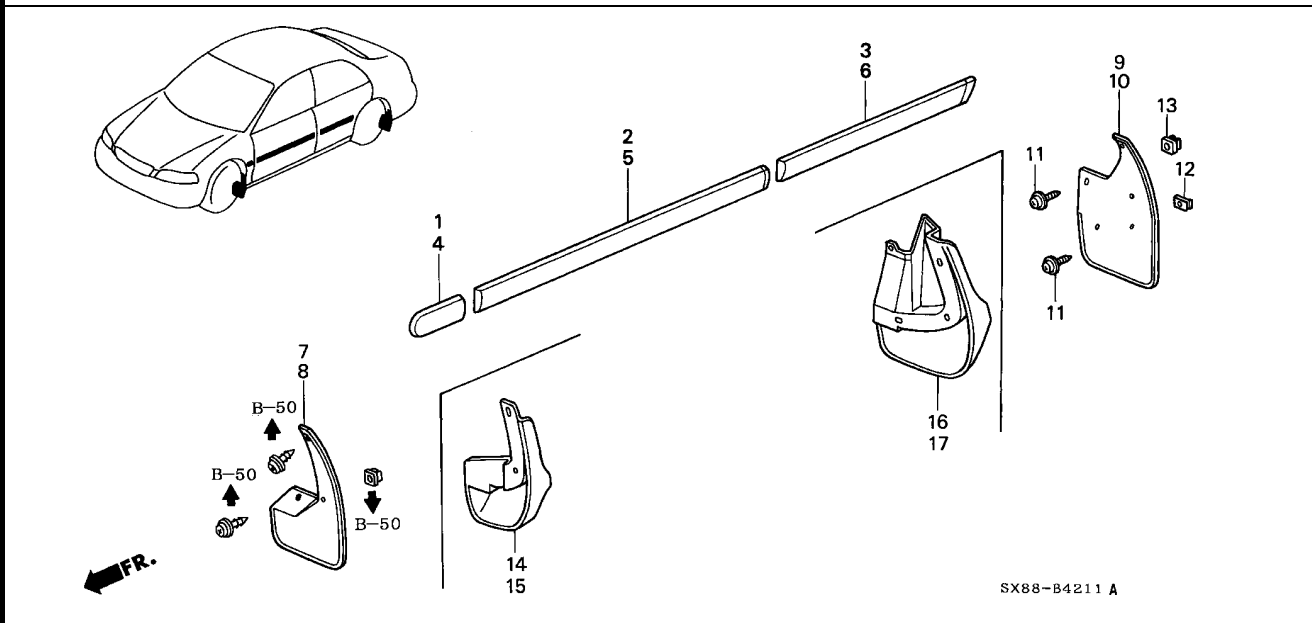
MOLDING



Ref. No.	Part No.	Description	Reqd. QTY								Serial No.	Parts catalogue code
			1996		1998		1999		2001			
			MT	AT	MT	AT	MT	AT	MT	AT		
12	90116-SE0-000	SCREW, TAPPING, 4X12	2	2	2	2	2	2	2	2		
13	90601-SH3-014	CLIP, DOOR MOLDING	18	18	18	18	18	18	18	18		
14	91502-SH4-003	CLIP, CAP END	4	4	4	4	4	4	4	4		
15	91510-SH4-003	CLIP, RR. CAP END	2	2	2	2	2	2	2	2		
16	91611-SH2-003	GROMMET, SCREW ADJUSTER	2	2	2	2	2	2	2	2		

B-42-11

PROTECTOR



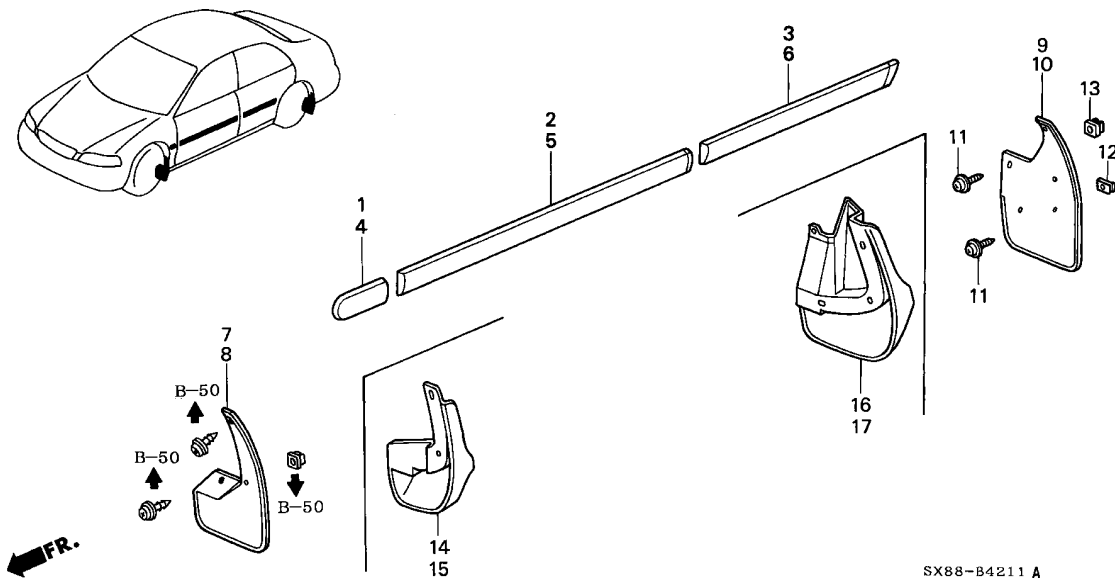
Service item	F.R.T.
MUDGUARD, R. FR.	0.1
MUDGUARD, R. RR.	
PROTECTOR COMP., R. FR. FENDER	
PROTECTOR COMP., R. FR. DOOR	0.2
PROTECTOR COMP., R. RR. DOOR	

Ref. No.	Part No.	Description	Reqd. QTY								Serial No.	Parts catalogue code
			1996		1998		1999		2001			
			MT	AT	MT	AT	MT	AT	MT	AT		
1	75301-SX8-T00	PROTECTOR COMP., R. FR. FENDER	1	1	1	1	1	1	-	-		
	75301-SX8-T10ZA	*T99*.....UNPAINTED	-	-	-	-	-	-	1	1	-----	----- T2A,T4B,T8B
2	75302-SX8-T00	PROTECTOR COMP., R. FR. DOOR	1	1	1	1	1	1	-	-		
	75302-SX8-T10ZA	*T99*.....UNPAINTED	-	-	-	-	-	-	1	1	-----	----- T2A,T4B,T8B
3	75303-SX8-T00	PROTECTOR COMP., R. RR. DOOR	1	1	1	1	1	1	-	-		
	75303-SX8-T10ZA	*T99*.....UNPAINTED	-	-	-	-	-	-	1	1	-----	----- T2A,T4B,T8B
4	75321-SX8-T00	PROTECTOR COMP., L. FR. FENDER	1	1	1	1	1	1	-	-		
	75321-SX8-T10ZA	*T99*.....UNPAINTED	-	-	-	-	-	-	1	1	-----	----- T2A,T4B,T8B
5	75322-SX8-T00	PROTECTOR COMP., L. FR. DOOR	1	1	1	1	1	1	-	-		
	75322-SX8-T10ZA	*T99*.....UNPAINTED	-	-	-	-	-	-	1	1	-----	----- T2A,T4B,T8B
6	75323-SX8-T00	PROTECTOR COMP., L. RR. DOOR	1	1	1	1	1	1	-	-		
	75323-SX8-T10ZA	*T99*.....UNPAINTED	-	-	-	-	-	-	1	1	-----	----- T2A,T4B,T8B
7	75800-SX8-T00	MUDGUARD, R. FR.	1	1	-	1	-	-	-	-		
			-	-	1	-	-	-	-	-	-----	----- T5B,T5C,T6D
8	75810-SX8-T00	MUDGUARD, L. FR.	1	1	-	1	-	-	-	-		
			-	-	1	-	-	-	-	-	-----	----- T5B,T5C,T6D
9	75820-SX8-T00	MUDGUARD, R. RR.	1	1	-	1	-	-	-	-		
			-	-	1	-	-	-	-	-	-----	----- T5B,T5C,T6D
10	75830-SX8-T00	MUDGUARD, L. RR.	1	1	-	1	-	-	-	-		
			-	-	1	-	-	-	-	-	-----	----- T5B,T5C,T6D



B-42-11

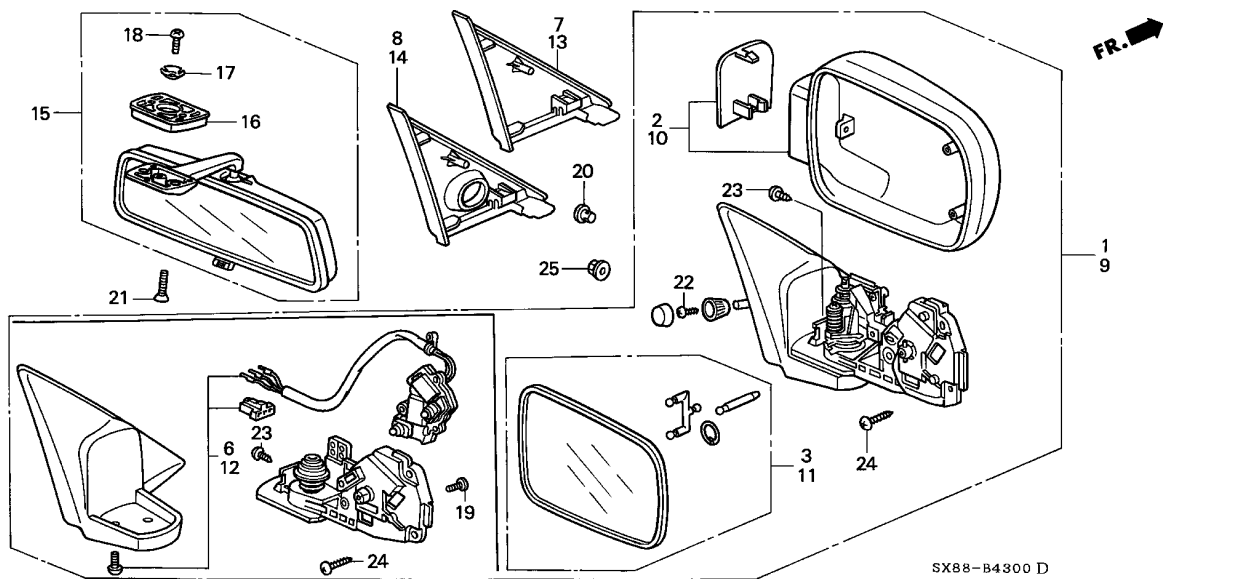
PROTECTOR



Ref. No.	Part No.	Description	Reqd. QTY								Serial No.	Parts catalogue code
			1996		1998		1999		2001			
			MT	AT	MT	AT	MT	AT	MT	AT		
11	90126-SA7-000	SCREW-WASHER, 5X20	10	10	-	10	-	-	8	8		
12	90308-SB2-013	NUT, SUSPENSION, 5MM	8	8	-	8	-	-	6	6	-----	T5B,T5C,T6D
13	90682-SB0-003	GROMMET, SCREW, 5MM	2	2	-	2	-	-	2	2	-----	T5B,T5C,T6D
14	75800-SX8-F01	MUDGUARD, R. FR.	-	-	2	-	-	-	1	1	-----	T5B,T5C,T6D
15	75810-SX8-F01	MUDGUARD, L. FR.	-	-	-	-	-	-	1	1		
16	75820-SX8-F10	MUDGUARD, R. RR.	-	-	-	-	-	-	1	1		
17	75830-SX8-F10	MUDGUARD, L. RR.	-	-	-	-	-	-	1	1		

B-43

MIRROR



Service item	F.R.T.
GARNISH, R. DOOR MIRROR	0.1
.MIRROR ASSY., RR. VIEW	
.MIRROR, R.	
MIRROR ASSY., R. DOOR	0.2
HOUSING SET, R.	0.3
ACTUATOR ASSY., R.	0.6

Ref. No.	Part No.	Description	Reqd. QTY								Serial No.	Parts catalogue code
			1996		1998		1999		2001			
			MT	AT	MT	AT	MT	AT	MT	AT		
1	76200-SX8-T04	MIRROR ASSY., R. DOOR	1	1	-	-	-	-	-	-		
	76200-SX8-T21ZF	MIRROR ASSY., R. DOOR (R.C.)	-	-	1	-	1	-	1	1	-----	T2A,T4B
	T99UNPAINTED	-	-	-	1	-	1	-	-	-----	T11B,T11C,T11D,T5B,T5C,T6D,T8B
2	76201-SX8-T04	HOUSING SET, R.	1	1	-	-	-	-	-	-		
	76201-SX8-T21ZA	*T99*.....UNPAINTED	-	-	1	-	1	-	1	1	-----	T2A,T4B
			-	-	-	1	-	1	-	-	-----	T11B,T11C,T11D,T5B,T5C,T6D,T8B
3	76203-SX8-T04	MIRROR, R. (1400R)	1	1	-	-	-	-	-	-		
	76203-SX8-T21	-	-	1	-	1	-	1	1	-----	T2A,T4B
			-	-	-	1	-	1	-	-	-----	T11B,T11C,T11D,T5B,T5C,T6D,T8B
6	76210-SX8-T21	ACTUATOR ASSY., R.	-	-	1	-	1	-	1	1	-----	T11B,T11C,T11D,T5B,T5C,T6D,T8B
			-	-	-	1	-	1	-	-	-----	
7	76220-SH4-900	GARNISH, R. DOOR MIRROR (R.C.)	-	-	1	-	1	-	1	1	-----	T11B,T11C,T11D,T5B,T5C,T6D,T8B
			-	-	-	1	-	1	-	-	-----	
8	76220-SX8-T00	GARNISH, R. DOOR MIRROR	1	1	-	-	-	-	-	-		
			-	-	1	-	1	-	1	1	-----	T2A,T4B
9	76250-SX8-T04	MIRROR ASSY., L. DOOR	1	1	-	-	-	-	-	-		
	76250-SX8-T21ZF	MIRROR ASSY., L. DOOR (R.C.)	-	-	1	-	1	-	1	1	-----	T2A,T4B
	T99UNPAINTED	-	-	-	1	-	1	-	-	-----	T11B,T11C,T11D,T5B,T5C,T6D,T8B
			-	-	-	1	-	1	-	-	-----	
10	76251-SX8-T04	HOUSING SET, L.	1	1	-	-	-	-	-	-		
	76251-SX8-T21ZA	*T99*.....UNPAINTED	-	-	1	-	1	-	1	1	-----	T2A,T4B
			-	-	-	1	-	1	-	-	-----	T11B,T11C,T11D,T5B,T5C,T6D,T8B



B-43

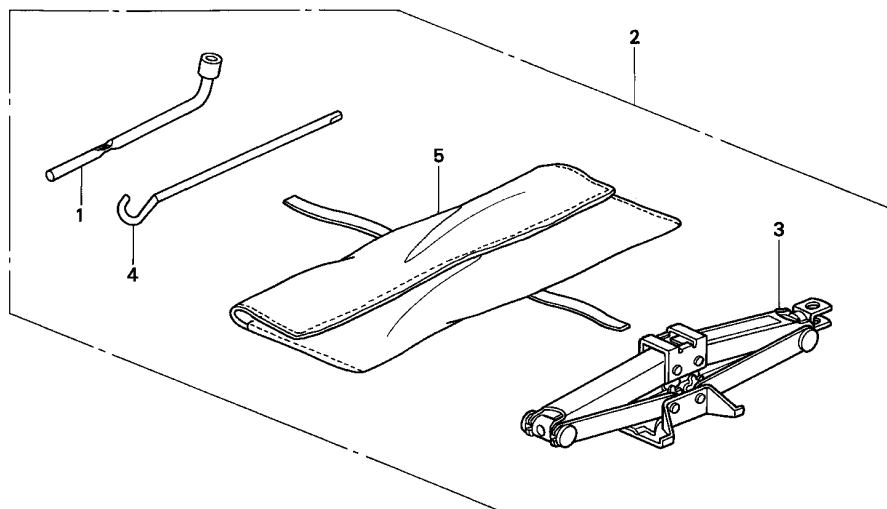
MIRROR

Ref. No.	Part No.	Description	Reqd. QTY								Serial No.	Parts catalogue code		
			1996		1998		1999		2001					
			MT	AT	MT	AT	MT	AT	MT	AT				
11	76253-SX8-T04	MIRROR, L. (1400R)	1	1	-	-	-	-	-	-	-	-		
	76253-SX8-T21	-	-	1	-	1	-	1	1	-----	-----	T2A,T4B	
			-	-	1	-	1	-	1	1	-----	-----	T11B,T11C,T11D,T5B,T5C,T6D,T8B	
12	76260-SX8-T21	ACTUATOR ASSY., L.	-	-	1	-	1	-	1	1	-----	-----	T11B,T11C,T11D,T5B,T5C,T6D,T8B	
13	76270-SH4-900	GARNISH, L. DOOR MIRROR (R.C.)	-	-	1	-	1	-	1	1	-----	-----	T11B,T11C,T11D,T5B,T5C,T6D,T8B	
14	76270-SX8-T00	GARNISH, L. DOOR MIRROR	1	1	-	-	-	-	-	-	-	-		
			-	-	1	-	1	-	1	1	-----	-----	T2A,T4B	
15	76400-SX8-T01ZA	MIRROR ASSY., RR. VIEW (DAY/NIGHT)												
		NH220L.....CLEAR GRAY	1	1	-	-	-	-	-	-	-	-		
			-	-	1	-	1	-	1	1	-----	-----	T2A,T4B	
	76400-SX8-T11ZA	*NH220L*.....CLEAR GRAY	-	-	1	-	1	-	1	1	-----	-----	T11B,T11C,T11D,T5B,T5C,T6D,T8B	
			-	-	1	-	1	-	1	1	-----	-----	T11B,T11C,T11D,T5B,T5C,T6D,T8B	
	76400-SX8-T11ZB	*YR169L*.....MILD BEIGE	-	-	-	-	-	-	1	1	-----	-----	T11B,T11C,T11D,T8B	
16	76401-SX8-T01ZA	BASE												
		NH220L.....CLEAR GRAY	1	1	1	1	1	1	1	1				
	76401-SX8-T01ZB	*YR169L*.....MILD BEIGE	-	-	-	-	-	-	1	1	-----	-----	T11B,T11C,T11D,T8B	
17	76409-SX8-T01	CATCH	1	1	1	1	1	1	1	1				
18	76410-SX8-T01	SCREW, TAPPING, 6X10	1	1	1	1	1	1	1	1				
19	90145-S04-006	SCREW, 3X16	-	-	6	-	6	-	6	6	-----	-----	T11B,T11C,T11D,T5B,T5C,T6D,T8B	
20	91610-SH3-003	GROMMET, MIRROR GARNISH	2	2	2	2	2	2	2	2				
21	93600-05020-0A	SCREW, FLAT, 5X20	2	2	-	-	-	-	-	-				
	90153-SX8-000	SCREW, FLAT LOCK, 5X20	-	-	2	2	2	2	2	2				
22	93901-22220	SCREW, TAPPING, 3X10	2	2	-	-	-	-	-	-				
			-	-	2	-	2	-	2	2	-----	-----	T2A,T4B	
23	93903-24320	SCREW, TAPPING, 4X12	8	8	-	2	-	2	-	2	-----	-----	T11B,T11C,T11D,T5B,T5C,T6D,T8B	
			-	-	2	-	2	-	2	2	-----	-----	T2A,T4B	
			-	-	8	-	8	-	8	8	-----	-----	T2A,T4B	
24	93903-24420	SCREW, TAPPING, 4X16	4	4	4	4	4	4	4	4				
25	94050-05080	NUT, FLANGE, 5MM	6	6	6	6	6	6	6	6				



B-44

TOOLS/JACK



SX88-B4400

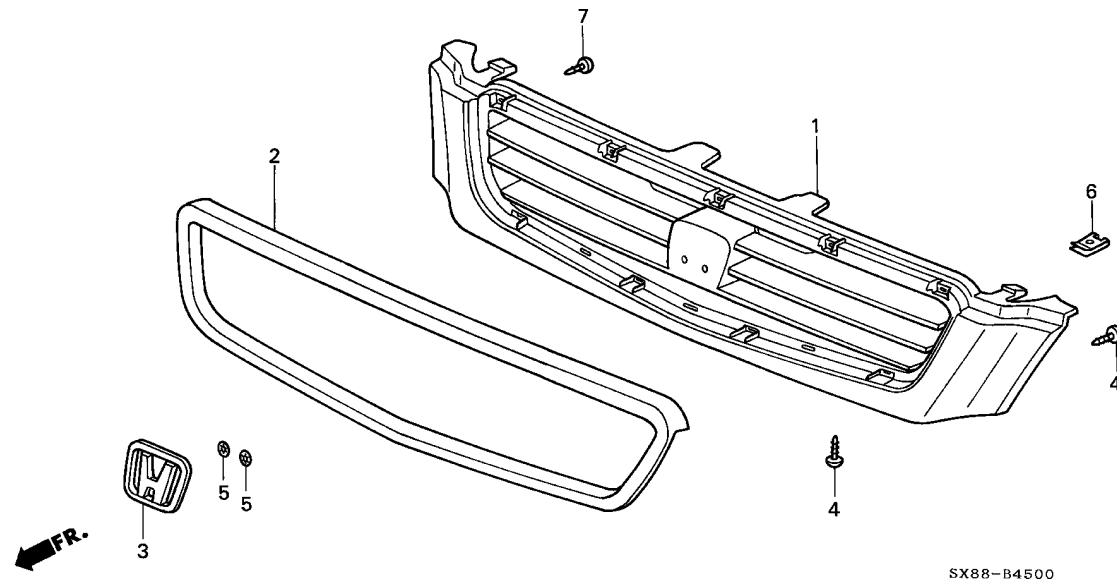
Service item F.R.T.
NOT INFORMATION

Ref. No.	Part No.	Description	Reqd. QTY								Serial No.	Parts catalogue code
			1996		1998		1999		2001			
			MT	AT	MT	AT	MT	AT	MT	AT		
1	89211-SE3-003	WRENCH, WHEEL	1	1	1	1	-	-	-	-	-	-
	89211-S86-K01	-	-	-	-	1	1	1	1	1	1
2	89309-SX8-T00	JACK ASSY.	1	1	1	1	-	-	-	-	-	-
	89309-SX8-T01	-	-	-	-	1	1	1	1	1	1
3	89310-SX8-T01	JACK ASSY., PANTOGRAPH	1	1	1	1	1	1	-	-	-	-
	89310-S5H-T01	-	-	-	-	-	-	1	1	-	-
4	89320-SE3-003	BAR, JACK	1	1	1	1	-	-	-	-	-	-
	89320-S86-K01	-	-	-	-	1	1	1	1	1	1
5	89331-SX8-T00	COVER, PANTOGRAPH JACK	1	1	1	1	1	1	1	1	1	1

6

B-45

FRONT GRILLE('96/'98)

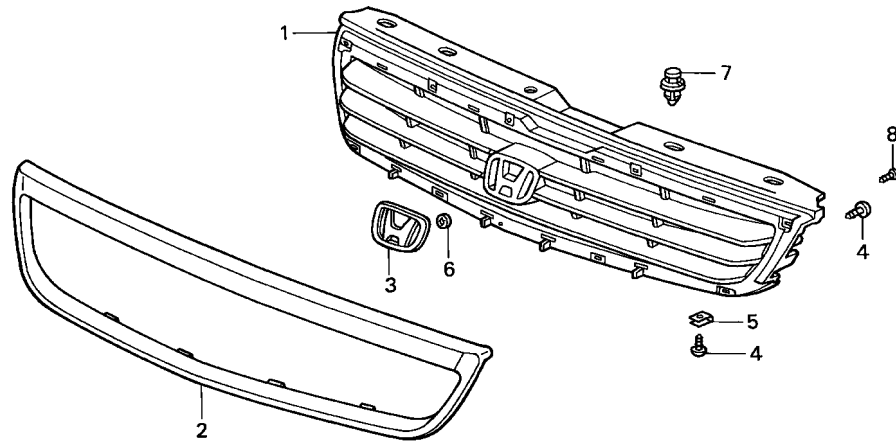


Service item	F.R.T.
EMBLEM, FR. CENTER	0.4
MOLDING, FR. GRILLE	0.5
GRILLE, FR.	0.6

Ref. No.	Part No.	Description	Reqd. QTY								Serial No.	Parts catalogue code
			1996		1998		1999		2001			
			MT	AT	MT	AT	MT	AT	MT	AT		
1	75101-SX8-T00ZG	GRILLE, FR. *T99*.....UNPAINTED	1	1	1	1	-	-	-	-		
2	75120-SX8-T00	MOLDING, FR. GRILLE	1	1	1	1	-	-	-	-		
3	75700-SX8-T00	EMBLEM, FR. CENTER (H)	1	1	1	1	-	-	-	-		
4	90102-SA7-003	SCREW, TAPPING, 5X16	9	9	9	9	-	-	-	-		
5	90301-ST0-003	NUT, PUSH, 3MM	2	2	2	2	-	-	-	-		
6	90331-SD5-003	NUT, SPRING, 5MM	3	3	3	3	-	-	-	-		
7	93903-423J0	SCREW, TAPPING, 3X12	9	9	9	9	-	-	-	-		

B-45-1

FRONT GRILLE('99/'01)



Service item	F.R.T.
EMBLEM, FR. CENTER	0.4
MOLDING, FR. GRILLE	0.5
BASE, FR. GRILLE	0.6

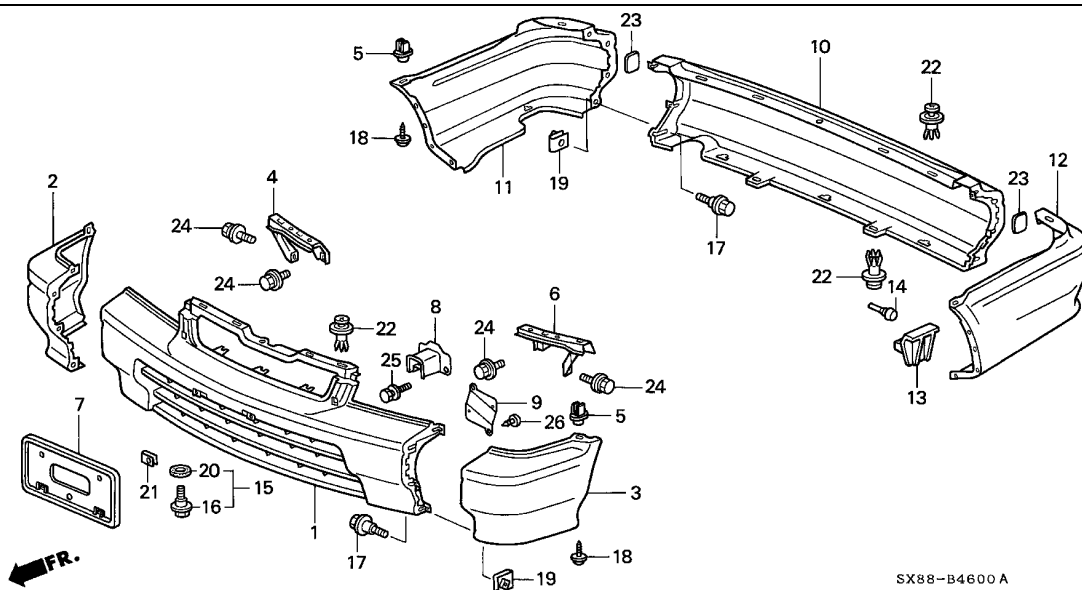
SX88-B4501

Ref. No.	Part No.	Description	Reqd. QTY								Serial No.	Parts catalogue code
			1996		1998		1999		2001			
			MT	AT	MT	AT	MT	AT	MT	AT		
1	71121-SX8-T01	BASE, FR. GRILLE	-	-	-	-	1	1	1	1		
2	71122-SX8-T01	MOLDING, FR. GRILLE	-	-	-	-	1	1	1	1		
3	75700-S04-000	EMBLEM, FR. CENTER (H)	-	-	-	-	1	1	1	1		
4	90126-SR4-000	SCREW-WASHER, 5X16	-	-	-	-	7	7	7	7		
5	90331-SD5-003	NUT, SPRING, 5MM	-	-	-	-	5	5	5	5		
6	90672-SW5-003	NUT, PUSH, 2.4MM	-	-	-	-	2	2	2	2		
7	91503-SZ3-003	CLIP A, BUMPER	-	-	-	-	5	5	5	5		
8	93903-423J0	SCREW, TAPPING, 3X12	-	-	-	-	10	10	10	10		

6

B-46

BUMPERS('96/'98)



SX88-B4600A

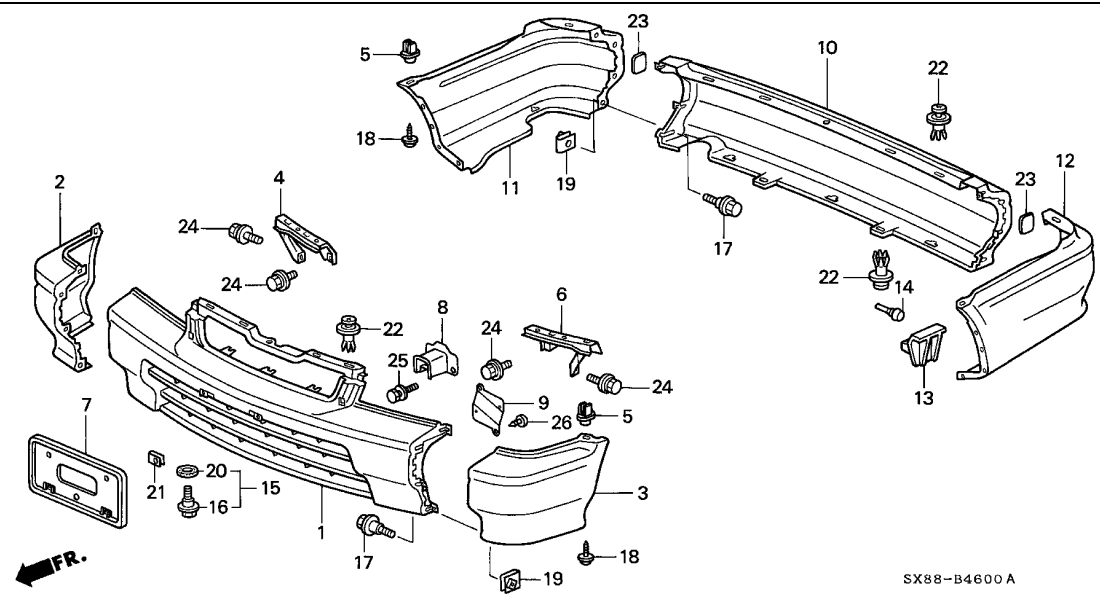
Service item	F.R.T.
EXTENSION, BUMPER SIDE	0.4
(EXC. PAINTING COST) (SAME TIME FOR TWO UNITS)	
.FACE, R. FR. BUMPER SIDE (ADD 0.1 FOR EACH.)	
.FACE, R. RR. BUMPER SIDE (ADD 0.1 FOR EACH.)	
FACE, RR. BUMPER CENTER	0.5
FACE, FR. BUMPER CENTER	0.6

Ref. No.	Part No.	Description	Reqd. QTY								Serial No.	Parts catalogue code
			1996		1998		1999		2001			
			MT	AT	MT	AT	MT	AT	MT	AT		
1	71101-SX8-T10ZZ	FACE, FR. BUMPER CENTER	1	1	1	1	-	-	-	-		
2	71102-SX8-T10ZZ	FACE, R. FR. BUMPER SIDE	1	1	1	1	-	-	-	-		
3	71103-SX8-T10ZZ	FACE, L. FR. BUMPER SIDE	1	1	1	1	-	-	-	-		
4	71140-SX8-T00ZZ	STIFFENER COMP., R. FR. BUMPER	1	1	1	1	-	-	-	-		
5	71144-SR3-013	GROMMET, BUMPER SIDE	4	4	4	4	-	-	-	-		
6	71145-SX8-T00ZZ	STIFFENER COMP., L. FR. BUMPER	1	1	1	1	-	-	-	-		
7	71145-SX8-T01	FRAME, FR. LICENSE PLATE	-	-	1	1	-	-	-	-		
8	71151-SX8-T00ZZ	EXTENSION, BUMPER SIDE	-	-	2	2	-	-	-	-	-----	T10D,T5C,T6D,T9C
9	71189-SX8-T00	WEIGHT, FR. BUMPER	2	2	2	2	-	-	-	-		
10	71501-SX8-T10ZZ	FACE, RR. BUMPER CENTER	1	1	1	1	-	-	-	-		
11	71502-SX8-T10ZZ	FACE, R. RR. BUMPER SIDE	1	1	1	1	-	-	-	-		
12	71503-SX8-T10ZZ	FACE, L. RR. BUMPER SIDE	1	1	1	1	-	-	-	-		
13	71598-SL4-013	SPACER, RR. BUMPER SIDE	2	2	2	2	-	-	-	-		
14	74177-ST7-000	CUSHION, RR. BUMPER SIDE	2	2	2	2	-	-	-	-		
15	90101-SE0-010	BOLT ASSY. B, BUMPER	2	2	2	2	-	-	-	-		
16	90109-SE0-003	BOLT B, BUMPER	2	2	2	2	-	-	-	-		
17	90111-SM4-003	BOLT, BUMPER	16	16	16	16	-	-	-	-		
18	90126-SR4-000	SCREW-WASHER, 5X16	4	4	-	-	-	-	-	-		
	90109-SS0-000	SCREW, TAPPING, 5X20	-	-	4	4	-	-	-	-		
19	90323-SE0-000	NUT, CLIP, 6MM	16	16	16	16	-	-	-	-		
20	90540-SA7-000	WASHER, BUMPER	2	2	2	2	-	-	-	-		
21	90675-SA5-003	NUT, CLIP, 6MM	2	2	2	2	-	-	-	-		
22	91503-SP0-013	CLIP A, BUMPER	12	-	-	-	-	-	-	-	-----	TP100690 T1A
			12	-	-	-	-	-	-	-	-----	TP101112 T3B
			-	12	-	-	-	-	-	-	-----	TP102160



B-46

BUMPERS('96/'98)

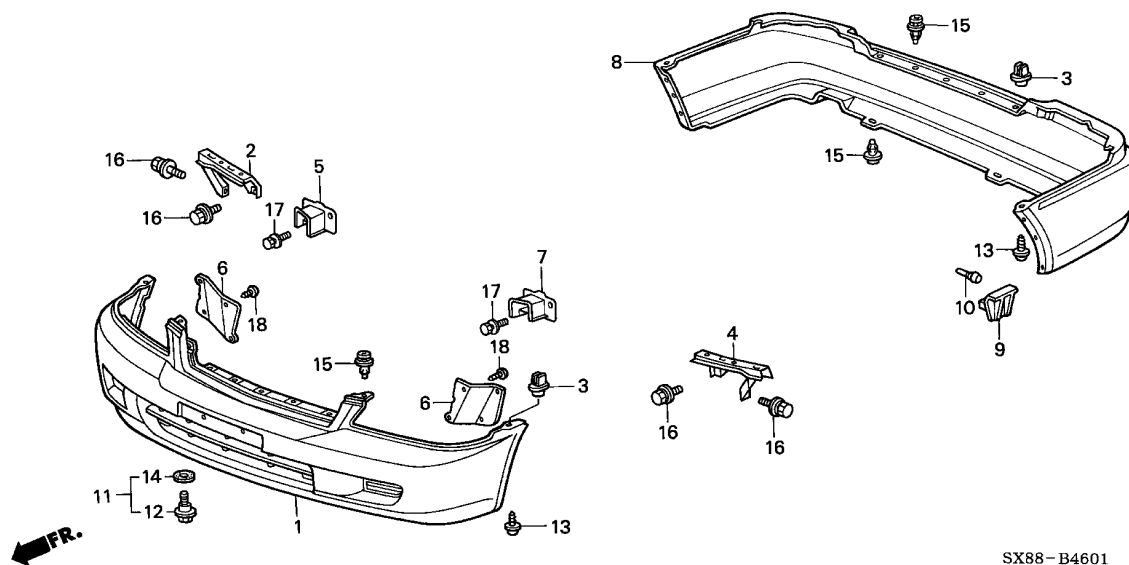


SX88-B4600A

Ref. No.	Part No.	Description	Reqd. QTY								Serial No.	Parts catalogue code
			1996		1998		1999		2001			
			MT	AT	MT	AT	MT	AT	MT	AT		
22)	91503-SZ3-003	CLIP A, BUMPER	12	-	-	-	-	-	-	-	TP100691	----- T1A
			12	-	-	-	-	-	-	-	TP101113	----- T3B
			-	12	-	-	-	-	-	-	TP102161	
23	91601-SX8-T00	PROTECTION, RR. BUMPER	2	-	-	-	-	-	-	-	TP100691	----- T1A
			2	-	-	-	-	-	-	-	TP101860	----- T3B
			-	2	-	-	-	-	-	-	TP103021	
24	93405-06016-08	BOLT-WASHER, 6X16	4	4	4	4	-	-	-	-		
25	93405-08025-08	BOLT-WASHER, 8X25	-	-	4	4	-	-	-	-	-----	----- T10D, T5C, T6D, T9C
26	93903-14480	SCREW, TAPPING, 4X16	6	6	6	6	-	-	-	-		

B-46-1

BUMPERS('99/'01)



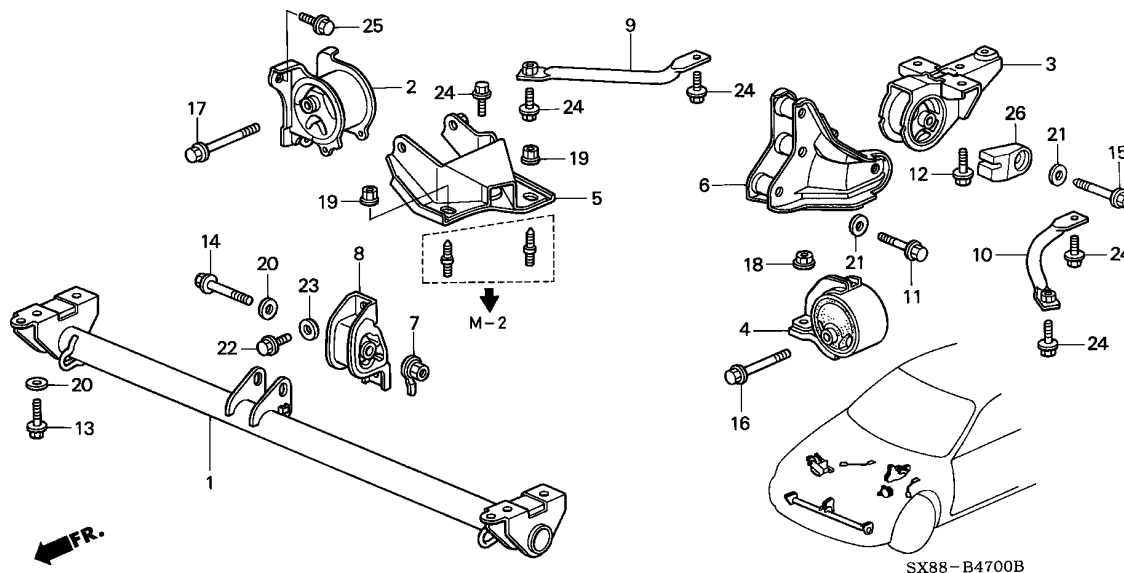
Service item	F.R.T.
FACE, RR. BUMPER	0.3
(EXC. PAINTING COST)	
FACE, FR. BUMPER	0.4
(EXC. PAINTING COST)	

Ref. No.	Part No.	Description	Reqd. QTY								Serial No.	Parts catalogue code
			1996		1998		1999		2001			
			MT	AT	MT	AT	MT	AT	MT	AT		
1	71101-SX8-T20ZZ	FACE, FR. BUMPER	-	-	-	-	1	1	1	1		
2	71140-SX8-T10ZZ	STIFFENER COMP., R. FR. BUMPER	-	-	-	-	1	1	1	1		
3	71144-SOX-A01	GROMMET, BUMPER SIDE	-	-	-	-	4	4	4	4		
4	71145-SX8-T10ZZ	STIFFENER COMP., L. FR. BUMPER	-	-	-	-	1	1	1	1		
5	71151-SX8-T11ZZ	EXTENSION, R. BUMPER SIDE ...	-	-	-	-	-	1	-	1		----- T11C,T11D
6	71189-SX8-T10	WEIGHT, FR. BUMPER	-	-	-	-	2	2	2	2		
7	71191-SX8-T11ZZ	EXTENSION, L. BUMPER SIDE ...	-	-	-	-	-	1	-	1		----- T11C,T11D
8	71501-SX8-T20ZZ	FACE, RR. BUMPER	-	-	-	-	1	1	1	1		
9	71598-SZ3-003	SPACER, RR. BUMPER SIDE	-	-	-	-	2	2	2	2		
10	74177-ST7-000	CUSHION, RR. BUMPER SIDE	-	-	-	-	2	2	2	2		
11	90101-SEO-010	BOLT ASSY. B, BUMPER	-	-	-	-	2	2	2	2		
12	90109-SEO-003	BOLT B, BUMPER	-	-	-	-	2	2	2	2		
13	90109-SS0-000	SCREW, TAPPING, 5X20	-	-	-	-	4	4	4	4		
14	90540-SA7-000	WASHER, BUMPER	-	-	-	-	2	2	2	2		
15	91503-SZ3-003	CLIP A, BUMPER	-	-	-	-	9	9	9	9		
16	93405-06016-08	BOLT-WASHER, 6X16	-	-	-	-	4	4	4	4		
17	93405-08025-08	BOLT-WASHER, 8X25	-	-	-	-	4	4	4	4		----- T11C,T11D
18	93903-14480	SCREW, TAPPING, 4X16	-	-	-	-	6	6	6	6		



B-47

ENGINE MOUNTS/FRONT BEAM (MT)



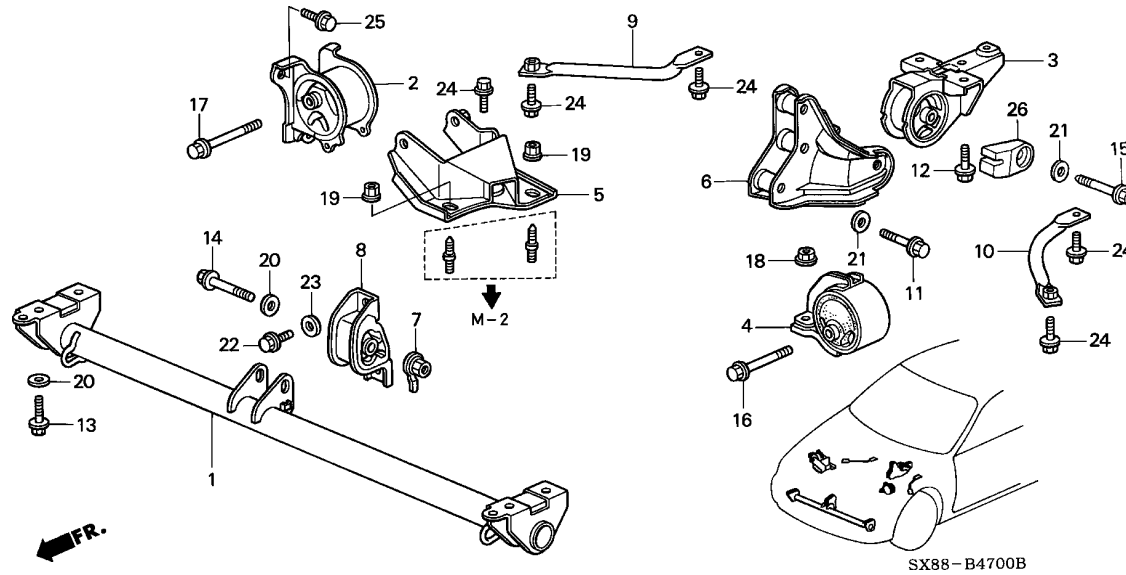
Service item	F.R.T.
RUBBER ASSY., ENGINE SIDE MOUNTING	0.3
MOUNTING ASSY., FR. STOPPER	0.4
RUBBER ASSY., RR. ENGINE MOUNTING	0.5
RUBBER, MISSION MOUNTING	0.7
BEAM, FR.	0.8

Ref. No.	Part No.	Description	Reqd. QTY								Serial No.	Parts catalogue code
			1996		1998		1999		2001			
			MT	AT	MT	AT	MT	AT	MT	AT		
1	50250-SX8-T00	BEAM, FR.	1	-	1	-	1	-	1	-		
2	50805-SX8-T00	RUBBER, MISSION MOUNTING	1	-	1	-	1	-	1	-		
3	50810-SX8-T00	RUBBER ASSY., RR. ENGINE MOUNTING	1	-	1	-	1	-	1	-		
4	50820-SR3-J11	RUBBER ASSY., ENGINE SIDE MOUNTING (HYDRO)	1	-	1	-	1	-	1	-		
5	50825-SX8-T00	BRACKET, MISSION MOUNTING (MT)	1	-	1	-	1	-	1	-		
6	50827-SX8-T00	BRACKET, ENGINE RR. MOUNTING	1	-	1	-	1	-	1	-		
7	50839-SX8-T00	NUT, YOKE, 12MM	1	-	1	-	1	-	1	-		
8	50840-SX8-T01	MOUNTING ASSY., FR. STOPPER (MT)	1	-	1	-	1	-	1	-		
9	74210-SX8-T00	ROD, R. FR. LOWER ARM	1	-	1	-	1	-	1	-		
10	74211-SX8-T00	ROD, L. FR. LOWER ARM	1	-	1	-	1	-	1	-		
11	90161-SX8-T00	BOLT, FLANGE, 12X75	3	-	3	-	3	-	3	-		
12	90162-SX8-T00	BOLT, FLANGE, 12X50	3	-	3	-	3	-	3	-		
13	90163-SX8-T00	BOLT, FLANGE, 12X35	4	-	4	-	4	-	4	-		
14	90164-SH3-010	BOLT, FLANGE, 12X90	1	-	1	-	1	-	1	-		
15	90168-SM4-010	BOLT, FLANGE, 12X90	1	-	1	-	-	-	-	-		
	90165-SM4-020	BOLT, FLANGE, 12X101	-	-	-	-	1	-	1	-	-----	----- T2A,T4B,T8B ----- T11B
16	90182-SR3-000	BOLT, FLANGE, 12X112	1	-	1	-	1	-	1	-		
17	90183-SR3-000	BOLT, FLANGE, 12X100	1	-	1	-	1	-	1	-		
18	90371-SR3-000	NUT, FLANGE, 12MM	2	-	2	-	2	-	2	-		
19	90371-SX8-T00	NUT, FLANGE, 10MM	2	-	2	-	2	-	2	-		
20	90504-SB0-000	WASHER, PLAIN, 12MM	5	-	5	-	5	-	5	-		

7

B-47

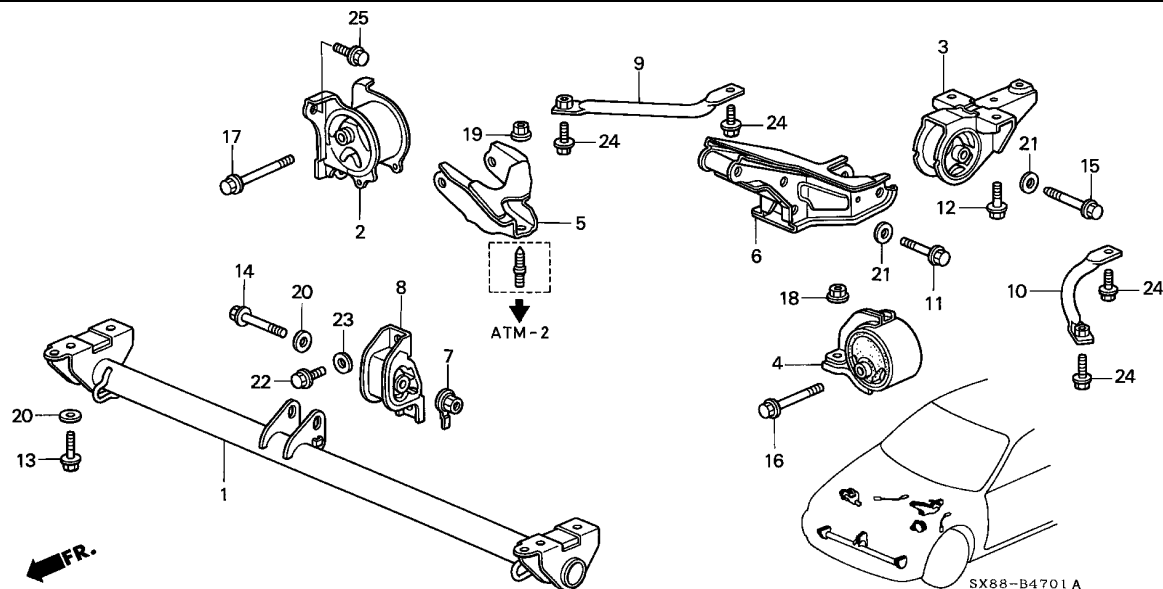
ENGINE MOUNTS/FRONT BEAM (MT)



Ref. No.	Part No.	Description	Reqd. QTY								Serial No.	Parts catalogue code
			1996		1998		1999		2001			
			MT	AT	MT	AT	MT	AT	MT	AT		
21	90505-SB2-000	WASHER, SIDE MOUNTING	4	-	4	-	4	-	4	-		
22	91770-SH3-000	BOLT, FLANGE, 10X23	2	-	2	-	2	-	2	-		
23	91771-SH3-000	WASHER, PLAIN, 10MM	2	-	2	-	2	-	2	-		
24	95701-10025-08	BOLT, FLANGE, 10X25	5	-	5	-	5	-	5	-		
25	95701-12020-08	BOLT, FLANGE, 12X20	3	-	3	-	3	-	3	-		
26	50830-SX8-T00	MASS, RR. MOUNTING BRACKET ..	-	-	-	-	1	-	1	-	-----	T11B

B-47-1

ENGINE MOUNTS/FRONT BEAM (AT)

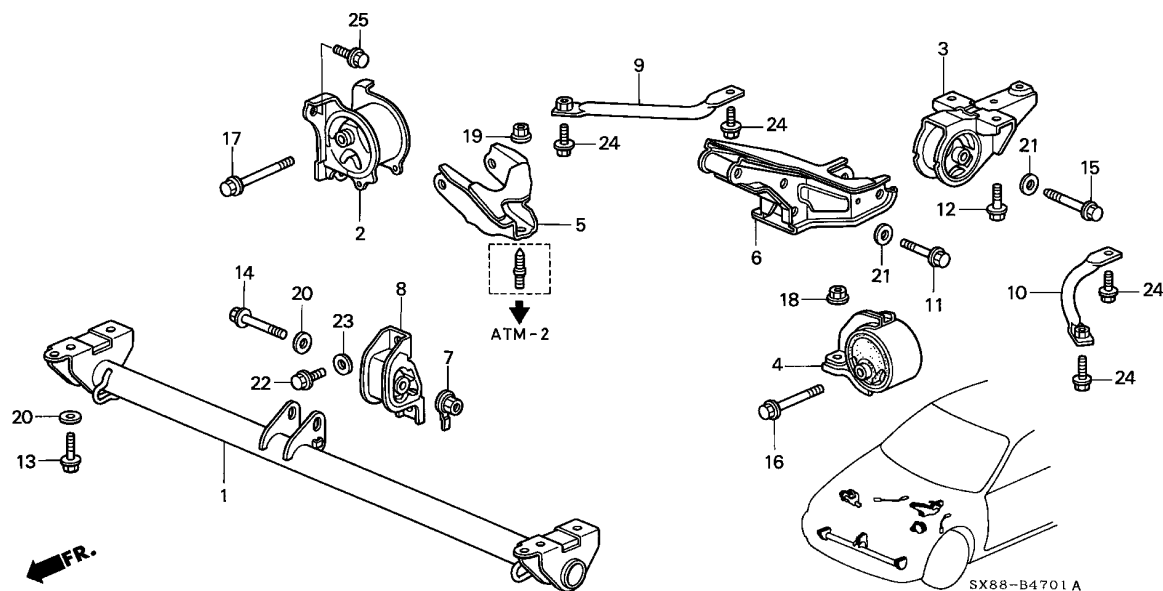


Service item	F.R.T.
RUBBER ASSY., ENGINE SIDE MOUNTING	0.3
MOUNTING ASSY., FR. STOPPER	0.4
RUBBER ASSY., RR. ENGINE MOUNTING	0.5
RUBBER, MISSION MOUNTING	0.7
BEAM, FR.	0.8

Ref. No.	Part No.	Description	Reqd. QTY								Serial No.	Parts catalogue code
			1996		1998		1999		2001			
			MT	AT	MT	AT	MT	AT	MT	AT		
1	50250-SX8-T00	BEAM, FR.	-	1	-	1	-	1	-	1		
2	50805-SX8-T00	RUBBER, MISSION MOUNTING	-	1	-	1	-	1	-	1		
3	50810-SX8-T50	RUBBER ASSY., RR. ENGINE MOUNTING	-	1	-	1	-	1	-	1		
4	50820-SR3-J11	RUBBER ASSY., ENGINE SIDE MOUNTING (HYDRO)	-	1	-	1	-	1	-	1		
5	50825-SX8-T50	BRACKET, MISSION MOUNTING (AT)	-	1	-	1	-	1	-	1		
6	50827-SX8-T50	BRACKET, ENGINE RR. MOUNTING	-	1	-	1	-	1	-	1		
7	50839-SX8-T00	NUT, YOKE, 12MM	-	1	-	1	-	1	-	1		
8	50840-SX8-T51	MOUNTING ASSY., FR. STOPPER (AT)	-	1	-	1	-	1	-	1		
9	74210-SX8-T00	ROD, R. FR. LOWER ARM	-	1	-	1	-	1	-	1		
10	74211-SX8-T00	ROD, L. FR. LOWER ARM	-	1	-	1	-	1	-	1		
11	90161-SX8-T00	BOLT, FLANGE, 12X75	-	3	-	3	-	3	-	3		
12	90162-SX8-T00	BOLT, FLANGE, 12X50	-	3	-	3	-	3	-	3		
13	90163-SX8-T00	BOLT, FLANGE, 12X35	-	4	-	4	-	4	-	4		
14	90164-SH3-010	BOLT, FLANGE, 12X90	-	1	-	1	-	1	-	1		
15	90168-SM4-010	BOLT, FLANGE, 12X90	-	1	-	1	-	1	-	1		
16	90182-SR3-000	BOLT, FLANGE, 12X112	-	1	-	1	-	1	-	1		
17	90183-SR3-000	BOLT, FLANGE, 12X100	-	1	-	1	-	1	-	1		
18	90371-SR3-000	NUT, FLANGE, 12MM	-	2	-	2	-	2	-	2		
19	90371-SX8-T00	NUT, FLANGE, 10MM	-	2	-	2	-	2	-	2		
20	90504-SB0-000	WASHER, PLAIN, 12MM	-	5	-	5	-	5	-	5		
21	90505-SB2-000	WASHER, SIDE MOUNTING	-	4	-	4	-	4	-	4		
22	91770-SH3-000	BOLT, FLANGE, 10X23	-	2	-	2	-	2	-	2		

B-47-1

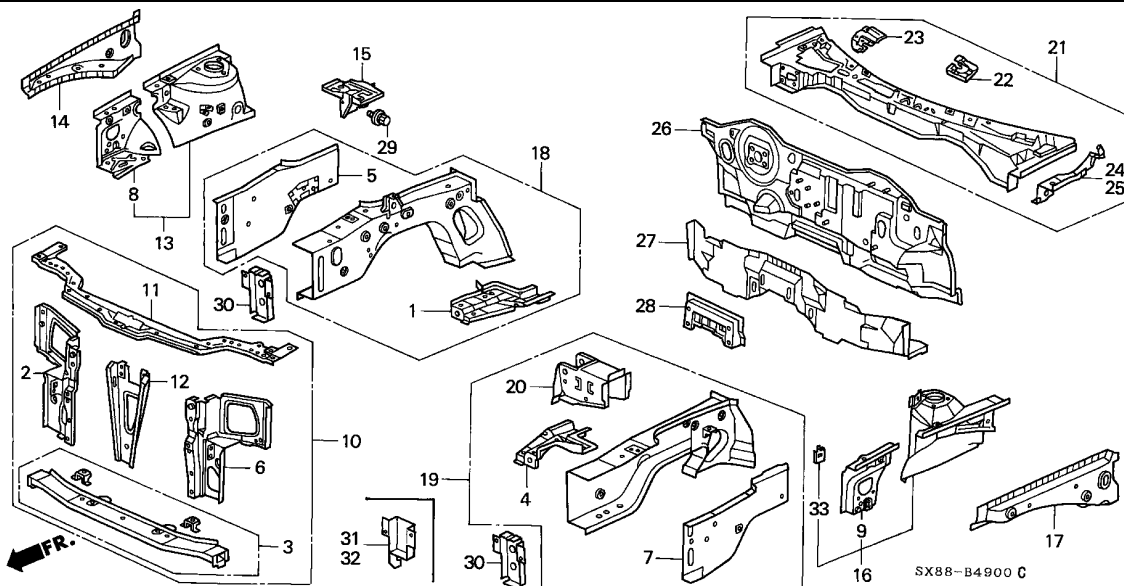
ENGINE MOUNTS/FRONT BEAM (AT)



Ref. No.	Part No.	Description	Reqd. QTY								Serial No.	Parts catalogue code
			1996		1998		1999		2001			
			MT	AT	MT	AT	MT	AT	MT	AT		
23	91771-SH3-000	WASHER, PLAIN, 10MM	-	2	-	2	-	2	-	2		
24	95701-10025-08	BOLT, FLANGE, 10X25	-	4	-	4	-	4	-	4		
25	95701-12020-08	BOLT, FLANGE, 12X20	-	3	-	3	-	3	-	3		

B-49

FRONT BULKHEAD



Service item F.R.T.
 BASE COMP., BATTERY SETTING .. 0.3
 (EXC. PAINTING COST)

Ref. No.	Part No.	Description	Reqd. QTY								Serial No.	Parts catalogue code
			1996		1998		1999		2001			
			MT	AT	MT	AT	MT	AT	MT	AT		
1	04600-SX8-T01ZZ	OUTRIGGER SET, R. FR. SIDE ..	1	1	1	1	-	-	-	-		
	04600-SX8-T02ZZ	-	-	-	-	1	1	1	1		
2	04601-SX8-T00ZZ	PANEL SET, R. FR. BULKHEAD ..	1	1	1	1	-	-	-	-		
	04601-SX8-T10ZZ	-	-	-	-	1	1	1	1		
3	04603-SX8-T00ZZ	MEMBER SET, FR. BULKHEAD LOWER CROSS	1	1	1	1	-	-	-	-		
	04603-SX8-T01ZZ	-	-	-	-	1	1	1	1		
4	04605-SX8-T01ZZ	OUTRIGGER SET, L. FR. SIDE ..	1	1	1	1	-	-	-	-		
	04605-SX8-T02ZZ	-	-	-	-	1	1	1	1		
5	04610-SX8-T00ZZ	EXTENSION SET, R. FR. SIDE ..	1	1	-	-	-	-	-	-		
	04610-SX8-T01ZZ	-	-	1	1	-	-	-	-		
	04610-SX8-T02ZZ	-	-	-	-	1	1	1	1		
6	04611-SX8-T00ZZ	PANEL SET, L. FR. BULKHEAD ..	1	1	1	1	-	-	-	-		
	04611-SX8-T10ZZ	-	-	-	-	1	1	1	1		
7	04615-SX8-T00ZZ	EXTENSION SET, L. FR. SIDE ..	1	1	-	-	-	-	-	-		
	04615-SX8-T01ZZ	-	-	1	1	-	-	-	-		
	04615-SX8-T02ZZ	-	-	-	-	1	1	1	1		
8	04642-SX8-T50ZZ	WHEELHOUSE SUB SET, R. FR. ..	1	1	-	-	-	-	-	-		
	04642-SX8-T51ZZ	-	-	1	1	-	-	-	-		
	04642-SX8-T30ZZ	-	-	-	-	1	-	1	-		
	04642-SX8-T52ZZ	-	-	-	-	-	1	-	1	-----	T11B,T11C,T4B,T8B
9	04652-SX8-T00ZZ	WHEELHOUSE SUB SET, L. FR. ..	1	1	-	-	-	-	-	-	-----	T11D
	04652-SX8-T01ZZ	-	-	1	1	-	-	-	-		
	04652-SX8-T30ZZ	-	-	-	-	1	-	1	-		
	04652-SX8-T02ZZ	-	-	-	-	1	-	1	-	-----	T11B,T11C,T4B,T8B
	04652-SX8-T02ZZ	-	-	-	-	1	-	1	-	-----	T11D
10	60400-SX8-T00ZZ	BULKHEAD COMP., FR.	1	1	1	1	-	-	-	-		

B-49

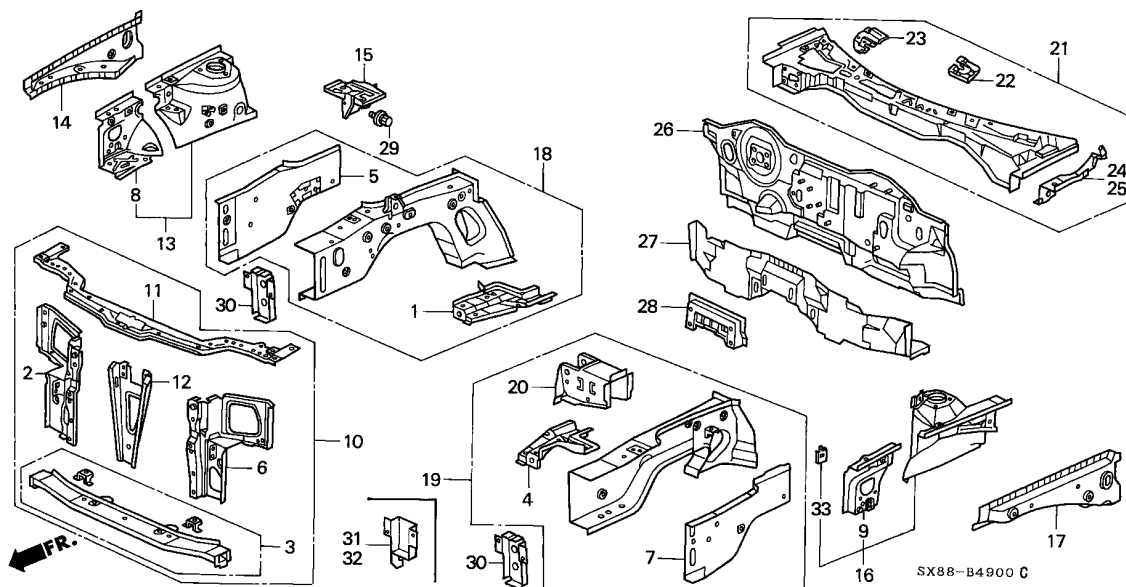
FRONT BULKHEAD

Ref. No.	Part No.	Description	Reqd. QTY								Serial No.	Parts catalogue code
			1996		1998		1999		2001			
			MT	AT	MT	AT	MT	AT	MT	AT		
10)	60400-SX8-T10ZZ	BULKHEAD COMP., FR.	-	-	-	-	1	1	1	1		
11	60431-SX8-T00ZZ	FRAME, BULKHEAD UPPER	1	1	1	1	-	-	-	-		
	60431-SX8-T10ZZ	-	-	-	-	1	1	1	1		
12	60434-SX8-T00ZZ	STAY, FR. BULKHEAD CENTER ...	1	1	1	1	-	-	-	-		
	60434-SX8-T10ZZ	-	-	-	-	1	1	1	1		
13	60610-SX8-T50ZZ	WHEELHOUSE COMP., R. FR.	1	1	-	-	-	-	-	-		
	60610-SX8-T51ZZ	-	-	1	1	-	-	-	-		
	60610-SX8-T31ZZ	-	-	-	-	1	-	1	-		
	60610-SX8-T52ZZ	-	-	-	-	-	1	-	1	-----	T11B,T11C,T4B,T8B
14	60614-SX8-T00ZZ	MEMBER, R. FR. WHEELHOUSE UPPER	1	1	1	1	1	1	1	1	-----	T11D
15	60630-SX8-T00ZZ	BASE COMP., BATTERY SETTING	1	1	-	-	-	-	-	-	-----	T2A,T5B,T5C,T9B,T9C
	60630-SX8-T10ZZ	-	-	1	1	-	-	-	-	-----	T10D,T6D
	60630-SX8-T01ZZ	-	-	-	-	1	-	1	-	-----	T11B,T11C,T4B,T8B
	60630-SX8-T11ZZ	-	-	-	-	-	1	-	-	-----	T11D
	60630-SX8-T13ZZ	-	-	-	-	-	-	1	-	-----	T11D
16	60710-SX8-T00ZZ	WHEELHOUSE COMP., L. FR.	1	1	-	-	-	-	-	-		
	60710-SX8-T01ZZ	-	-	1	1	-	-	-	-		
	60710-SX8-T02ZZ	-	-	-	-	-	1	-	1	-----	T11D
	60710-SX8-T31ZZ	-	-	-	-	1	-	1	-	-----	T11B,T11C,T4B,T8B
17	60714-SX8-T00ZZ	MEMBER, L. FR. WHEELHOUSE UPPER	1	1	1	1	1	1	1	1		
18	60810-SX8-T00ZZ	FRAME COMP., R. FR. SIDE	1	1	-	-	-	-	-	-		
	60810-SX8-T01ZZ	-	-	1	1	-	-	-	-		
	60810-SX8-T02ZZ	-	-	-	-	1	1	-	-		
	60810-SX8-T10ZZ	-	-	-	-	-	-	1	1		
19	60910-SX8-T00ZZ	FRAME COMP., L. FR. SIDE	1	1	-	-	-	-	-	-		
	60910-SX8-T01ZZ	-	-	1	1	-	-	-	-		
	60910-SX8-T02ZZ	-	-	-	-	1	1	1	1		
20	60930-SX8-T00ZZ	BRACKET COMP., ENGINE SUPPORT	1	1	1	1	1	1	1	1		
21	61100-SX8-T00ZZ	DASHBOARD COMP., UPPER	1	1	-	-	-	-	-	-		
	61100-SX8-T01ZZ	-	-	1	1	1	1	1	1		
22	61118-SH4-300ZZ	BRACKET, WIPER PIVOT (PASSENGER SIDE)	1	1	1	1	1	1	1	1		
23	61119-SH4-300ZZ	BRACKET, WIPER PIVOT (DRIVER SIDE)	1	1	1	1	1	1	1	1		
24	61123-SX8-T00ZZ	MEMBER, R. DASHBOARD UPPER SIDE	1	1	1	1	1	1	1	1		
25	61125-SX8-T00ZZ	MEMBER, L. DASHBOARD UPPER SIDE	1	1	1	1	1	1	1	1		
26	61500-SX8-T50ZZ	DASHBOARD COMP., LOWER	1	1	-	-	-	-	-	-	-----	T10D,T11C,T11D,T5C,T6D,T9C
	61500-SX8-T10ZZ	-	-	1	1	-	1	-	1	-----	T11B,T2A,T4B,T5B,T8B,T9B
	61500-SX8-T51ZZ	-	-	1	1	-	1	-	1	-----	T11B,T2A,T4B,T5B,T8B,T9B
27	61550-SX8-T00ZZ	MEMBER COMP., DASHBOARD LOWER CROSS	1	1	-	-	-	-	-	-		
	61550-SX8-T01ZZ	-	-	1	1	1	1	1	1		
28	61560-SX8-T00ZZ	BRACKET COMP., STEERING	1	1	1	1	1	1	1	1		
29	90105-634-000	BOLT-WASHER, 8X20	3	3	3	3	3	3	3	3		



B-49

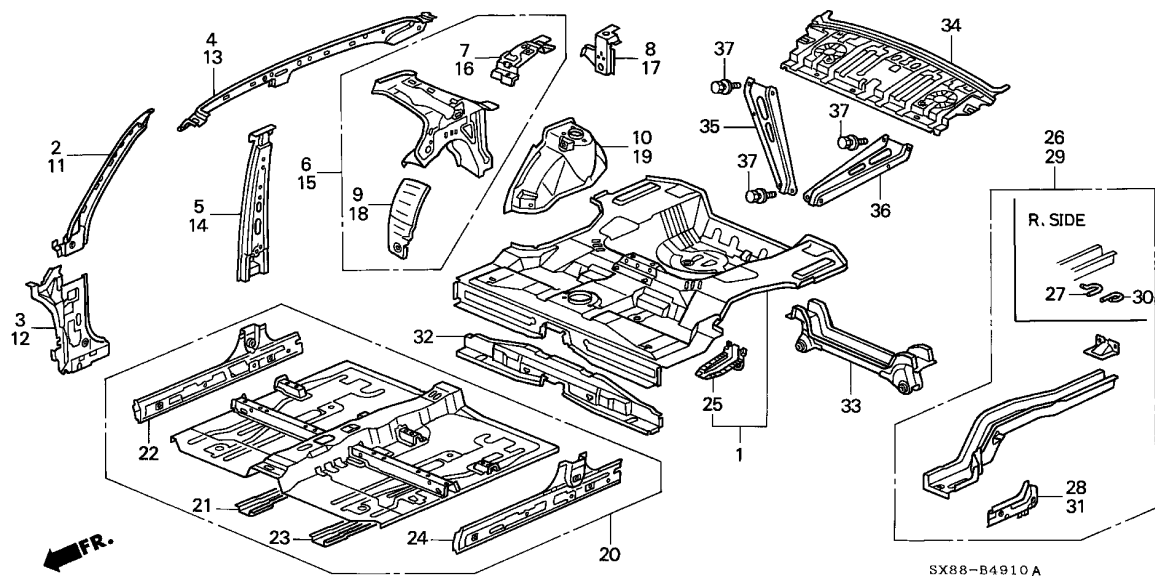
FRONT BULKHEAD



Ref. No.	Part No.	Description	Reqd. QTY								Serial No.	Parts catalogue code
			1996		1998		1999		2001			
			MT	AT	MT	AT	MT	AT	MT	AT		
30	60815-SX8-T01ZZ	END, FR. SIDE FRAME	2	2	-	2	-	-	-	-	-	-
	60815-SX8-T30ZZ	-	-	2	-	-	-	-	-	-	----- T5B,T5C,T6D ----- T2A
31	60825-SX8-T00ZZ	EXTENSION R. FR. SIDE FRAME	-	-	-	-	1	1	1	1		
		END	-	-	-	-	1	1	1	1		
32	60925-SX8-T00ZZ	EXTENSION L. FR. SIDE FRAME	-	-	-	-	1	1	1	1		
		END	-	-	-	-	1	1	1	1		
33	60717-SX8-T00ZZ	CATCH, RESERVE	-	-	-	-	1	1	1	1		

B-49-10

INNER PANELS



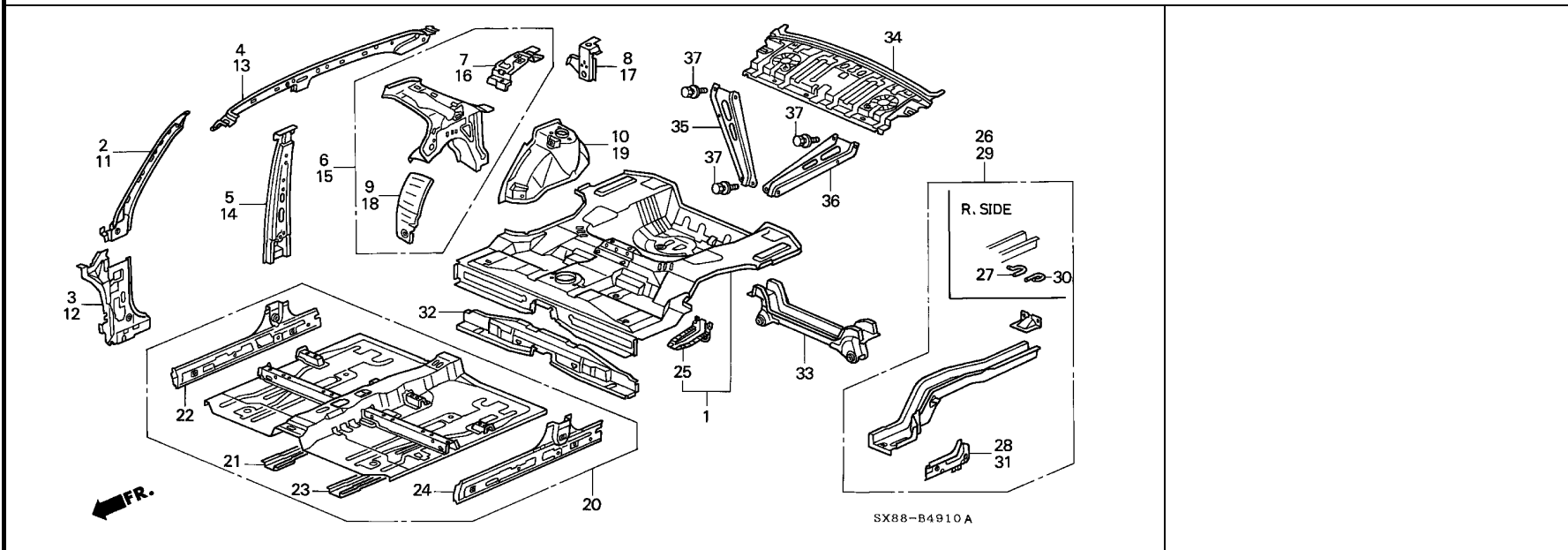
Service item F.R.T.
NOT INFORMATION

Ref. No.	Part No.	Description	Reqd. QTY								Serial No.	Parts catalogue code
			1996		1998		1999		2001			
			MT	AT	MT	AT	MT	AT	MT	AT		
1	04655-SX8-T00ZZ	PANEL SET, RR. FLOOR	1	1	-	-	-	-	-	-		
	04655-SX8-T01ZZ	-	-	1	1	-	-	-	-		
	04655-SX8-T02ZZ	-	-	-	-	1	1	1	1		
2	64121-SX8-T00ZZ	PILLAR, R. FR. INNER UPPER ..	1	1	1	1	1	1	1	1		
3	64130-SX8-305ZZ	PILLAR COMP., R. FR. INNER LOWER	1	1	-	-	-	-	-	-		
	64130-SX8-T01ZZ	-	-	1	1	1	1	1	1		
4	64211-SX8-T00ZZ	RAIL, R. ROOF SIDE	1	1	1	1	1	1	1	1		
5	64220-SX8-T00ZZ	PILLAR COMP., R. CENTER INNER	1	1	-	-	-	-	-	-		
	64220-SX8-Y00ZZ	-	-	1	1	1	1	1	1		
6	64300-SX8-T00ZZ	PANEL COMP., R. RR. INSIDE ..	1	1	1	1	1	1	1	1		
7	64310-SX8-T00ZZ	SUPPORT COMP., R. RR. SHELF ..	1	1	1	1	1	1	1	1		
8	64316-SX8-M01ZZ	ANCHOR, R. RR. ELR	-	-	1	-	-	-	-	-	-----	T5B,T5C,T6D
			-	-	-	1	1	1	1	1		
9	64321-SX8-T00ZZ	EXTENSION, R. RR. WHEELHOUSE ARCH	1	1	1	1	1	1	1	1		
10	64330-SX8-T00ZZ	WHEELHOUSE COMP., R. RR.	1	1	-	-	-	-	-	-		
	64330-SX8-T01ZZ	-	-	1	1	-	-	-	-		
	64330-SX8-T30ZZ	-	-	-	-	-	1	-	1	-----	T11D
			-	-	-	-	-	1	-	1	-----	T11B,T11C,T4B,T8B
11	64521-SX8-T00ZZ	PILLAR, L. FR. INNER UPPER ..	1	1	1	1	1	1	1	1		
12	64530-SX8-305ZZ	PILLAR COMP., L. FR. INNER LOWER	1	1	-	-	-	-	-	-		
	64530-SX8-T01ZZ	-	-	1	1	1	1	1	1		
13	64611-SX8-T00ZZ	RAIL, L. ROOF SIDE	1	1	1	1	1	1	1	1		
14	64620-SX8-T00ZZ	PILLAR COMP., L. CENTER INNER	1	1	-	-	-	-	-	-		



B-49-10

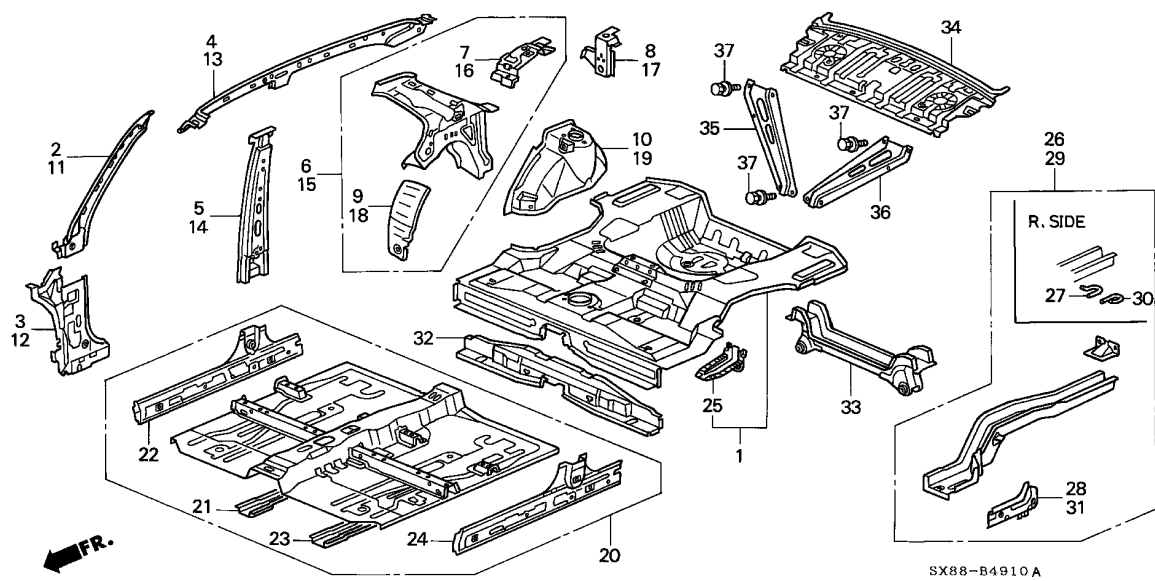
INNER PANELS



Ref. No.	Part No.	Description	Reqd. QTY								Serial No.	Parts catalogue code
			1996		1998		1999		2001			
			MT	AT	MT	AT	MT	AT	MT	AT		
14)	64620-SX8-Y00ZZ	PILLAR COMP., L. CENTER INNER	-	-	1	1	1	1	1	1		
15	64700-SX8-T00ZZ	PANEL COMP., L. RR. INSIDE ..	1	1	1	1	1	1	1	1		
16	64710-SX8-T00ZZ	SUPPORT COMP., L. RR. SHELF ..	1	1	1	1	1	1	1	1		
17	64716-SX8-M01ZZ	ANCHOR, L. RR. ELR	-	-	1	-	-	-	-	-	-----	T5B,T5C,T6D
18	64721-SX8-T00ZZ	EXTENSION, L. RR. WHEELHOUSE ARCH	-	-	-	1	1	1	1	1		
19	64730-SX8-T00ZZ	WHEELHOUSE COMP., L. RR.	1	1	-	-	-	-	-	-		
	64730-SX8-T01ZZ	-	-	1	1	-	-	-	-		
	64730-SX8-T30ZZ	-	-	-	-	1	-	1	-	-----	T11D
	64730-SX8-T01ZZ	-	-	-	-	1	-	1	-	-----	T11B,T11C,T4B,T8B
20	65100-SX8-T00ZZ	FLOOR COMP., FR.	1	-	-	-	-	-	-	-		
	65100-SX8-T50ZZ	-	1	-	-	-	-	-	-		
	65100-SX8-T01ZZ	-	-	1	-	1	-	1	-		
	65100-SX8-T51ZZ	-	-	-	1	-	1	-	1		
21	65116-SX8-T00ZZ	FRAME, R. FR. FLOOR	1	1	1	1	1	1	1	1		
22	65140-SX8-T00ZZ	SILL COMP., R. FR. INSIDE ...	1	1	-	-	-	-	-	-		
	65140-SX8-T01ZZ	-	-	1	1	1	1	1	1		
23	65166-SX8-T00ZZ	FRAME, L. FR. FLOOR	1	1	1	1	1	1	1	1		
24	65190-SX8-T00ZZ	SILL COMP., L. FR. INSIDE ...	1	1	-	-	-	-	-	-		
	65190-SX8-T01ZZ	-	-	1	1	1	1	1	1		
25	65513-SX8-T00ZZ	STIFFENER, RR. JACK UP	1	1	-	-	-	-	-	-		
	65513-SX8-T01ZZ	-	-	1	1	1	1	1	1		
26	65610-SX8-T00ZZ	FRAME COMP., R. RR.	1	1	-	-	-	-	-	-		
	65610-SX8-T01ZZ	-	-	1	1	1	1	1	1		

B-49-10

INNER PANELS

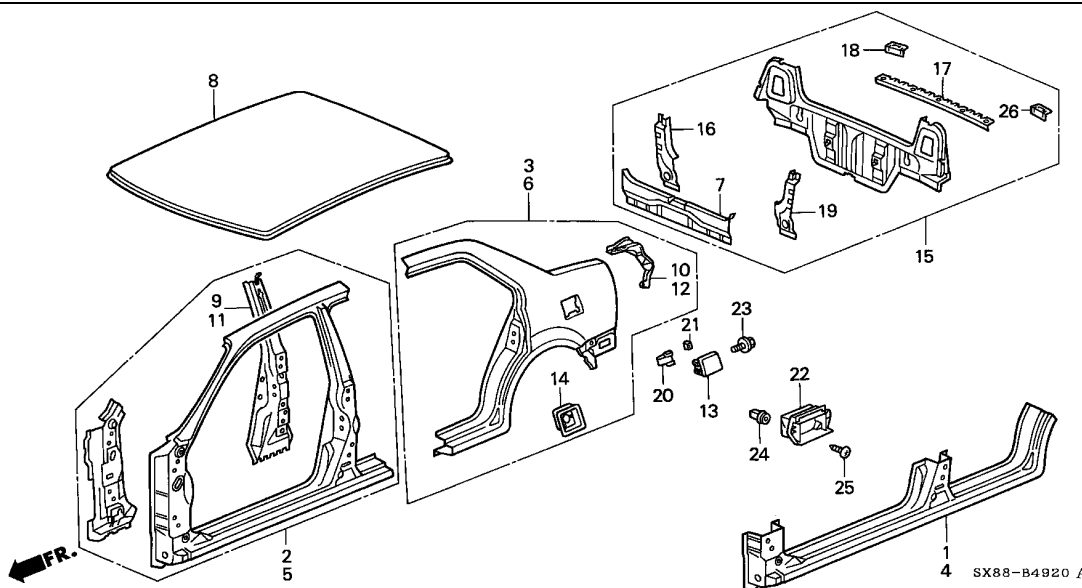


Ref. No.	Part No.	Description	Reqd. QTY								Serial No.	Parts catalogue code
			1996		1998		1999		2001			
			MT	AT	MT	AT	MT	AT	MT	AT		
27	65618-SX8-T00ZZ	ROD, R. SILENCER MOUNTING ...	1	1	1	1	1	1	1	1		
28	65640-SX8-T00ZZ	EXTENSION COMP., R. SIDE SILL	1	1	-	-	-	-	-	-		
	65640-SX8-T01ZZ	-	-	1	1	1	1	1	1		
29	65660-SX8-T00ZZ	FRAME COMP., L. RR.	1	1	-	-	-	-	-	-		
	65660-SX8-T01ZZ	-	-	1	1	1	1	1	1		
30	65668-SX8-T00ZZ	ROD, L. SILENCER MOUNTING ...	1	1	1	1	1	1	1	1		
31	65690-SX8-T00ZZ	EXTENSION COMP., L. SIDE SILL	1	1	-	-	-	-	-	-		
	65690-SX8-T01ZZ	-	-	1	1	1	1	1	1		
32	65700-SX8-T00ZZ	MEMBER COMP., MIDDLE FLOOR										
		CROSS										
33	65750-SX8-T00ZZ	MEMBER COMP., RR. FLOOR CROSS	1	1	-	-	-	-	-	-		
	65750-SX8-T01ZZ	-	-	1	1	-	-	-	-		
	65750-SX8-T10ZZ	-	-	-	-	1	1	1	1	-----	----- T2A,T4B,T8B
34	66500-SX8-T00ZZ	SHELF COMP., RR. PARCEL	1	1	-	-	-	-	-	-	-----	----- T11B,T11C,T11D
	66500-SX8-T01ZZ	-	-	1	-	1	-	1	1	-----	----- T2A,T4B
	66500-SX8-T10ZZ	-	-	1	-	1	-	1	1	-----	----- T11B,T11C,T11D,T5B,T5C,T6D,T8B
35	66521-SX8-T00ZZ	GUSSET, R. RR. BULKHEAD	1	1	-	-	-	-	-	-		
	66521-SX8-T01ZZ	-	-	1	1	1	1	1	1		
36	66571-SX8-T00ZZ	GUSSET, L. RR. BULKHEAD	1	1	-	-	-	-	-	-		
	66571-SX8-T01ZZ	-	-	1	1	1	1	1	1		
37	93404-06012-09	BOLT-WASHER, 6X12	9	9	9	9	9	9	9	9		



B-49-20

OUTER PANELS



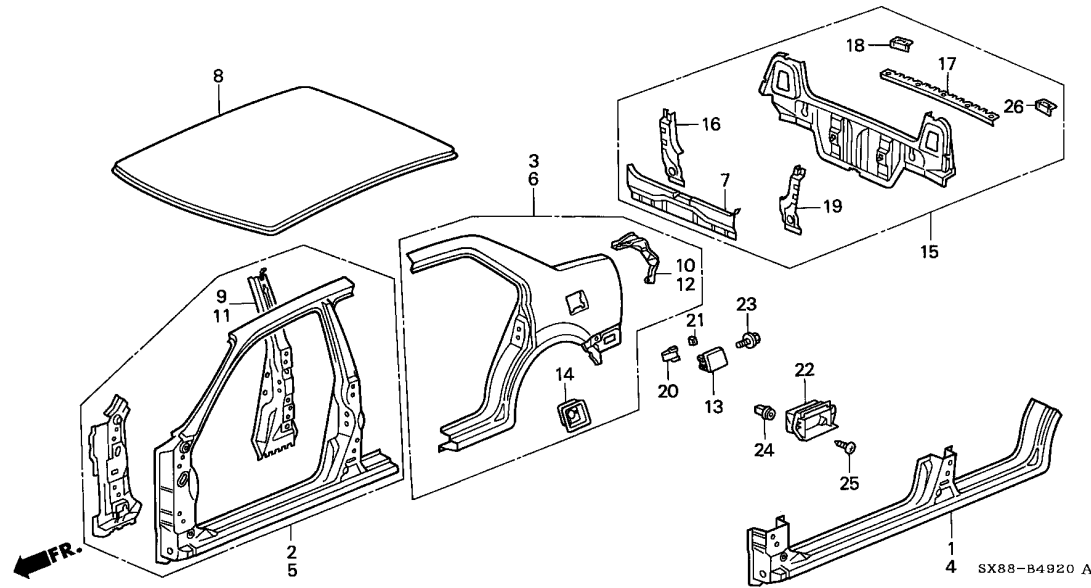
Service item	F.R.T.
LID COMP., FUEL FILLER (EXC. PAINTING COST)	0.2
OUTLET ASSY., RR. AIR	0.3

Ref. No.	Part No.	Description	Reqd. QTY								Serial No.	Parts catalogue code
			1996		1998		1999		2001			
			MT	AT	MT	AT	MT	AT	MT	AT		
1	04631-SX8-T00ZZ	PANEL, R. SIDE SILL	1	1	1	1	1	1	1	1		
2	04635-SX8-T00ZZ	PANEL SET, R. FR. OUTSIDE	1	1	1	1	-	-	-	-		
	04635-SX8-T10ZZ		-	-	-	-	1	1	1	1		
3	04636-SX8-T00ZZ	PANEL SET, R. RR. OUTSIDE	1	1	1	1	-	-	-	-		
	04636-SX8-T10ZZ		-	-	-	-	1	1	1	1		
4	04641-SX8-T00ZZ	PANEL, L. SIDE SILL	1	1	1	1	1	1	1	1		
5	04645-SX8-T00ZZ	PANEL SET, L. FR. OUTSIDE	1	1	1	1	-	-	-	-		
	04645-SX8-T10ZZ		-	-	-	-	1	1	1	1		
6	04646-SX8-T00ZZ	PANEL SET, L. RR. OUTSIDE	1	1	-	-	-	-	-	-		
	04646-SX8-T01ZZ		-	-	1	1	-	-	-	-		
	04646-SX8-T10ZZ		-	-	-	-	1	1	1	1		
7	04664-SX8-T00ZZ	STIFFENER SET, RR. PANEL UPPER	1	1	1	1	-	-	-	-		
	04664-SX8-T10ZZ		-	-	-	-	1	1	1	1		
8	62100-SX8-T00ZZ	PANEL COMP., ROOF	1	1	1	1	1	1	1	1		
9	63210-SX8-T00ZZ	STIFFENER COMP., R. CENTER PILLAR	1	1	1	1	1	1	1	1		
10	63320-SX8-T00ZZ	EXTENSION COMP., R. RR. GUTTER	1	1	1	1	-	-	-	-		
	63320-SX8-T10ZZ		-	-	-	-	1	1	1	1		
11	63610-SX8-T00ZZ	STIFFENER COMP., L. CENTER PILLAR	1	1	1	1	1	1	1	1		
12	63720-SX8-T00ZZ	EXTENSION COMP., L. RR. GUTTER	1	1	1	1	-	-	-	-		
	63720-SX8-T10ZZ		-	-	-	-	1	1	1	1		
13	63910-SX8-T00ZZ	LID COMP., FUEL FILLER	1	1	1	1	1	1	1	1		
14	63915-SH4-300ZZ	ADAPTER, FUEL CAP	1	1	1	1	-	-	-	-		
	63915-SX8-T00ZZ		-	-	-	-	1	1	1	1		
15	66100-SX8-T00ZZ	PANEL COMP., RR.	1	1	1	1	-	-	-	-		
	66100-SX8-T10ZZ		-	-	-	-	1	1	1	1		



B-49-20

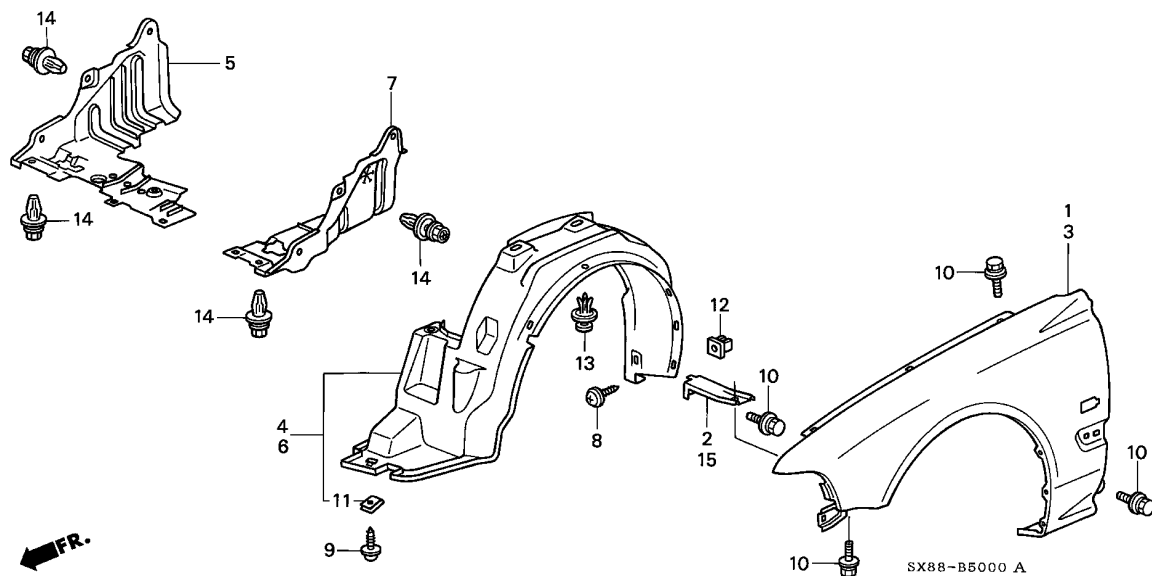
OUTER PANELS



Ref. No.	Part No.	Description	Reqd. QTY								Serial No.	Parts catalogue code
			1996		1998		1999		2001			
			MT	AT	MT	AT	MT	AT	MT	AT		
16	66114-SX8-T00ZZ	STIFFENER, R. RR. PANEL SIDE	1	1	1	1	-	-	-	-		
	66114-SX8-T10ZZ	-	-	-	-	1	1	1	1		
17	66118-SX8-T00ZZ	STIFFENER, RR. BUMPER FACE CENTER	1	1	-	-	-	-	-	-		
	66118-SX8-T01ZZ	-	-	1	1	1	1	1	1		
18	66119-SX8-T00ZZ	STIFFENER, RR. BUMPER FACE SIDE	1	1	1	1	-	-	-	-		
	66119-SX8-T10ZZ	STIFFENER, R. RR. BUMPER SIDE	-	-	-	-	1	1	1	1		
19	66154-SX8-T00ZZ	STIFFENER, L. RR. PANEL SIDE	1	1	1	1	-	-	-	-		
	66154-SX8-T10ZZ	-	-	-	-	1	1	1	1		
20	70494-SEO-000	SPRING, FUEL LID OPENER	1	1	1	1	1	1	1	1		
21	70495-692-000	CUSHION, FUEL FILLER LID	2	2	2	2	2	2	2	2		
22	75450-SM4-000	OUTLET ASSY., RR. AIR	1	1	1	1	1	1	1	1		
23	90147-634-003	BOLT, FENDER, 6X18	2	2	2	2	2	2	2	2		
24	90664-SB3-003	GROMMET, SCREW, 5MM	2	2	2	2	2	2	2	2		
25	93903-253J0	SCREW, TAPPING, 5X16	2	2	2	2	2	2	2	2		
26	66119-SX8-T00ZZ	STIFFENER, RR. BUMPER FACE SIDE	1	1	1	1	-	-	-	-		
	66159-SX8-T10ZZ	STIFFENER, L. RR. BUMPER SIDE	-	-	-	-	1	1	1	1		

B-50

FRONT FENDERS

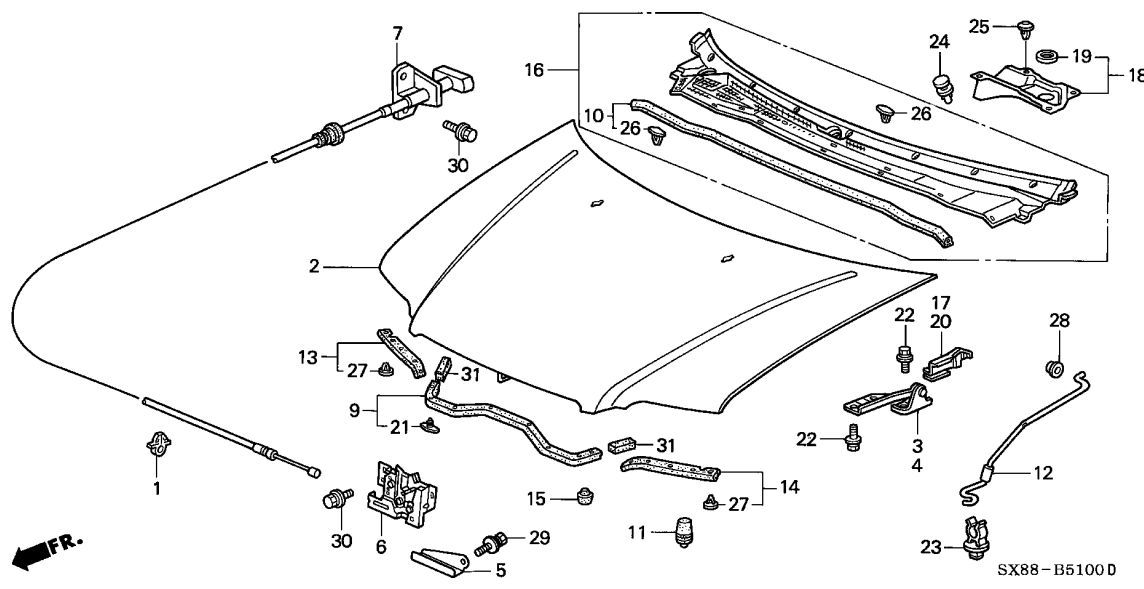


Service item	F.R.T.
FENDER, R. FR. INNER	0.2
.GUARD, R. FR. SPLASH	

Ref. No.	Part No.	Description	Reqd. QTY								Serial No.	Parts catalogue code
			1996		1998		1999		2001			
			MT	AT	MT	AT	MT	AT	MT	AT		
1	60211-SX8-T00ZZ	PANEL, R. FR. FENDER	1	1	1	1	-	-	-	-		
	60211-SX8-T10ZZ	-	-	-	-	1	1	1	1		
2	60212-SX8-T00ZZ	STAY, FR. FENDER	1	1	1	1	-	-	-	-		
	60212-SX8-T10ZZ	STAY, R. FR. FENDER	-	-	-	-	1	1	1	1		
3	60261-SX8-T00ZZ	PANEL, L. FR. FENDER	1	1	1	1	-	-	-	-		
	60261-SX8-T10ZZ	-	-	-	-	1	1	1	1		
4	74101-SX8-T00	FENDER, R. FR. INNER	1	1	1	1	-	-	-	-		
	74101-SX8-T01	-	-	-	-	1	1	1	1		
5	74115-SX8-T00	GUARD, R. FR. SPLASH	1	1	1	1	-	-	-	-		
	74115-SX8-T10	-	-	-	-	1	1	1	1		
6	74151-SX8-T00	FENDER, L. FR. INNER	1	1	1	1	-	-	-	-		
	74151-SX8-T01	-	-	-	-	1	1	1	1		
7	74165-SX8-T00	GUARD, L. FR. SPLASH	1	1	1	1	-	-	-	-		
	74165-SX8-T10	-	-	-	-	1	1	1	1		
8	90126-SA7-000	SCREW-WASHER, 5X20	6	6	6	6	6	6	6	6		
9	90126-SR4-000	SCREW-WASHER, 5X16	2	2	2	2	2	2	2	2		
10	90127-SAO-000	BOLT-WASHER, 6X16	16	16	16	16	16	16	-	-		
	93405-06016-08	-	-	-	-	-	-	16	16		
11	90308-SB2-013	NUT, SUSPENSION, 5MM	2	2	2	2	2	2	2	2		
12	90682-SB0-003	GROMMET, SCREW, 5MM	6	6	6	6	6	6	6	6		
13	91501-S04-003	CLIP, INNER FENDER	12	12	12	12	12	12	12	12		
14	91516-SK7-013	CLIP, UNDER COVER	12	12	12	12	11	11	11	11		
15	60212-SX8-T00ZZ	STAY, FR. FENDER	1	1	1	1	-	-	-	-		
	60262-SX8-T10ZZ	STAY, L. FR. FENDER	-	-	-	-	1	1	1	1		

B-51

HOOD



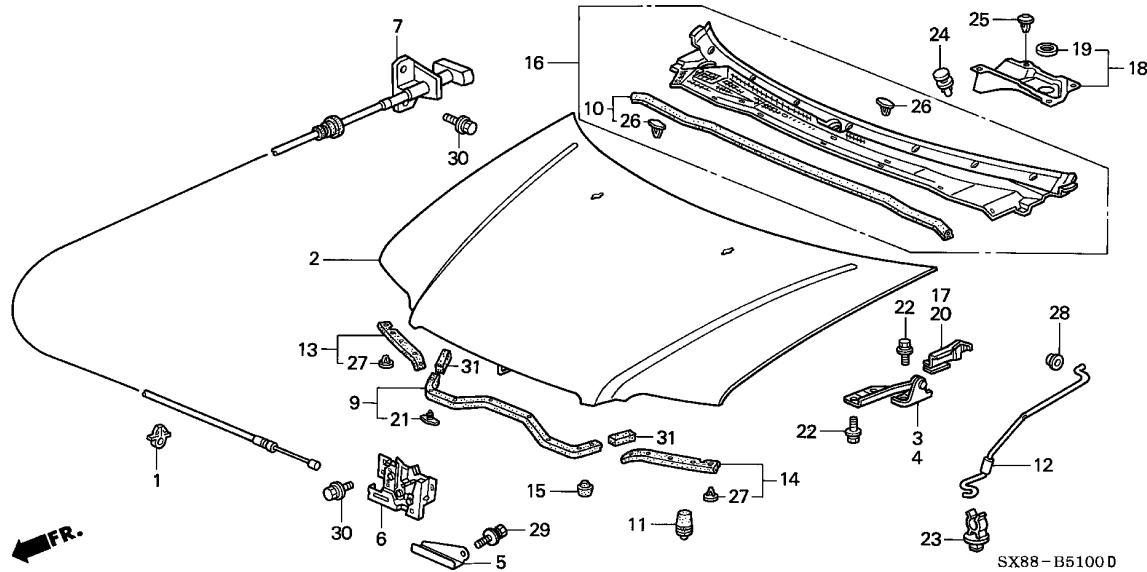
Service item	F.R.T.
RUBBER, HOOD RR. SEAL	0.1
.RUBBER, HOOD SEAL	
COWL TOP ASSY., FR.	0.3
LOCK ASSY., HOOD	0.5
HINGE COMP., R. HOOD	0.6
(EXC. PAINTING COST)	
(ADD 0.3 FOR EACH.)	
HOOD COMP.	0.7
(EXC. PAINTING COST)	
WIRE ASSY., HOOD	1.1

Ref. No.	Part No.	Description	Reqd. QTY								Serial No.	Parts catalogue code
			1996		1998		1999		2001			
			MT	AT	MT	AT	MT	AT	MT	AT		
1	17706-SC3-003	CLIP, FUEL PIPE	5	5	5	5	5	5	5	5		
2	60100-SX8-T00ZZ	HOOD COMP.	1	1	1	1	-	-	-	-		
	60100-SX8-T10ZZ	-	-	-	-	1	1	1	1		
3	60120-SX8-T00ZZ	HINGE COMP., R. HOOD	1	1	1	1	1	1	1	1		
4	60170-SX8-T00ZZ	HINGE COMP., L. HOOD	1	1	1	1	1	1	1	1		
5	60435-SX8-T00ZZ	PROTECTOR, HOOD WIRE	1	1	1	1	1	1	1	1		
6	74120-SX8-T01	LOCK ASSY., HOOD	1	1	1	1	-	-	-	-		
	74120-SX8-T02	-	-	-	-	1	1	1	1		
7	74130-SX8-T00	WIRE ASSY., HOOD	1	1	1	1	-	-	-	-		
	74130-SX8-T01	-	-	-	-	1	1	1	1		
9	74142-SX8-T00	RUBBER, HOOD SEAL	1	1	1	1	-	-	-	-		
	74142-SX8-T10	-	-	-	-	1	1	1	1		
10	74143-SX8-T00	RUBBER, HOOD RR. SEAL	1	1	1	1	1	1	1	1		
11	74144-SR3-000	CUSHION, HOOD	2	2	2	2	2	2	2	2		
12	74145-SX8-T00	STAY, HOOD OPENER	1	1	1	1	-	-	-	-		
	74145-SX8-T10	-	-	-	-	1	1	1	1		
13	74146-SX8-T00	RUBBER, R. FR. HEADLIGHT SEAL	1	1	1	1	-	-	-	-		
	74146-SX8-T10	-	-	-	-	1	1	1	1		
14	74147-SX8-T00	RUBBER, L. FR. HEADLIGHT SEAL	1	1	1	1	-	-	-	-		
	74147-SX8-T10	-	-	-	-	1	1	1	1		
15	74177-SD4-000	CUSHION A, HOOD	2	2	2	2	2	2	2	2		
16	74200-SX8-T00	COWL TOP ASSY., FR.	1	1	-	-	-	-	-	-		
	74200-SX8-T01	-	-	1	1	1	1	1	1		
17	74214-SX8-T00	COVER, R. HOOD HINGE	1	1	1	1	1	1	1	1		
18	74230-SH4-000	GUIDE, WINDSHIELD LOWER WATER	1	1	1	1	1	1	1	1		
19	74232-SH3-003	CAP, WATER GUIDE	1	1	1	1	1	1	1	1		



B-51

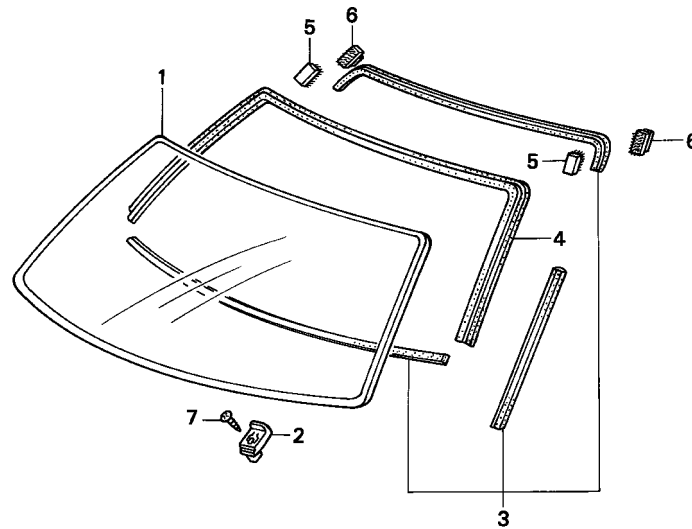
HOOD



Ref. No.	Part No.	Description	Reqd. QTY								Serial No.	Parts catalogue code
			1996		1998		1999		2001			
			MT	AT	MT	AT	MT	AT	MT	AT		
20	74264-SX8-T00	COVER, L. HOOD HINGE	1	1	1	1	1	1	1	1		
21	90107-SM4-003	CLIP, HOOD SEAL	8	8	8	8	8	8	8	8		
22	90127-SAO-000	BOLT-WASHER, 6X16	8	8	8	8	8	8	8	8		
23	91503-SS0-003	HOLDER, ROD	1	1	1	1	1	1	1	1		
24	91508-SX8-003	CLIP, COWL TOP	7	7	7	7	7	7	7	7		
25	91515-SH3-003	CLIP, WATER GUIDE	1	1	1	1	1	1	1	1		
26	91515-SR3-000	CLIP, RR. HOOD	11	11	11	11	11	11	11	11		
27	91518-SM4-003	CLIP, TRUNK MOLDING	10	10	10	10	10	10	10	10		
28	91604-SD2-013	GROMMET, HOOD STAY	1	1	1	1	1	1	1	1		
29	93403-06012-08	BOLT-WASHER, 6X12	1	1	1	1	1	1	1	1		
30	93405-06016-08	BOLT-WASHER, 6X16	5	5	5	5	5	5	5	5		
31	74144-SX8-T10	RUBBER, HOOD FR. SIDE SEAL ..	-	-	-	-	2	2	2	2		

B-52

FRONT WINDSHIELD



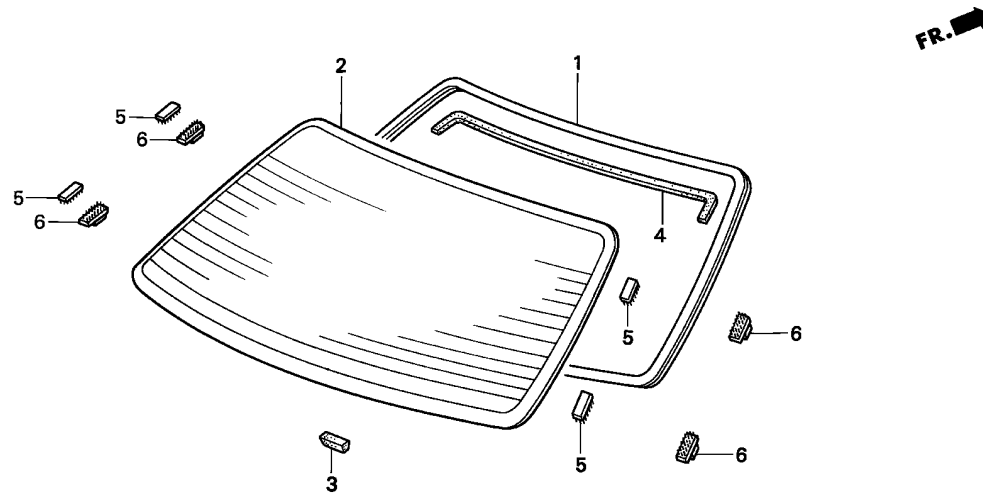
SX88-B5200

Service item	F.R.T.
GLASS, FR. WINDSHIELD	4.5
.MOLDING, FR. WINDSHIELD	

Ref. No.	Part No.	Description	Reqd. QTY								Serial No.	Parts catalogue code
			1996		1998		1999		2001			
			MT	AT	MT	AT	MT	AT	MT	AT		
1	73111-SX8-T00	GLASS, FR. WINDSHIELD (GREEN)	1	1	-	-	-	-	-	-	-	-
	73111-SX8-T10	-	-	1	1	1	1	1	1	1	1
2	73127-SR3-003	HOLDER, FR. WINDSHIELD GLASS	2	2	2	2	2	2	2	2	2	2
3	73129-SX8-T00	RUBBER SET, FR. WINDSHIELD DAM	1	1	1	1	1	1	1	1	1	1
4	73150-SX8-T00	MOLDING, FR. WINDSHIELD	1	1	1	1	1	1	1	1	1	1
5	91536-SS0-J01	FASTENER A, WINDSHIELD	2	2	2	2	2	2	2	2	2	2
6	91538-SX8-T01	FASTENER C, WINDSHIELD GLASS	2	2	2	2	2	2	2	2	2	2
7	93903-453J0	SCREW, TAPPING, 5X16	2	2	2	2	2	2	2	2	2	2

B-52-10

REAR WINDSHIELD

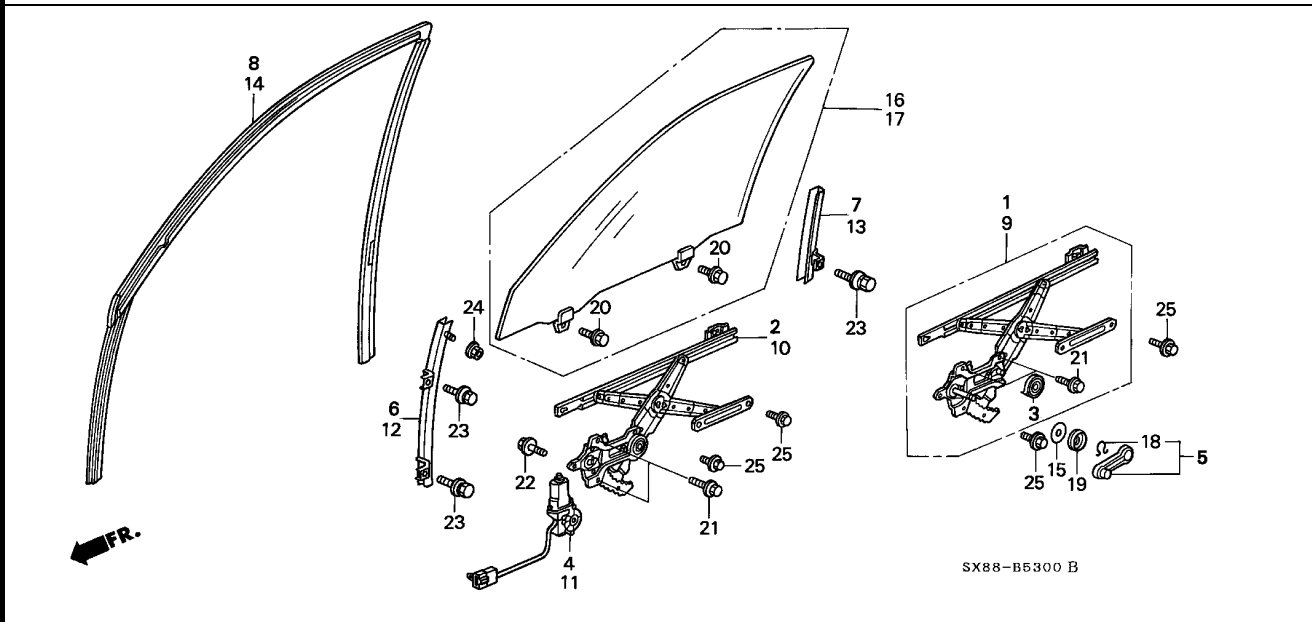


Service item	F.R.T.
GLASS, RR. WINDSHIELD	4.5
.MOLDING, RR. WINDSHIELD	

Ref. No.	Part No.	Description	Reqd. QTY								Serial No.	Parts catalogue code
			1996		1998		1999		2001			
			MT	AT	MT	AT	MT	AT	MT	AT		
1	73210-SX8-T01	MOLDING, RR. WINDSHIELD	1	1	1	1	1	1	1	1		
2	73211-SX8-T00	GLASS, RR. WINDSHIELD (GREEN)	1	1	-	-	-	-	-	-		
	73211-SX8-T20	1	1	-	-	-	-	-	-		
	73211-SX8-T30	-	-	1	-	1	-	1	1		T2A,T4B
			-	-	1	-	1	-	1	1		T11B,T11C,T11D,T5B,T5C,T6D,T8B
3	73221-SR4-000	SPACER, RR. WINDSHIELD	1	1	1	1	1	1	1	1		
4	73225-SX8-T00	RUBBER, RR. WINDSHIELD DAM ..	1	1	1	1	1	1	1	1		
5	91536-SS0-J01	FASTENER A, WINDSHIELD	4	4	4	4	4	4	4	4		
6	91538-SX8-T01	FASTENER C, WINDSHIELD GLASS	4	4	4	4	4	4	4	4		

B-53

FRONT DOOR WINDOWS



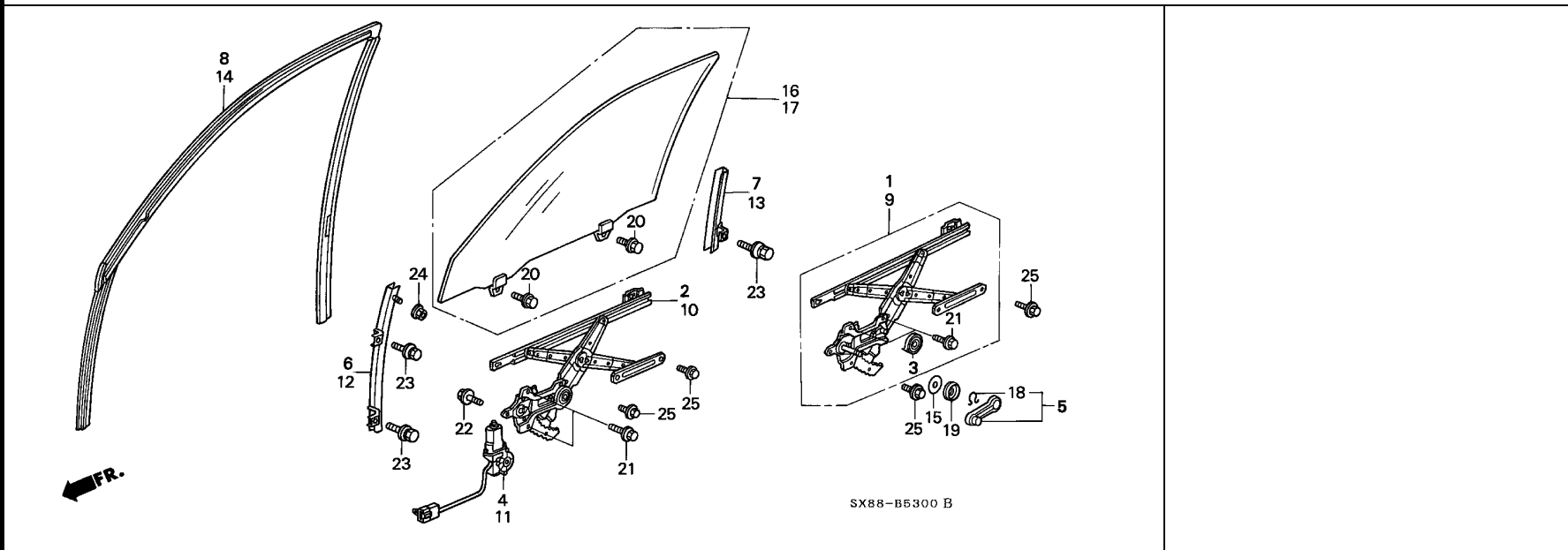
Service item	F.R.T.
HANDLE ASSY., REGULATOR	0.1
GLASS ASSY., R. FR. DOOR	0.5
.SASH, R. FR. DOOR CENTER LOWER	
REGULATOR, R. FR. DOOR	0.7
.SASH, R. FR. DOOR LOWER	
REGULATOR, R. FR. DOOR POWER	0.8
.RUNCHANNEL, R. FR. DOOR	
MOTOR ASSY., R. FR. DOOR POWER WINDOW	0.9

Ref. No.	Part No.	Description	Reqd. QTY								Serial No.	Parts catalogue code
			1996		1998		1999		2001			
			MT	AT	MT	AT	MT	AT	MT	AT		
1	72210-SH4-003	REGULATOR, R. FR. DOOR (MANUAL)	1	-	1	-	1	-	1	1	-----	T1A,T2A,T4B
2	72211-SX8-003	REGULATOR, R. FR. DOOR (POWER)	1	-	1	-	1	-	1	1	-----	T11B,T11C,T11D,T3B,T5B,T5C,T6D,T8B
			-	1	-	1	-	1	-	-		
3	72212-SH3-003	SPRING, SPIRAL	2	-	2	-	2	-	2	2	-----	T1A,T2A,T4B
4	72215-SX8-T01	MOTOR ASSY., R. FR. DOOR POWER WINDOW	1	-	-	-	-	-	-	-	-----	TP102810 T3B TP104535
	72215-SX8-T02	1	-	-	-	-	-	-	-	-----	TP102811 T3B TP104536
	72215-SX8-T03	-	-	1	-	1	-	1	1	-----	T11B,T11C,T11D,T5B,T5C,T6D,T8B
			-	-	-	1	-	1	-	-		
5	72220-SX8-000ZA	HANDLE ASSY., REGULATOR *NH264L*.....CLASSY GRAY	2	-	2	-	2	-	2	-	-----	T1A,T2A
	72220-SX8-000ZB	*NH361L*.....CF GRAY	-	-	-	-	-	-	2	2	-----	T4B
6	72230-SX8-003	SASH, R. FR. DOOR LOWER	1	1	1	1	1	1	1	1		
7	72231-SH4-000	SASH, R. FR. DOOR CENTER LOWER	1	1	1	1	1	1	1	1		
8	72235-SX8-T01	RUNCHANNEL, R. FR. DOOR	1	1	-	-	-	-	-	-		
	72235-SX8-F01	-	-	1	-	1	1	1	1	-----	T2A,T4B,T8B T11B,T11C,T11D,T5B,T5C,T6D
			-	-	-	1	-	-	-	-		
9	72250-SH4-003	REGULATOR, L. FR. DOOR (MANUAL)	1	-	1	-	1	-	1	1	-----	T1A,T2A,T4B
10	72251-SX8-003	REGULATOR, L. FR. DOOR (POWER)	1	-	1	-	1	-	1	1	-----	T11B,T11C,T11D,T3B,T5B,T5C,T6D,T8B
			-	1	-	1	-	1	-	-		



B-53

FRONT DOOR WINDOWS

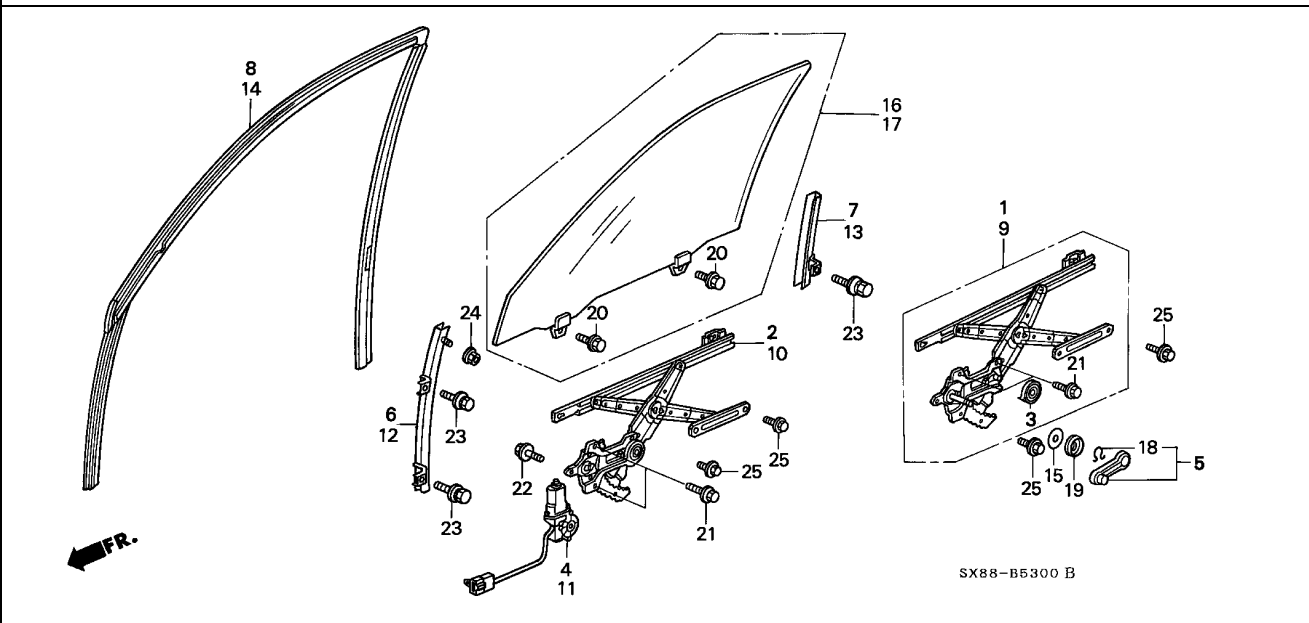


Ref. No.	Part No.	Description	Reqd. QTY								Serial No.	Parts catalogue code
			1996		1998		1999		2001			
			MT	AT	MT	AT	MT	AT	MT	AT		
11	72255-SX8-T01	MOTOR ASSY., L. FR. DOOR POWER WINDOW	1	-	-	-	-	-	-	-	----- TP102810 T3B	
	72255-SX8-T02	-	1	-	-	-	-	-	-	----- TP104535	
	72255-SX8-T03	1	-	-	-	-	-	-	-	TP102811 ----- T3B	
	72255-SX8-F01	-	-	1	-	1	-	1	1	----- TP104536	
	72275-SX8-F01	-	-	1	-	1	-	1	1	----- T11B,T11C,T11D,T5B,T5C,T6D,T8B	
12	72270-SX8-003	SASH, L. FR. DOOR LOWER	1	1	1	1	1	1	1	1		
13	72271-SH4-000	SASH, L. FR. DOOR CENTER LOWER	1	1	1	1	1	1	1	1		
14	72275-SX8-T01	RUNCHANNEL, L. FR. DOOR	1	1	-	-	-	-	-	-		
	72275-SX8-F01	-	-	1	-	1	1	1	1	----- T2A,T4B,T8B	
	72275-SX8-F01	-	-	1	-	1	1	1	1	----- T11B,T11C,T11D,T5B,T5C,T6D	
15	72322-SX8-000	SEAL, DOOR	-	-	2	-	2	-	2	2	----- T2A,T4B	
16	73300-SX8-T00	GLASS ASSY., R. FR. DOOR (GREEN)	1	1	1	1	1	1	1	1		
17	73350-SX8-T00	GLASS ASSY., L. FR. DOOR (GREEN)	1	1	1	1	1	1	1	1		
18	75342-679-000	PIN, WINDOW REGULATOR HANDLE	2	-	2	-	2	-	2	2	----- T1A,T2A,T4B	
19	75343-SB3-000YJ	ESCUTCHEON, REGULATOR HANDLE *NH264L*.....CLASSY GRAY	2	-	2	-	2	-	2	2	----- T1A,T2A	
	75343-SB3-000YQ	*NH361L*.....CF GRAY	-	-	-	-	-	-	2	2	----- T4B	
20	90011-896-000	BOLT, FLANGE, 6X8	4	4	4	4	4	4	4	4		
21	90115-SG0-003	BOLT, FLANGE, 6MM	4	4	4	4	4	4	4	4		
22	90120-SE3-003	BOLT, FLANGE, 6X12	6	-	6	-	6	-	6	6	----- T11B,T11C,T11D,T3B,T5B,T5C,T6D,T8B	
23	93405-06016-08	BOLT-WASHER, 6X16	-	6	-	6	-	6	-	-		
			6	6	6	6	6	6	6	6		



B-53

FRONT DOOR WINDOWS



Ref. No.	Part No.	Description	Reqd. QTY								Serial No.	Parts catalogue code
			1996		1998		1999		2001			
			MT	AT	MT	AT	MT	AT	MT	AT		

24	94050-05000	NUT, FLANGE, 5MM	2	2	2	2	2	2	2	2		
25	95701-06010-08	BOLT, FLANGE, 6X10	8	8	8	8	8	8	8	8		



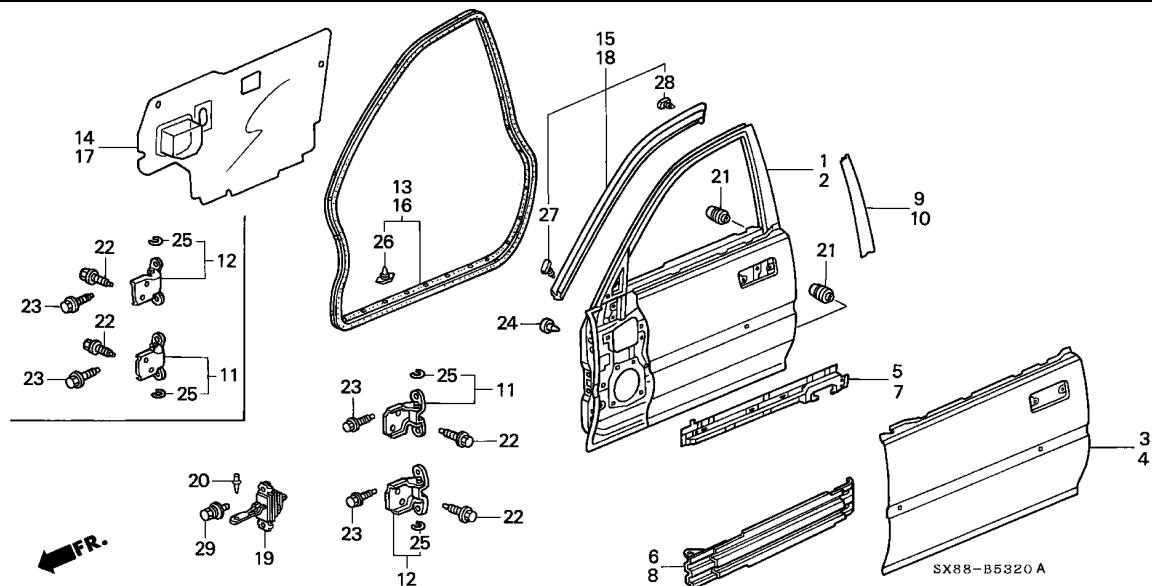
B-53-10

FRONT DOOR LOCKS

Ref. No.	Part No.	Description	Reqd. QTY								Serial No.	Parts catalogue code
			1996		1998		1999		2001			
			MT	AT	MT	AT	MT	AT	MT	AT		
16	72150-SX8-T01	LOCK ASSY., L. FR. DOOR	1	1	1	1	1	1	1	1		
17	72155-SX8-003	ACTUATOR ASSY., L. FR. DOOR LOCK	1	-	1	-	1	-	1	1	-----	T11B,T11C,T11D,T3B,T5B,T5C,T6D,T8B
			-	1	-	1	-	1	-	-		
18	72160-SX8-T11	HANDLE ASSY., L. INSIDE	1	-	-	-	-	-	-	-	-----	T3B
			-	1	-	-	-	-	-	-		
19	72160-SX8-T01	HANDLE ASSY., L. INSIDE	1	-	-	-	-	-	-	-	-----	T1A
			-	-	1	1	-	-	-	-		
	75520-SB4-023ZM	*NH264L*.....CLASSY GRAY	-	-	-	-	1	1	1	1		
	75520-SB4-023ZR	*YR164L*.....MEDIUM TAUPE	-	-	-	-	-	1	1	1	-----	T11B,T11C,T11D,T8B
20	72165-SH4-A11ZH	CASE, L. INSIDE HANDLE	1	-	-	-	-	-	-	-	-----	T1A
		NH264L.....CLASSY GRAY	-	-	1	1	1	1	1	1		
	72165-SH4-A11ZK	*YR164L*.....MEDIUM TAUPE	-	-	-	-	-	-	1	1	-----	T11B,T11C,T11D,T8B
21	72165-SH4-A22ZG	CASE COMP., L. INSIDE HANDLE (MITSUI KINZOKU)	1	-	-	-	-	-	-	-	-----	T3B
		NH264L.....CLASSY GRAY	-	1	-	-	-	-	-	-		
22	72171-SX8-T01	ROD, L. FR. INSIDE HANDLE ...	1	1	1	1	1	1	1	1		
23	72175-SH3-003	HOLDER, DOOR LOCK ROD	2	2	2	2	2	2	2	2		
24	72180-SX8-T01	HANDLE ASSY., L. FR. DOOR OUTSIDE	1	-	1	-	1	-	1	1	-----	T1A,T2A,T4B
		T99.....UNPAINTED	1	-	1	-	1	-	1	1	-----	T11B,T11C,T11D,T3B,T5B,T5C,T6D,T8B
			-	1	-	1	-	1	-	-		
25	72616-SM4-003	SNAP (NATURAL)	2	2	2	2	2	2	2	2		
26	75411-634-000	JOINT	2	2	2	2	2	2	2	2		
27	75513-SB2-000	CUSHION, LOCK ROD (35MMX58MM)	2	2	2	2	2	2	2	2		
28	75513-SB4-000	CUSHION, LOCK ROD (15MMX40MM)	2	2	2	2	2	2	2	2		
29	75555-SB2-003	STRIKER, DOOR LOCK	2	2	2	2	2	2	2	2		
30	90101-SR4-003	SCREW, 3X10	2	-	2	-	2	-	2	2	-----	T11B,T11C,T11D,T3B,T5B,T5C,T6D,T8B
			-	2	-	2	-	2	-	-		
31	90101-SX8-003	SCREW (3X16)	3	-	3	-	3	-	3	3	-----	T11B,T11C,T11D,T3B,T5B,T5C,T6D,T8B
			-	3	-	3	-	3	-	-		
32	90111-SA0-000	SCREW, TAPPING, 4X8	2	2	2	2	2	2	2	2		
33	90120-SV4-000	BOLT, LOCK STRIKER	4	4	4	4	4	4	4	4		
34	90662-SB2-003	GROMMET, SCREW, 5MM	4	-	-	-	-	-	-	-	-----	T1A
			5	-	-	-	-	-	-	-	-----	T3B
			-	5	4	4	4	4	4	4		
35	91540-SV4-003	CLIP, HARNESS BAND (NATURAL) (145.2MM)	2	-	2	-	2	-	2	2	-----	T11B,T11C,T11D,T3B,T5B,T5C,T6D,T8B
			-	2	-	2	-	2	-	-		
36	93403-06012-08	BOLT-WASHER, 6X12	4	4	4	4	4	4	4	4		
37	93600-06028-0A	SCREW, FLAT, 6X28	6	6	6	6	6	6	6	6		
38	93903-45220	SCREW, TAPPING, 5X12	4	-	-	-	-	-	-	-	-----	T1A
			5	-	-	-	-	-	-	-	-----	T3B
			-	5	4	4	4	4	4	4		

B-53-20

FRONT DOOR PANELS



Service item	F.R.T.
SUB SEAL, R. FR. DOOR	0.2
CHECKER COMP., FR. DOOR	0.4
SEAL, FR. DOOR HOLE	0.5
WEATHERSTRIP, R. FR. DOOR	0.6
HINGE A, FR. DOOR	0.7
(EXC. PAINTING COST)	
(ADD 0.3 FOR EACH.)	
PANEL COMP., R. FR. DOOR	2.7
(EXC. PAINTING COST)	

Ref. No.	Part No.	Description	Reqd. QTY								Serial No.	Parts catalogue code
			1996		1998		1999		2001			
			MT	AT	MT	AT	MT	AT	MT	AT		
1	67010-SX8-F00ZZ	PANEL COMP., R. FR. DOOR	1	1	-	-	-	-	-	-		
	67010-SX8-Y00ZZ	-	-	1	1	1	1	1	1		
2	67050-SX8-F00ZZ	PANEL COMP., L. FR. DOOR	1	1	-	-	-	-	-	-		
	67050-SX8-Y00ZZ	-	-	1	1	1	1	1	1		
3	67111-SX8-T00ZZ	SKIN, R. FR. DOOR	1	1	1	1	1	1	1	1		
4	67151-SX8-T00ZZ	SKIN, L. FR. DOOR	1	1	1	1	1	1	1	1		
5	67221-SH4-300ZZ	STIFFENER, R. FR. DOOR SKIN UPPER	1	1	1	1	1	1	1	1		
6	67231-SH4-A03ZZ	BEAM, R. FR. DOOR SKIN	1	1	-	-	-	-	-	-		
7	67261-SH4-300ZZ	STIFFENER, L. FR. DOOR SKIN UPPER	1	1	1	1	1	1	1	1		
8	67271-SH4-A03ZZ	BEAM, L. FR. DOOR SKIN	1	1	-	-	-	-	-	-		
9	67326-SX8-003ZF	TAPE, R. FR. DOOR SASH *T99*.....UNPAINTED	-	-	1	-	-	-	-	-	-----	T5B,T5C,T6D
			-	-	-	1	-	-	-	-	-----	T5B,T5C,T6D
10	67366-SX8-003ZF	TAPE, L. FR. DOOR SASH *T99*.....UNPAINTED	-	-	1	-	-	-	-	-	-----	T5B,T5C,T6D
			-	-	-	1	-	-	-	-	-----	T5B,T5C,T6D
11	67410-SH3-K02ZZ	HINGE A, FR. DOOR	2	2	2	2	2	2	2	2		
12	67450-SH3-K02ZZ	HINGE B, FR. DOOR	2	2	2	2	2	2	2	2		
13	72310-SX8-T01	WEATHERSTRIP, R. FR. DOOR ...	1	1	1	1	1	1	1	1		
14	72321-SX8-000	SEAL, FR. DOOR HOLE	1	-	1	-	1	-	1	1	-----	T1A,T2A,T4B
	72321-SX8-T00	SEAL, R. FR. DOOR HOLE	1	-	1	-	1	-	1	1	-----	T11B,T11C,T11D,T3B,T5B,T5C,T6D,T8B
			-	1	-	1	-	1	-	-		
15	72325-SX8-T01	SUB SEAL, R. FR. DOOR	1	1	-	-	-	-	-	-		
			-	-	1	-	1	1	1	1	-----	T2A,T4B,T8B

B-53-20

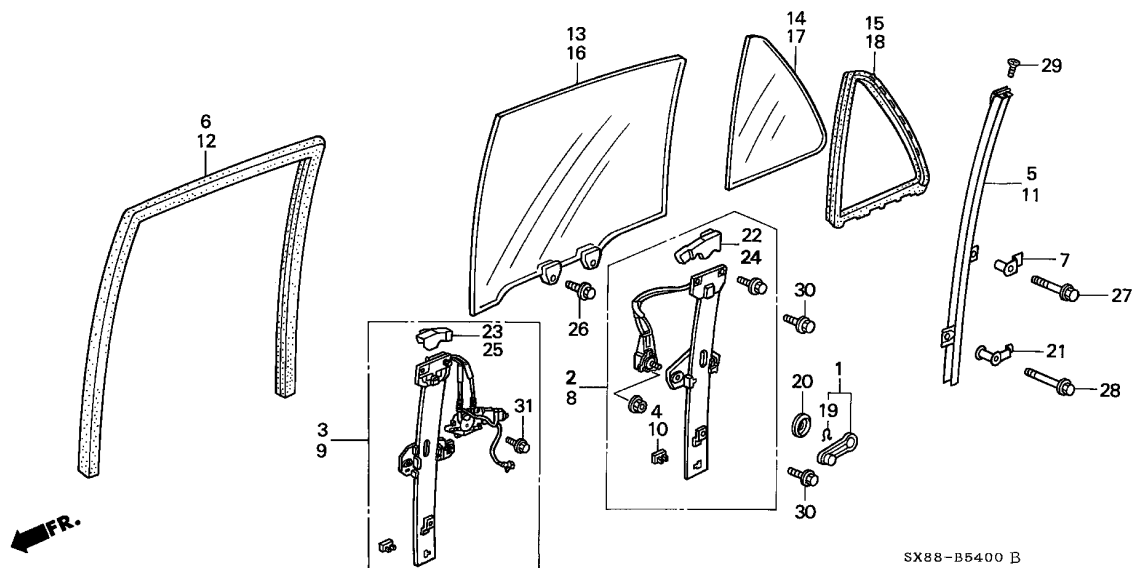
FRONT DOOR PANELS

Ref. No.	Part No.	Description	Reqd. QTY								Serial No.	Parts catalogue code		
			1996		1998		1999		2001					
			MT	AT	MT	AT	MT	AT	MT	AT				
15)	72325-SX8-F01	SUB SEAL, R. FR. DOOR	-	-	1	-	1	1	1	1	1	1	-----	T11B,T11C,T11D,T5B,T5C,T6D
			-	-	-	1	-	-	-	-	-	-		
16	72350-SX8-T01	WEATHERSTRIP, L. FR. DOOR ...	1	1	1	1	1	1	1	1	1	1		
17	72361-SX8-T00	SEAL, L. FR. DOOR HOLE	1	-	-	-	-	-	-	-	-	-	-----	T3B
			-	1	-	-	-	-	-	-	-	-		
	72321-SX8-000	SEAL, FR. DOOR HOLE	1	-	1	-	1	-	1	-	1	1	-----	T1A,T2A,T4B
	72361-SX8-P00	SEAL, L. FR. DOOR HOLE	-	-	1	-	1	-	1	-	1	1	-----	T11B,T11C,T11D,T5B,T5C,T6D,T8B
			-	-	-	1	-	1	-	1	-	-		
18	72365-SX8-T01	SUB SEAL, L. FR. DOOR	1	1	-	-	-	-	-	-	-	-		
			-	-	1	-	1	1	1	1	1	1	-----	T2A,T4B,T8B
	72365-SX8-F01	-	-	1	-	1	1	1	1	1	1	-----	T11B,T11C,T11D,T5B,T5C,T6D
			-	-	-	1	-	-	-	-	-	-		
19	75750-SE7-003	CHECKER COMP., FR. DOOR	2	2	2	2	-	-	-	-	-	-		
	72340-SX8-T01	-	-	-	-	2	2	2	2	2	2		
20	75760-SB2-003	PIN, DOOR CHECKER	2	2	2	2	2	2	2	2	2	2		
21	75891-SA7-000	STOPPER, DOOR	4	4	4	4	4	4	4	4	4	4		
22	90001-SD2-000	BOLT, FLANGE, 8X22	8	8	8	8	8	8	8	8	8	8		
23	90157-SA0-000	BOLT-WASHER, 8X25	8	8	8	8	8	8	8	8	8	8		
24	90686-692-003	CAP, LINING MOUNT	2	2	2	2	2	2	2	2	2	2		
25	90755-SB2-000	E-RING, 6MM	4	4	4	4	4	4	4	4	4	4		
26	91530-SE0-003	CLIP A, DOOR WEATHERSTRIP ...	44	44	44	44	44	44	44	44	44	44		
27	91530-SE0-003	CLIP A, DOOR WEATHERSTRIP ...	2	2	-	-	-	-	-	-	-	-		
			-	-	2	-	2	2	2	2	2	2	-----	T2A,T4B,T8B
	91530-SH4-003	CLIP, DOOR WEATHERSTRIP	-	-	2	-	2	2	2	2	2	2	-----	T11B,T11C,T11D,T5B,T5C,T6D
			-	-	-	2	-	-	-	-	-	-		
28	91530-SX8-003	CLIP, DOOR SUB SEAL	2	2	-	-	-	-	-	-	-	-		
			-	-	2	-	2	2	2	2	2	2	-----	T2A,T4B,T8B
	91530-SX8-F00	-	-	2	-	2	2	2	2	2	2	-----	T11B,T11C,T11D,T5B,T5C,T6D
			-	-	-	2	-	-	-	-	-	-		
29	93405-06016-08	BOLT-WASHER, 6X16	4	4	4	4	4	4	4	4	4	4		



B-54

REAR DOOR WINDOWS



Service item	F.R.T.
HANDLE ASSY., REGULATOR	0.1
GLASS ASSY., R. RR. DOOR	0.5
REGULATOR, R. RR. DOOR	0.6
REGULATOR ASSY., R. RR. DOOR ..	0.7
RUNCHANNEL, R. RR. DOOR	0.8
.SASH, R. RR. DOOR CENTER	
GLASS, R. RR. DOOR QUARTER ...	0.9
.SEAL, R. RR. DOOR QUARTER	

SX88-B5400 B

Ref. No.	Part No.	Description	Reqd. QTY								Serial No.	Parts catalogue code
			1996		1998		1999		2001			
			MT	AT	MT	AT	MT	AT	MT	AT		
1	72220-SX8-000ZA	HANDLE ASSY., REGULATOR *NH264L*.....CLASSY GRAY	2	2	-	-	-	-	-	-		
	72220-SX8-000ZB	*NH361L*.....CF GRAY	-	-	2	-	2	-	2	2	-----	T2A T4B
2	72710-SH4-003	REGULATOR, R. RR. DOOR	1	1	-	-	-	-	-	-	-----	T2A,T4B
3	72710-SX8-T01	REGULATOR ASSY., R. RR. DOOR (POWER)	-	-	1	-	1	-	1	1	-----	T11B,T11C,T11D,T5B,T5C,T6D,T8B
4	72717-SH4-003	GUIDE, R. CABLE	1	1	-	-	-	-	-	-	-----	T2A,T4B
5	72731-SX8-003	SASH, R. RR. DOOR CENTER	1	1	1	1	1	1	1	1	-----	
6	72735-SX8-T01	RUNCHANNEL, R. RR. DOOR	1	1	-	-	-	-	-	-	-----	T2A,T4B,T8B
	72735-SX8-F01	-	-	1	-	1	1	1	1	-----	T11B,T11C,T11D,T5B,T5C,T6D
7	72737-SH4-000	COLLAR A, RR. DOOR PANEL UPPER	2	2	2	2	2	2	2	2	-----	
8	72750-SH4-003	REGULATOR, L. RR. DOOR	1	1	-	-	-	-	-	-	-----	
9	72750-SX8-T01	REGULATOR ASSY., L. RR. DOOR (POWER)	-	-	1	-	1	-	1	1	-----	T2A,T4B
			-	-	-	1	-	1	-	-	-----	T11B,T11C,T11D,T5B,T5C,T6D,T8B
10	72757-SH4-003	GUIDE, L. CABLE	1	1	-	-	-	-	-	-	-----	T2A,T4B
			-	-	1	-	1	-	1	1	-----	T2A,T4B
11	72771-SX8-003	SASH, L. RR. DOOR CENTER	1	1	1	1	1	1	1	1	-----	
12	72775-SX8-T01	RUNCHANNEL, L. RR. DOOR	1	1	-	-	-	-	-	-	-----	T2A,T4B,T8B
			-	-	1	-	1	1	1	1	-----	T2A,T4B,T8B



B-54

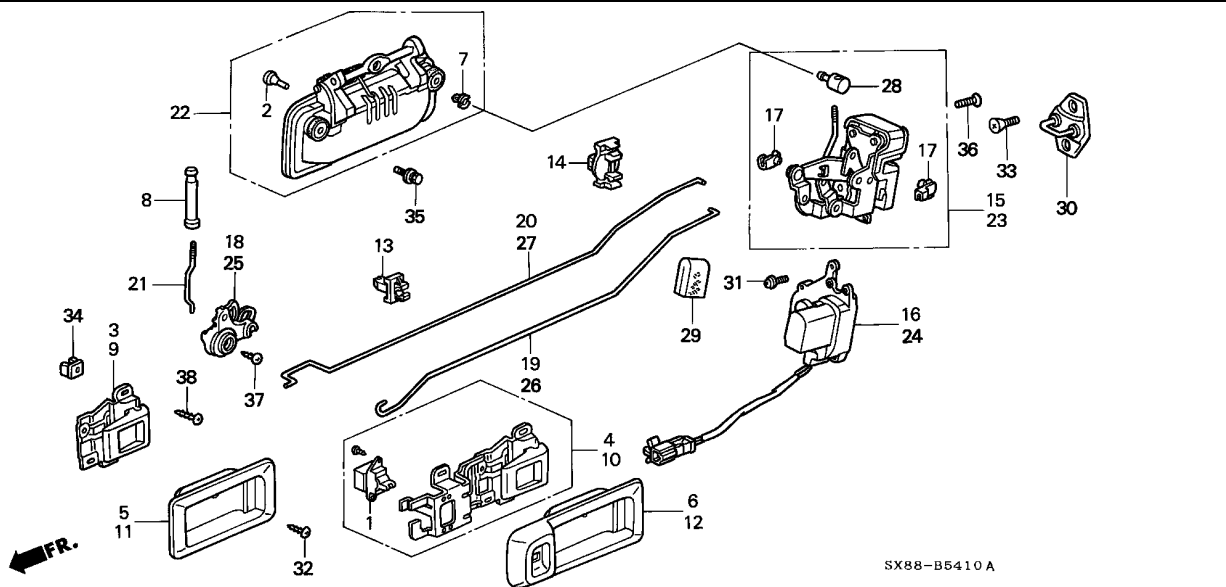
REAR DOOR WINDOWS

Ref. No.	Part No.	Description	Reqd. QTY								Serial No.	Parts catalogue code		
			1996		1998		1999		2001					
			MT	AT	MT	AT	MT	AT	MT	AT				
12)	72775-SX8-F01	RUNCHANNEL, L. RR. DOOR	-	-	1	-	1	1	1	1	1	1	-----	T11B,T11C,T11D,T5B,T5C,T6D
13	73400-SX8-T00	GLASS ASSY., R. RR. DOOR (GREEN)	1	1	1	1	1	1	1	1	1	1		
14	73416-SX8-T00	GLASS, R. RR. DOOR QUARTER (GREEN)	1	1	1	1	1	1	1	1	1	1		
15	73441-SX8-T01	SEAL, R. RR. DOOR QUARTER ...	1	1	1	1	1	1	1	1	1	1		
16	73450-SX8-T00	GLASS ASSY., L. RR. DOOR (GREEN)	1	1	1	1	1	1	1	1	1	1		
17	73466-SX8-T00	GLASS, L. RR. DOOR QUARTER (GREEN)	1	1	1	1	1	1	1	1	1	1		
18	73491-SX8-T01	SEAL, L. RR. DOOR QUARTER ...	1	1	1	1	1	1	1	1	1	1		
19	75342-679-000	PIN, WINDOW REGULATOR HANDLE	2	2	-	-	-	-	-	-	-	-		
20	75343-SB3-000YJ	ESCUTCHEON, REGULATOR HANDLE *NH264L*.....CLASSY GRAY	2	2	-	-	-	-	-	-	-	-	-----	T2A,T4B
	75343-SB3-000YQ	*NH361L*.....CF GRAY	-	-	2	-	2	-	2	-	2	-	-----	T2A T4B
21	76218-SB4-000	COLLAR B, RR. DOOR PANEL LOWER	2	2	2	2	2	2	2	2	2	2		
22	76311-SE7-961	JOINT, R.	1	1	-	-	-	-	-	-	-	-	-----	T2A,T4B
23	76311-SE7-961	JOINT, R. (LEFT HAND SIDE)	-	-	1	-	1	-	1	1	1	1	-----	T11B,T11C,T11D,T5B,T5C,T6D,T8B
24	76321-SE7-961	JOINT, L.	1	1	-	-	-	-	-	-	-	-	-----	T2A,T4B
25	76321-SE7-961	JOINT, L. (RIGHT HAND SIDE)	-	-	1	-	1	-	1	1	1	1	-----	T11B,T11C,T11D,T5B,T5C,T6D,T8B
26	90112-SB4-000	BOLT, FLANGE, 6X14	4	4	4	4	4	4	4	4	4	4		
27	93405-06035-08	BOLT-WASHER, 6X35	2	2	2	2	2	2	2	2	2	2		
28	93405-06045-08	BOLT-WASHER, 6X45	2	2	2	2	2	2	2	2	2	2		
29	93600-04008-0A	SCREW, FLAT, 4X8	2	2	2	2	2	2	2	2	2	2		
30	95701-06010-08	BOLT, FLANGE, 6X10	4	4	4	4	4	4	4	4	4	4		
31	95701-06012-18	BOLT, FLANGE, 6X12	-	-	6	-	6	-	6	-	6	-	-----	T11B,T11C,T11D,T5B,T5C,T6D,T8B



B-54-10

REAR DOOR LOCKS



Service item	F.R.T.
CASE, R. INSIDE HANDLE	0.1
STRIKER, DOOR LOCK	0.2
.SUB SWITCH COMP., POWER WINDOW	
CRANK ASSY., R. RR. DOOR LOCK	0.3
.HANDLE ASSY., R. INSIDE	
HANDLE ASSY., RR. DOOR OUTSIDE	0.4
(EXC. PAINTING COST)	
ACTUATOR ASSY., R. RR. DOOR	
LOCK	0.7
.LOCK ASSY., R. RR. DOOR	

Ref. No.	Part No.	Description	Reqd. QTY								Serial No.	Parts catalogue code
			1996		1998		1999		2001			
			MT	AT	MT	AT	MT	AT	MT	AT		
1	35765-SH3-013	SUB SWITCH COMP., POWER WINDOW	-	-	2	-	2	-	2	2	-----	T11B,T11C,T11D,T5B,T5C,T6D,T8B
2	72119-SM1-003	STOPPER A, OUTSIDE HANDLE ...	4	4	4	4	4	4	4	4		
3	72120-SX8-T01	HANDLE ASSY., R. INSIDE	1	1	-	-	-	-	-	-		
	75510-SB4-023ZM	*NH264L*.....CLASSY GRAY	-	-	-	-	1	-	1	1	-----	T2A
4	72120-SX8-T11	HANDLE ASSY., R. INSIDE (P.W.)	-	-	1	-	-	-	-	-	-----	T2A,T4B
	72120-SH4-A21ZK	*NH264L*.....CLASSY GRAY	-	-	-	1	-	-	-	-	-----	T5B,T5C,T6D
	72120-SH4-A21ZL	*YR164L*.....MEDIUM TAUPE	-	-	-	-	1	-	1	1	-----	T11B,T11C,T11D,T8B
5	72125-SH4-A11ZH	CASE, R. INSIDE HANDLE	1	1	-	-	-	-	-	-		
	NH264L.....CLASSY GRAY		-	-	1	-	1	-	1	1	-----	T2A,T4B
6	72125-SH4-A22ZG	CASE COMP., R. INSIDE HANDLE	-	-	1	-	1	-	1	1	-----	T11B,T11C,T11D,T5B,T5C,T6D,T8B
	(P.W.)		-	-	-	1	-	1	-	-		
	NH264L.....CLASSY GRAY		-	-	-	-	-	-	-	-	-----	T11B,T11C,T11D,T8B
	72125-SH4-A22ZH	*YR164L*.....MEDIUM TAUPE	-	-	-	-	-	1	1	1	-----	T11B,T11C,T11D,T8B
7	72134-SM1-003	BUSH, OUTSIDE HANDLE JOINT ..	4	4	4	4	4	4	4	4		
8	72137-SP0-003ZE	KNOB, INSIDE DOOR LOCK	-	-	-	-	-	-	-	-		
	NH264L.....CLASSY GRAY		2	2	2	2	2	2	2	2		
	72137-SP0-003ZF	*YR164L*.....MEDIUM TAUPE	-	-	-	-	-	2	2	2	-----	T11B,T11C,T11D,T8B
9	72160-SX8-T01	HANDLE ASSY., L. INSIDE	1	1	-	-	-	-	-	-		
	NH264L.....CLASSY GRAY		-	-	1	-	-	-	-	-	-----	T2A
	75520-SB4-023ZM	*NH264L*.....CLASSY GRAY	-	-	-	-	1	-	1	1	-----	T2A,T4B
10	72160-SX8-T11	HANDLE ASSY., L. INSIDE	-	-	1	-	-	-	-	-	-----	T5B,T5C,T6D
	NH264L.....CLASSY GRAY		-	-	-	1	-	-	-	-		



B-54-10

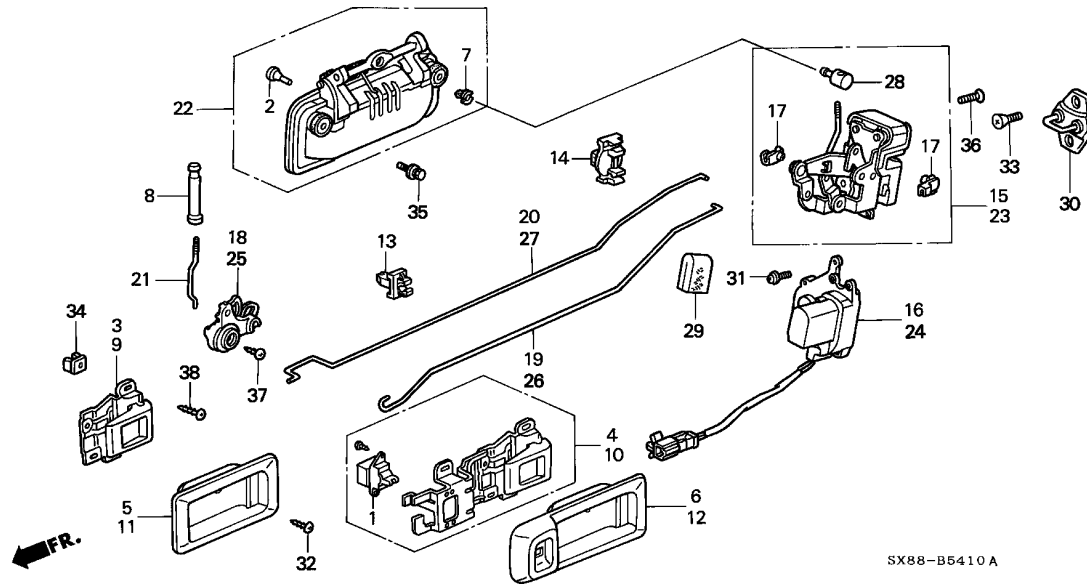
REAR DOOR LOCKS

Ref. No.	Part No.	Description	Reqd. QTY								Serial No.	Parts catalogue code		
			1996		1998		1999		2001					
			MT	AT	MT	AT	MT	AT	MT	AT				
10)	72160-SH4-A21ZG	HANDLE ASSY., L. INSIDE (P.W.) *NH264L*.....CLASSY GRAY	-	-	-	-	1	-	1	1	1	-----	-----	T11B,T11C,T11D,T8B
	72160-SH4-A21ZK	*YR164L*.....MEDIUM TAUPE	-	-	-	-	-	-	1	-	1	-----	-----	T11B,T11C,T11D,T8B
11	72165-SH4-A11ZH	CASE, L. INSIDE HANDLE *NH264L*.....CLASSY GRAY	1	1	-	-	-	-	-	-	-	-----	-----	T2A,T4B
12	72165-SH4-A22ZG	CASE COMP., L. INSIDE HANDLE (MITSUI KINZOKU) *NH264L*.....CLASSY GRAY	-	-	1	-	1	-	1	1	1	-----	-----	T11B,T11C,T11D,T5B,T5C,T6D,T8B
	72165-SH4-A22ZJ	CASE COMP., L. INSIDE HANDLE *YR164L*.....MEDIUM TAUPE	-	-	-	-	-	-	-	1	1	-----	-----	T11B,T11C,T11D,T8B
13	72175-SH3-003	HOLDER, DOOR LOCK ROD	2	2	2	2	2	2	2	2	2			
14	72175-SH3-901	HOLDER, DOOR LOCK ROD	2	2	2	2	2	2	2	2	2			
15	72610-SX8-T01	LOCK ASSY., R. RR. DOOR	1	1	-	-	-	-	-	-	-			
	72610-SH4-A01	LOCK ASSY., R. RR. DOOR (MITSUI KINZOKU)	-	-	1	-	1	-	1	1	1	-----	-----	T11B,T11C,T11D,T5B,T5C,T6D,T8B
	72610-SX8-P20	LOCK ASSY., R. RR. DOOR	-	-	1	-	1	-	1	1	1	-----	-----	T2A,T4B
16	72615-SX8-003	ACTUATOR ASSY., R. RR. DOOR LOCK	1	-	1	-	1	-	1	1	1	-----	-----	T11B,T11C,T11D,T3B,T5B,T5C,T6D,T8B
			-	1	-	1	-	1	-	-	-			
17	72616-SM4-003	SNAP (NATURAL)	4	4	-	-	-	-	-	-	-	-----	-----	T2A,T4B
			-	-	4	-	4	-	4	4	4			
18	72630-SE3-003	CRANK ASSY., R. RR. DOOR LOCK	1	1	1	1	1	1	1	1	1			
19	72631-SX8-T01	ROD, R. RR. INSIDE HANDLE	1	1	1	1	1	1	1	1	1			
20	72632-SH4-A01	ROD, R. RR. DOOR LOCK (MITSUI KINZOKU)	1	1	1	1	1	1	1	1	1			
21	72633-SX8-003	ROD, RR. DOOR LOCK KNOB	2	2	2	2	2	2	2	2	2			
22	72640-SX8-T01	HANDLE ASSY., RR. DOOR OUTSIDE	2	-	2	-	2	-	2	2	2	-----	-----	T1A,T2A,T4B
	72640-SX8-T11ZG	*T99*.....UNPAINTED	2	-	2	-	2	-	2	2	2	-----	-----	T11B,T11C,T11D,T3B,T5B,T5C,T6D,T8B
			-	2	-	2	-	2	-	-	-			
23	72650-SX8-T01	LOCK ASSY., L. RR. DOOR	1	1	-	-	-	-	-	-	-			
	72650-SH4-A01	LOCK ASSY., L. RR. DOOR (MITSUI KINZOKU)	-	-	1	-	1	-	1	1	1	-----	-----	T11B,T11C,T11D,T5B,T5C,T6D,T8B
			-	-	1	-	1	-	1	-	-			
	72650-SX8-P20	LOCK ASSY., L. RR. DOOR	-	-	1	-	1	-	1	1	1	-----	-----	T2A,T4B
24	72655-SX8-003	ACTUATOR ASSY., L. RR. DOOR LOCK	1	-	1	-	1	-	1	1	1	-----	-----	T11B,T11C,T11D,T3B,T5B,T5C,T6D,T8B
			-	1	-	1	-	1	-	-	-			
25	72670-SE3-003	CRANK ASSY., L. RR. DOOR LOCK	1	1	1	1	1	1	1	1	1			
26	72671-SX8-T01	ROD, L. RR. INSIDE HANDLE	1	1	1	1	1	1	1	1	1			
27	72672-SH4-A01	ROD, L. RR. DOOR LOCK (MITSUI KINZOKU)	1	1	1	1	1	1	1	1	1			
28	75411-634-000	JOINT	2	2	2	2	2	2	2	2	2			
29	75513-SB2-000	CUSHION, LOCK ROD (35MMX58MM)	2	2	2	2	2	2	2	2	2			
30	75555-SB2-003	STRIKER, DOOR LOCK	2	2	2	2	2	2	2	2	2			
31	90101-SX8-003	SCREW (3X16)	6	-	6	-	6	-	6	6	6	-----	-----	T11B,T11C,T11D,T3B,T5B,T5C,T6D,T8B
			-	6	-	6	-	6	-	-	-			
32	90111-SA0-000	SCREW, TAPPING, 4X8	2	2	2	2	2	2	2	2	2			
33	90120-SV4-000	BOLT, LOCK STRIKER	4	4	4	4	4	4	4	4	4			
34	90662-SB2-003	GROMMET, SCREW, 5MM	4	4	4	4	4	4	4	4	4			



B-54-10

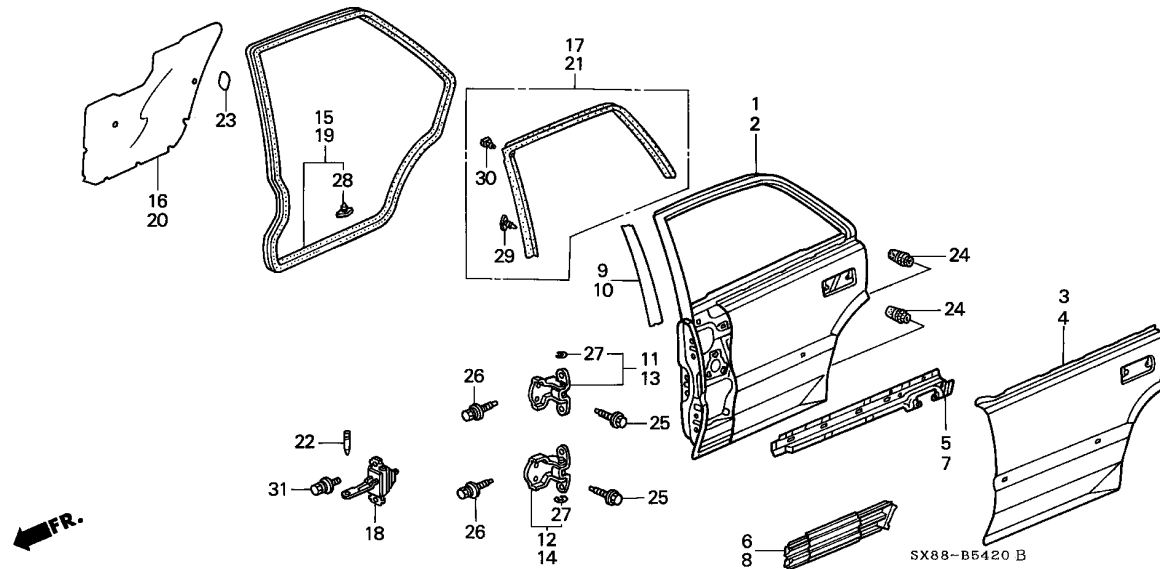
REAR DOOR LOCKS



Ref. No.	Part No.	Description	Reqd. QTY								Serial No.	Parts catalogue code
			1996		1998		1999		2001			
			MT	AT	MT	AT	MT	AT	MT	AT		
35	93403-06012-08	BOLT-WASHER, 6X12	4	4	4	4	4	4	4	4		
36	93600-06028-0A	SCREW, FLAT, 6X28	6	6	6	6	6	6	6	6		
37	93901-26120	SCREW, TAPPING, 6X12	2	2	2	2	2	2	2	2		
38	93903-45220	SCREW, TAPPING, 5X12	4	4	4	4	4	4	4	4		

B-54-20

REAR DOOR PANELS



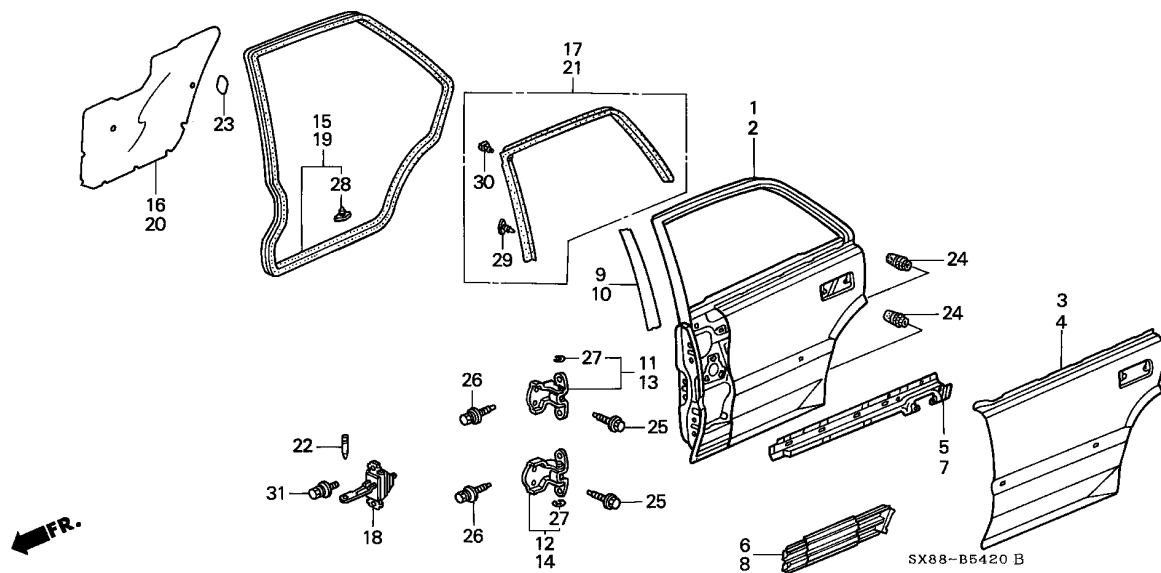
Service item	F.R.T.
SUB SEAL, R. RR. DOOR	0.3
CHECKER COMP., RR. DOOR	0.4
.HINGE, R. RR. DOOR UPPER (EXC. PAINTING COST) (ADD 0.2 FOR EACH.)	
.SEAL, RR. DOOR HOLE	
WEATHERSTRIP, R. RR. DOOR	0.6
PANEL COMP., R. RR. DOOR	2.5
(EXC. PAINTING COST)	

Ref. No.	Part No.	Description	Reqd. QTY								Serial No.	Parts catalogue code
			1996		1998		1999		2001			
			MT	AT	MT	AT	MT	AT	MT	AT		
1	67510-SX8-F00ZZ	PANEL COMP., R. RR. DOOR	1	1	-	-	-	-	-	-	-	-
	67510-SX8-Y00ZZ	-	-	1	1	1	1	1	1	1	1
2	67550-SX8-F00ZZ	PANEL COMP., L. RR. DOOR	1	1	-	-	-	-	-	-	-	-
	67550-SX8-Y00ZZ	-	-	1	1	1	1	1	1	1	1
3	67611-SX8-T00ZZ	SKIN, R. RR. DOOR	1	1	1	1	1	1	1	1	1	1
4	67651-SX8-T00ZZ	SKIN, L. RR. DOOR	1	1	1	1	1	1	1	1	1	1
5	67721-SH4-300ZZ	STIFFENER, R. RR. DOOR SKIN UPPER	1	1	1	1	1	1	1	1	1	1
6	67731-SH4-A03ZZ	BEAM, R. RR. DOOR SKIN	1	1	-	-	-	-	-	-	-	-
7	67761-SH4-300ZZ	STIFFENER, L. RR. DOOR SKIN UPPER	1	1	1	1	1	1	1	1	1	1
8	67771-SH4-A03ZZ	BEAM, L. RR. DOOR SKIN	1	1	-	-	-	-	-	-	-	-
9	67826-SX8-003ZF	TAPE, R. RR. DOOR SASH *T99*.....UNPAINTED	-	-	1	-	-	-	-	-	-	T5B,T5C,T6D
10	67866-SX8-003ZF	TAPE, L. RR. DOOR SASH *T99*.....UNPAINTED	-	-	1	-	-	-	-	-	-	T5B,T5C,T6D
			-	-	-	1	-	-	-	-	-	
11	67910-SX8-T01ZZ	HINGE, R. RR. DOOR UPPER	1	1	1	1	1	1	1	1	1	1
12	67920-SX8-T01ZZ	HINGE, R. RR. DOOR LOWER	1	1	1	1	1	1	1	1	1	1
13	67950-SX8-T01ZZ	HINGE, L. RR. DOOR UPPER	1	1	1	1	1	1	1	1	1	1
14	67960-SX8-T01ZZ	HINGE, L. RR. DOOR LOWER	1	1	1	1	1	1	1	1	1	1
15	72810-SX8-T01	WEATHERSTRIP, R. RR. DOOR ...	1	1	1	1	1	1	1	1	1	1
16	72821-SH4-000	SEAL, RR. DOOR HOLE	1	1	-	-	-	-	-	-	-	-
			-	-	1	-	1	-	1	1	1	T2A,T4B



B-54-20

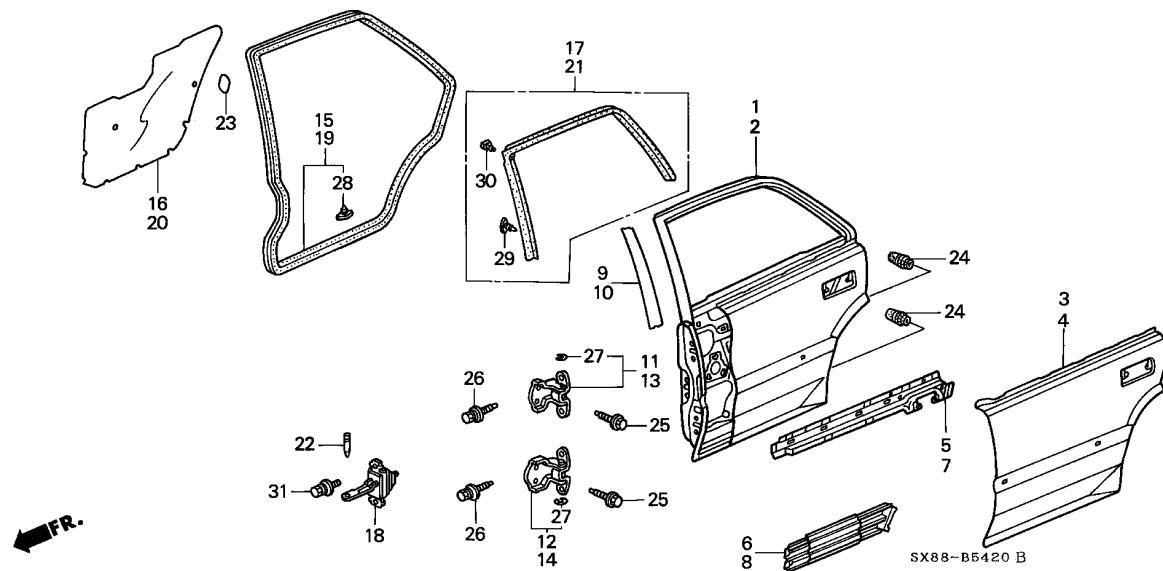
REAR DOOR PANELS



Ref. No.	Part No.	Description	Reqd. QTY								Serial No.	Parts catalogue code
			1996		1998		1999		2001			
			MT	AT	MT	AT	MT	AT	MT	AT		
16)	72821-SH4-J00	SEAL, R. RR. DOOR HOLE (P.W.)	-	-	1	-	1	-	1	1	-----	T11B,T11C,T11D,T5B,T5C,T6D,T8B
17	72825-SX8-T01	SUB SEAL, R. RR. DOOR	1	1	-	-	-	-	-	-	-----	T2A,T4B,T8B
	72825-SX8-F01	-	-	1	-	1	1	1	1	-----	T11B,T11C,T11D,T5B,T5C,T6D
18	72840-SH4-003	CHECKER COMP., RR. DOOR	2	2	2	2	-	-	-	-		
	72840-SX8-T01	-	-	-	-	2	2	2	2		
19	72850-SX8-T01	WEATHERSTRIP, L. RR. DOOR	1	1	1	1	1	1	1	1		
20	72821-SH4-000	SEAL, RR. DOOR HOLE	1	1	-	-	-	-	-	-		
	72861-SH4-J00	SEAL, L. RR. DOOR HOLE (P.W.)	-	-	1	-	1	-	1	1	-----	T2A,T4B
		-	-	-	1	-	1	-	-	-----	T11B,T11C,T11D,T5B,T5C,T6D,T8B
21	72865-SX8-T01	SUB SEAL, L. RR. DOOR	1	1	-	-	-	-	-	-	-----	T2A,T4B,T8B
	72865-SX8-F01	-	-	1	-	1	1	1	1	-----	T11B,T11C,T11D,T5B,T5C,T6D
22	75760-SB2-003	PIN, DOOR CHECKER	2	2	2	2	2	2	2	2		
23	75826-605-300	SEAL, DOOR HOLE, 30MM(CIRCLE) (BLACK)	2	2	2	2	2	2	2	2		
24	75891-SA7-000	STOPPER, DOOR	4	4	4	4	4	4	4	4		
25	90001-SD2-000	BOLT, FLANGE, 8X22	8	8	8	8	8	8	8	8		
26	90157-SA0-000	BOLT-WASHER, 8X25	8	8	8	8	8	8	8	8		
27	94540-06010	E-RING	4	4	4	4	4	4	4	4		
28	91530-SE0-003	CLIP A, DOOR WEATHERSTRIP	40	40	40	40	40	40	40	40		
29	91530-SE0-003	CLIP A, DOOR WEATHERSTRIP	14	14	-	-	-	-	-	-		
		-	-	14	-	14	14	14	14	-----	T2A,T4B,T8B

B-54-20

REAR DOOR PANELS

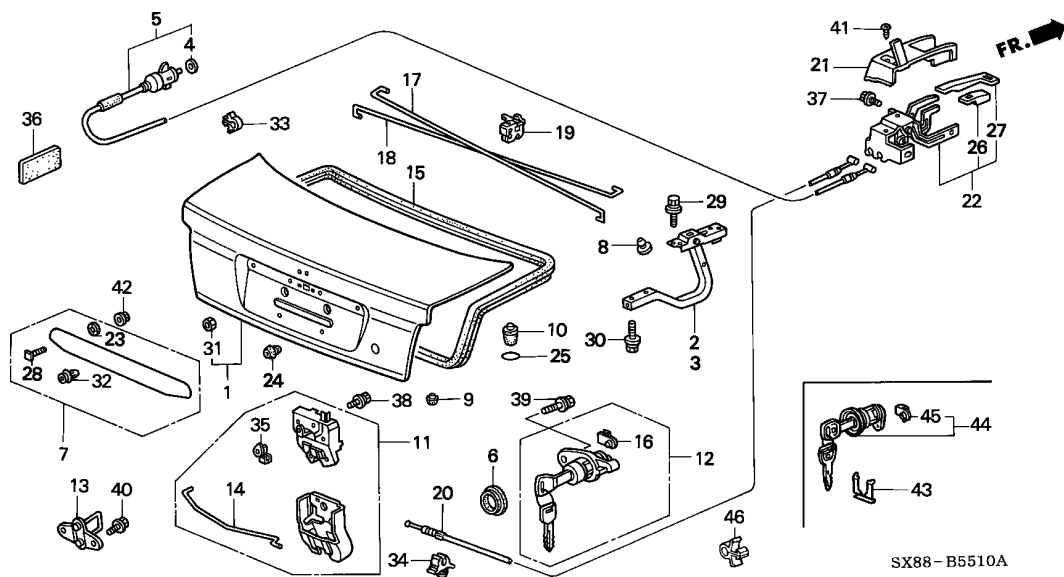


Ref. No.	Part No.	Description	Reqd. QTY								Serial No.	Parts catalogue code
			1996		1998		1999		2001			
			MT	AT	MT	AT	MT	AT	MT	AT		
29)	91530-SH4-003	CLIP, DOOR WEATHERSTRIP	-	-	14	-	14	14	14	14	-----	T11B,T11C,T11D,T5B,T5C,T6D
	30	91530-SX8-003	CLIP, DOOR SUB SEAL	2	2	-	-	-	-	-	-----	T2A,T4B,T8B
		91530-SX8-F00	-	-	2	-	2	2	2	-----	T11B,T11C,T11D,T5B,T5C,T6D
				-	-	2	-	-	-	-		
	31	93405-06016-08	BOLT-WASHER, 6X16	4	4	4	4	4	4	4		



B-55-10

TRUNK LID



Service item	F.R.T.
COVER, TAILGATE OPENER	0.1
.CYLINDER, TRUNK	
.KNOB ASSY., TAILGATE OPENER	
SPRING, R. TRUNK OPENER	0.2
(SAME TIME FOR TWO UNITS)	
.STRIKER, TRUNK	
.WEATHERSTRIP, TRUNK LID	
LOCK ASSY., TRUNK	0.3
.OPENER ASSY., TAILGATE	
CABLE, TRUNK OPENER	0.8
.LID COMP., TRUNK	
(EXC. PAINTING COST)	
CABLE, FUEL LID OPENER	0.9
.HINGE COMP., R. TRUNK	
(EXC. PAINTING COST)	
(ADD 0.3 FOR EACH.)	

Ref. No.	Part No.	Description	Reqd. QTY								Serial No.	Parts catalogue code
			1996		1998		1999		2001			
			MT	AT	MT	AT	MT	AT	MT	AT		
1	68500-SX8-T00ZZ	LID COMP., TRUNK	1	1	-	-	-	-	-	-		
	68500-SX8-T01ZZ	-	-	1	1	-	-	-	-		
	68500-SX8-T10ZZ	-	-	-	-	1	1	1	1		
2	68610-SW5-000ZZ	HINGE COMP., R. TRUNK	1	1	-	-	-	-	-	-		
	68610-SW5-010ZZ	-	-	1	1	1	1	1	1		
3	68660-SW5-000ZZ	HINGE COMP., L. TRUNK	1	1	-	-	-	-	-	-		
	68660-SW5-010ZZ	-	-	1	1	1	1	1	1		
4	73219-693-951	SEAL, FUEL LID OPENER	1	1	1	1	1	1	1	1		
5	74411-SX8-T01	CABLE, FUEL LID OPENER (RH) ..	1	1	1	1	1	1	1	1		
6	74815-SK8-000	GROMMET, KEY CYLINDER (BLACK)	1	1	1	1	-	-	-	-		
7	74821-SX8-T00	GARNISH, LICENSE LIGHT	1	1	-	-	-	-	-	-		
	74821-SX8-T10ZF	*T99*.....UNPAINTED	-	-	1	-	-	-	-	-	----- T2A	----- T5B,T5C,T6D
8	74822-SW5-003	CUSHION, TRUNK HINGE	2	2	2	2	2	2	2	2		
9	74827-SK7-000	STOPPER A, TAILGATE	2	2	2	2	-	-	-	-		
	83418-SC9-690	CUSHION, TRUNK HINGE	-	-	-	-	2	2	2	2		
10	74829-SR2-000	STOPPER, TRUNK LID	2	2	2	2	2	2	2	2		
11	74851-SX8-T02	LOCK ASSY., TRUNK	1	1	-	-	-	-	-	-		
	74851-SX8-T03	-	-	1	1	-	-	-	-		
	74850-SX8-T11	-	-	-	-	1	1	1	1		
12	74861-SW5-003	CYLINDER, TRUNK	1	1	1	1	-	-	-	-		
13	74862-SE3-003	STRIKER, TRUNK	1	1	-	-	-	-	-	-		
	74862-SX8-000	-	-	1	-	-	-	-	-	----- T5B,T5C,T6D	----- T2A
			-	-	-	-	1	1	1	1		
14	74863-SX8-T01	ROD, TRUNK LOCK	1	1	1	1	-	-	-	-		

B-55-10

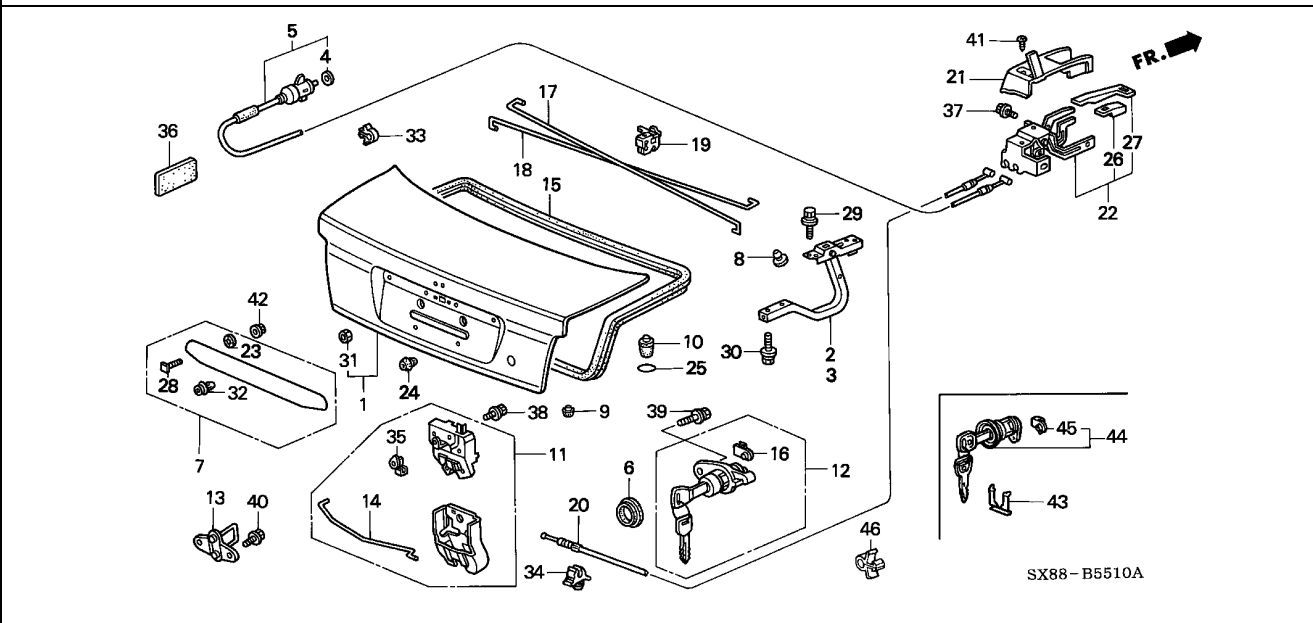
TRUNK LID

Ref. No.	Part No.	Description	Reqd. QTY								Serial No.	Parts catalogue code
			1996		1998		1999		2001			
			MT	AT	MT	AT	MT	AT	MT	AT		
14)	74863-SX8-T11	ROD, TRUNK LOCK	-	-	-	-	1	1	1	1		
15	74865-SX8-T01	WEATHERSTRIP, TRUNK LID	1	1	1	1	-	-	-	-		
	74865-SX8-T10	-	-	-	-	1	1	1	1		
16	74867-SW5-003	HOLDER, ROD	1	1	1	1	-	-	-	-		
17	74871-SX8-T00	SPRING, R. TRUNK OPENER	1	1	-	-	-	-	-	-		
	74871-SX8-T01ZZ	-	-	1	1	-	-	-	-		
	74871-SX8-T10	-	-	-	-	1	1	1	1		
18	74872-SX8-T00	SPRING, L. TRUNK OPENER	1	1	-	-	-	-	-	-		
	74872-SX8-T01ZZ	-	-	1	1	-	-	-	-		
	74872-SX8-T10	-	-	-	-	1	1	1	1		
19	74873-SM4-003	CLIP, TRUNK OPENER SPRING	1	1	1	1	1	1	1	1		
20	74880-SX8-T01	CABLE, TRUNK OPENER	1	1	1	1	-	-	-	-		
	74880-SX8-T11	-	-	-	-	1	1	1	1		
21	74881-SK7-003ZL	COVER, TAILGATE OPENER *NH264L*.....CLASSY GRAY	1	1	1	1	1	1	-	-		
	74881-SK7-003ZM	*NH361L*.....CF GRAY	-	-	-	-	-	-	1	-	----- T2A ----- T11B,T4B,T8B	
	74881-SK7-003ZN	*YR169L*.....MILD BEIGE	-	-	-	-	-	-	1	1	----- T11B,T11C,T11D,T8B	
22	74882-SK7-003ZL	OPENER ASSY., TAILGATE *NH264L*.....CLASSY GRAY	1	1	1	1	1	1	-	-		
	74882-SK7-003ZP	*NH361L*.....CF GRAY	-	-	-	-	-	-	1	-	----- T2A ----- T11B,T4B,T8B	
	74882-SK7-003ZQ	*YR169L*.....MILD BEIGE	-	-	-	-	-	-	1	1	----- T11B,T11C,T11D,T8B	
23	75353-671-000	LOCK, SCREW	3	3	3	3	-	-	-	-		
24	83431-SA4-000	CUSHION, FR. TRUNK	2	2	2	2	-	-	-	-		
25	85268-SA0-000	PROTECTION, TAILGATE, 20MM (CIRCLE)	2	2	2	2	2	2	2	2		
26	85511-SB2-003ZX	KNOB ASSY., FUEL OPENER *NH264L*.....CLASSY GRAY	1	1	1	1	1	1	-	-		
	85511-SB2-003YC	*YR169L*.....MILD BEIGE	-	-	-	-	-	-	1	1	----- T2A ----- T11B,T11C,T11D,T8B	
	85511-SB2-003YJ	*NH361L*.....CF GRAY	-	-	-	-	-	-	1	-	----- T11B,T4B,T8B	
27	85512-SB2-003ZX	KNOB ASSY., TAILGATE OPENER *NH264L*.....CLASSY GRAY	1	1	1	1	1	1	-	-		
	85512-SB2-003YB	*NH361L*.....CF GRAY	-	-	-	-	-	-	1	-	----- T2A ----- T11B,T4B,T8B	
	85512-SB2-003YC	*YR169L*.....MILD BEIGE	-	-	-	-	-	-	1	1	----- T11B,T11C,T11D,T8B	
28	90102-ST5-000	BOLT, LICENSE GARNISH	3	3	3	3	-	-	-	-		
29	90106-SE1-000	BOLT-WASHER, 6X15	4	4	4	4	4	4	4	4		
30	90109-SM4-000	BOLT, SPECIAL, 6X35	4	4	4	4	4	4	4	4		
31	90306-SX8-T01	NUT, LICENSE PLATE	2	2	2	2	-	-	-	-		
	90306-S04-003	NUT, LICENSE PLATE (HEX.)	-	-	-	-	2	2	2	2		
32	90501-SL9-003	CLIP, LICENSE GARNISH	1	1	1	1	-	-	-	-		
33	90654-SA4-003	CLIP, WIRE HARNESS, 6MM(WHITE)	6	6	6	6	6	6	6	6		
34	90684-SD4-003	CLIP, FUEL LID OPENER	2	2	2	2	1	1	1	1		
35	90856-SK7-003	SNAP, TAILGATE LOCK	1	1	1	1	1	1	1	1		
36	91902-SB2-003	CUSHION, WIRE HARNESS (50X100)	1	1	1	1	1	1	1	1		
37	93402-06012-08	BOLT-WASHER, 6X12	2	2	2	2	2	2	2	2		
38	93403-06016-08	BOLT-WASHER, 6X16	3	3	3	3	3	3	3	3		



B-55-10

TRUNK LID

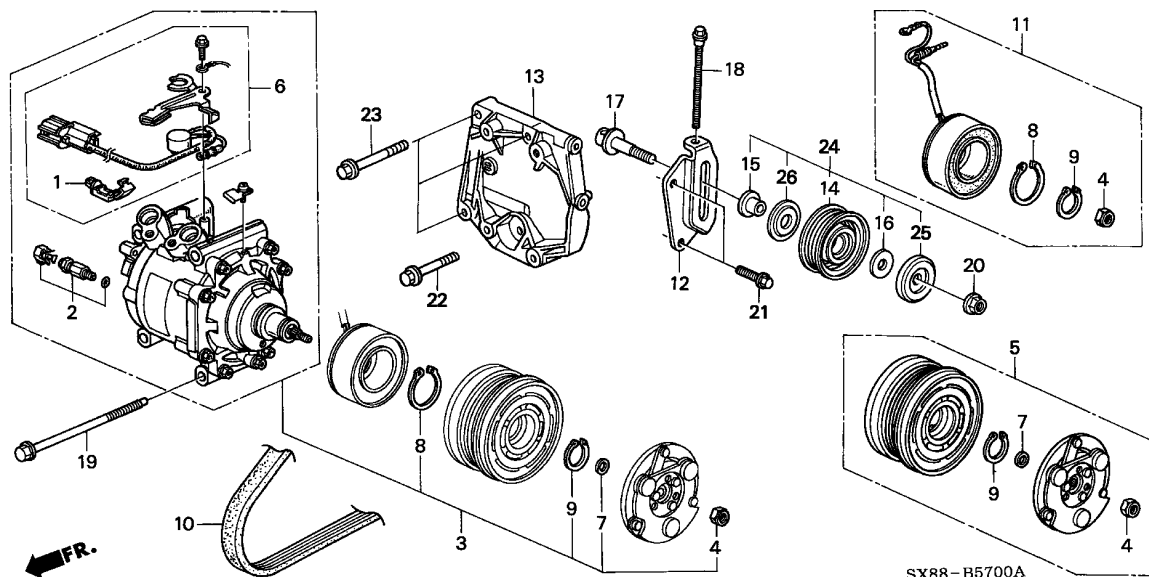


Ref. No.	Part No.	Description	Reqd. QTY								Serial No.	Parts catalogue code
			1996		1998		1999		2001			
			MT	AT	MT	AT	MT	AT	MT	AT		
39	93403-06020-08	BOLT-WASHER, 6X20	1	1	1	1	-	-	-	-		
40	93405-06016-07	BOLT-WASHER, 6X16	2	2	-	2	-	-	-	-		
	93405-06016-00	-	-	2	-	-	-	-	-	-----	----- T5B,T5C,T6D
			-	-	-	-	2	2	2	2	-----	----- T2A
41	93903-14180	SCREW, TAPPING, 4X8	1	1	1	1	1	1	1	1		
42	94071-06080	NUT-WASHER, 6MM	3	3	3	3	-	-	-	-		
43	72141-SLO-000	SPRING SET, LOCK KEY	-	-	-	-	1	1	1	1		
44	74861-S50-003	CYLINDER, TAILGATE	-	-	-	-	1	1	1	1		
45	74867-S04-003	HOLDER, ROD	-	-	-	-	1	1	1	1		
46	17706-SC3-003	CLIP, FUEL PIPE	-	-	-	-	1	1	1	1		



B-57

AIR CONDITIONER (COMPRESSOR)



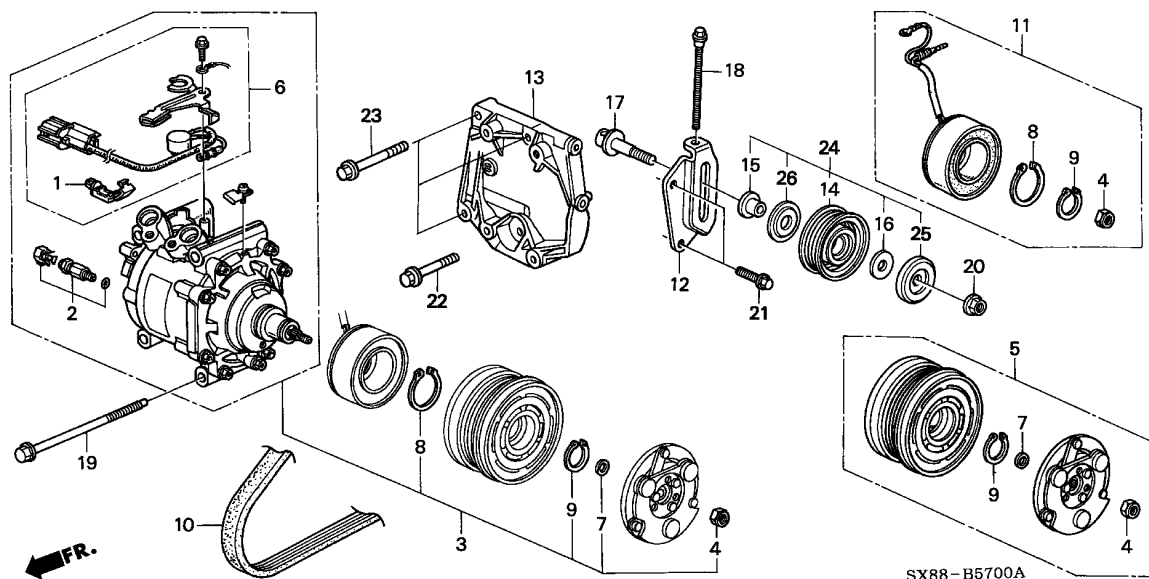
Service item	F.R.T.
PROTECTOR SET, THERMAL	0.3
.PULLEY COMP., IDLE	
BELT, COMPRESSOR	0.5
VALVE SUB ASSY., SAFETY	#1.1
CLUTCH SET, COMPRESSOR	#2.0
COIL SET, FIELD	#2.1
.COMPRESSOR COMP.	

Ref. No.	Part No.	Description	Reqd. QTY								Serial No.	Parts catalogue code
			1996		1998		1999		2001			
			MT	AT	MT	AT	MT	AT	MT	AT		
1	38773-PJ7-003	CLIP, WIRE HARNESS	1	1	1	1	1	1	1	1		
2	38801-P06-A01	VALVE SUB ASSY., SAFETY	1	1	1	1	1	1	1	1		
3	38810-P28-A02	COMPRESSOR COMP. (SANDEN)	1	1	1	1	1	1	1	1		
4	38829-P07-004	NUT, U	1	1	1	1	1	1	1	1		
5	38900-P3R-T01	CLUTCH SET, COMPRESSOR	1	1	1	1	1	1	1	1		
6	38908-P70-024	PROTECTOR SET, THERMAL	1	1	1	1	1	1	1	1		
7	38912-PE1-702	SHIM SET	1	1	1	1	1	1	1	1		
8	38913-PP4-E02	RING, SNAP	1	1	1	1	1	1	1	1		
9	38914-P07-004	RING F, SNAP	1	1	1	1	1	1	1	1		
10	38920-P3R-T01	BELT, COMPRESSOR (BANDO)	1	1	1	1	1	1	1	1		
11	38924-P2C-K01	COIL SET, FIELD	1	1	1	1	1	1	1	1		
12	38926-P2A-000	STAY, IDLE PULLEY	1	1	1	1	1	1	1	1		
13	38930-P3R-T00	BRACKET, COMPRESSOR	1	1	1	1	1	1	1	1		
14	38942-P3R-T01	PULLEY COMP., IDLE	1	1	1	1	-	-	-	-		
	38942-P3R-T02		-	-	-	-	1	1	1	1		
15	38944-P02-000	COLLAR, IDLE PULLEY	1	1	1	1	-	-	-	-		
	38944-P3R-T00		-	-	-	-	1	1	1	1		
16	38945-P01-000	COVER, BEARING	1	1	1	1	-	-	-	-		
	38945-P3R-T00	WASHER	-	-	-	-	1	1	1	1		
17	38946-P01-000	BOLT, IDLE PULLEY	1	1	1	1	1	1	1	1		
18	90021-P01-000	BOLT, FLANGE, 8X85	1	1	1	1	1	1	1	1		



B-57

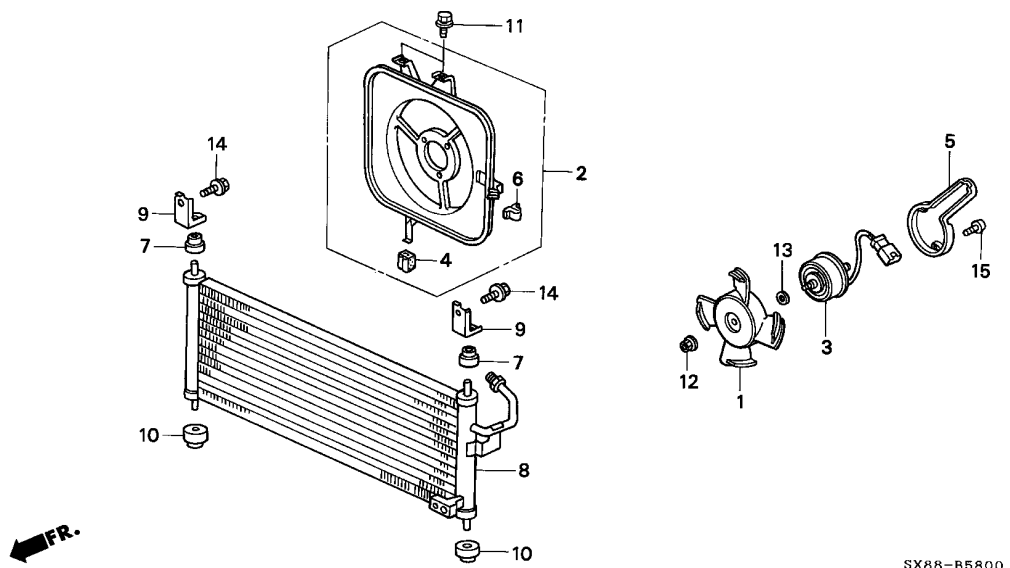
AIR CONDITIONER (COMPRESSOR)



Ref. No.	Part No.	Description	Reqd. QTY								Serial No.	Parts catalogue code
			1996		1998		1999		2001			
			MT	AT	MT	AT	MT	AT	MT	AT		
19	90023-P01-000	BOLT, FLANGE, 8X105 (ENGINE NO.)	4	-	-	-	-	-	-	-	-	T100690 T1A
	///		4	-	-	-	-	-	-	-	-	T100692 T3B
	///		-	4	-	-	-	-	-	-	-	T101490
			-	-	-	4	-	-	-	-	-	T5B,T5C,T6D
	90023-P2A-000	BOLT, FLANGE, 8X100 (ENGINE NO.)	4	-	-	-	-	-	-	-	-	T100691 T1A
	///		4	-	-	-	-	-	-	-	-	T100693 T3B
	///		-	4	-	-	-	-	-	-	-	T101491
			-	-	-	-	-	-	-	-	-	T2A
20	94050-10080	NUT, FLANGE, 10MM	1	1	1	1	1	1	1	1	1	
21	95701-08020-08	BOLT, FLANGE, 8X20	2	2	2	2	2	2	2	2	2	
22	95701-10035-08	BOLT, FLANGE, 10X35	1	1	1	1	1	1	1	1	1	
23	95701-10050-08	BOLT, FLANGE, 10X50	3	3	3	3	3	3	3	3	3	
24	38950-P3R-305	PULLEY ASSY.	-	-	-	-	1	1	1	1	1	
25	38951-P3R-T00	COVER, BEARING OUTER	-	-	-	-	1	1	1	1	1	
26	38952-P3R-T00	COVER, BEARING INNER	-	-	-	-	1	1	1	1	1	

B-58

AIR CONDITIONER (CONDENSER)



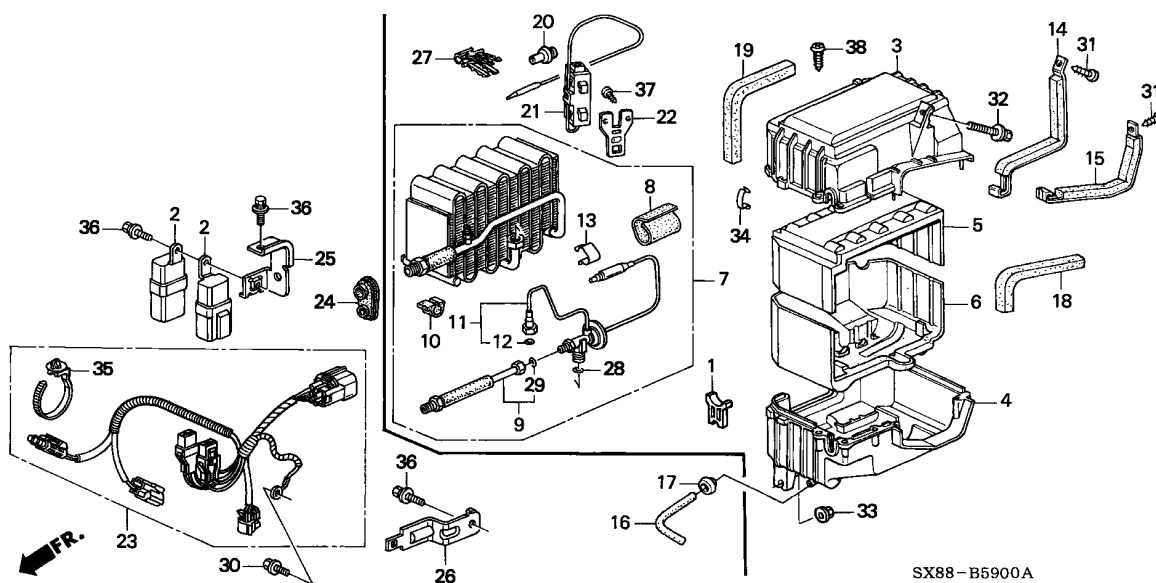
Service item	F.R.T.
FAN COMP., COOLING	0.2
.SHROUD COMP., AIR CONDITIONER	
MOTOR, COOLING FAN	0.4
CONDENSER COMP.	#1.4

Ref. No.	Part No.	Description	Reqd. QTY								Serial No.	Parts catalogue code
			1996		1998		1999		2001			
			MT	AT	MT	AT	MT	AT	MT	AT		
1	38611-PT2-J02	FAN COMP., COOLING (MITSUBA)	1	1	1	1	-	-	-	-		
	38611-PAA-A01	-	-	-	-	1	1	1	1		
2	38615-P3R-T00	SHROUD COMP., AIR CONDITIONER	1	1	1	1	1	1	1	1		
3	38616-PT3-A03	MOTOR, COOLING FAN (MITSUBA)	1	1	1	1	-	-	-	-		
	38616-PAA-A01	-	-	-	-	1	1	1	1		
4	38618-PM3-000	MOUNT, SHROUD	1	1	1	1	1	1	1	1		
5	38619-P3R-T00	PROTECTOR, FAN MOTOR	1	1	1	1	1	1	1	1		
6	38626-PM5-A00	RUBBER B	1	1	1	1	1	1	1	1		
7	80107-SX8-T00	MOUNT, CONDENSER UPPER	2	2	2	2	2	2	2	2		
8	80110-SX8-T01	CONDENSER COMP.	1	1	1	1	1	1	1	1		
9	80111-SX8-T00	BRACKET, CONDENSER MOUNT UPPER	2	2	2	2	2	2	2	2		
10	80175-SD4-000	RUBBER, CONDENSER MOUNTING ..	2	2	2	2	2	2	2	2		
11	90003-PG7-660	BOLT-WASHER, 6X16 (DACRO COATING)	2	2	2	2	2	2	2	2		
12	90041-PD2-004	NUT, SPECIAL, 5MM(MITSUBA) ..	1	1	1	1	-	-	-	-		
	90041-PAA-A01	NUT, TOOTHED, 5MM	-	-	-	-	1	1	1	1		
13	90403-PM3-004	WASHER, PLAIN, 7MM	1	1	1	1	-	-	-	-		
	90430-PAA-A01	WASHER, PLAIN, 8MM	-	-	-	-	1	1	1	1		
14	93403-06016-08	BOLT-WASHER, 6X16	2	2	2	2	2	2	2	2		
15	93893-04008-08	SCREW-WASHER, 4X8	3	3	3	3	3	3	3	3		



B-59

AIR CONDITIONER(UNIT)



Service item	F.R.T.
RELAY ASSY., POWER	0.2
HARNES, AIR CONDITIONER WIRE	0.3
CASE, EVAPORATOR LOWER	#1.7
.CASE, EVAPORATOR UPPER	
.EVAPORATOR SUB ASSY.	
.THERMOSTAT, AIR CONDITIONER	
VALVE ASSY., EXPANSION	#2.0

Ref. No.	Part No.	Description	Reqd. QTY								Serial No.	Parts catalogue code
			1996		1998		1999		2001			
			MT	AT	MT	AT	MT	AT	MT	AT		
1	38625-SB2-000	HOLDER, EVAPORATOR PIPE	1	1	1	1	1	1	1	1		
2	39795-SB2-003	RELAY ASSY., POWER (4P) (MITSUBA) (RC-2201)	2	2	2	2	2	2	2	2		
3	80201-SH3-000	CASE, EVAPORATOR UPPER	1	1	1	1	1	1	1	1		
4	80202-SH3-000	CASE, EVAPORATOR LOWER	1	1	1	1	1	1	1	1		
5	80205-SH3-000	INSULATOR, EVAPORATOR UPPER -	1	1	1	1	1	1	1	1		
6	80206-SH3-000	INSULATOR, EVAPORATOR LOWER -	1	1	1	1	1	1	1	1		
7	80210-SX8-T01	EVAPORATOR SUB ASSY.	1	1	1	1	1	1	1	1		
8	80214-SL5-A01	INSULATOR, EXPANSION	1	1	1	1	1	1	1	1		
9	80216-SX8-T01	PIPE, LIQUID	1	1	1	1	1	1	1	1		
10	80217-SH3-000	SEAL	2	2	2	2	2	2	2	2		
11	80220-ST7-A02	VALVE ASSY., EXPANSION (10N) (FUJI KOKI)	1	1	1	1	-	-	-	-		
	80220-ST7-A03	-	-	-	-	1	1	1	1		
12	80223-ST7-A01	O-RING (FUJI KOKI)	1	1	1	1	1	1	1	1		
13	80225-SR3-010	CLAMP	1	1	1	1	1	1	1	1		
14	80261-SH3-000	BAND A, AIR CONDITIONER	1	-	-	-	-	-	-	-	TP100690	T1A
			1	-	-	-	-	-	-	-	TP101205	T3B
			-	1	-	-	-	-	-	-	TP102314	
	80261-SX8-T00	1	-	-	-	-	-	-	-	TP100691	T1A
			1	-	-	-	-	-	-	-	TP101206	T3B
			-	1	-	-	-	-	-	-	TP102315	
			-	-	1	1	1	1	1	1		
15	80265-SH3-000	BAND B, AIR CONDITIONER	1	-	-	-	-	-	-	-	TP100690	T1A
			1	-	-	-	-	-	-	-	TP101205	T3B
			-	1	-	-	-	-	-	-	TP102314	

7

B-59

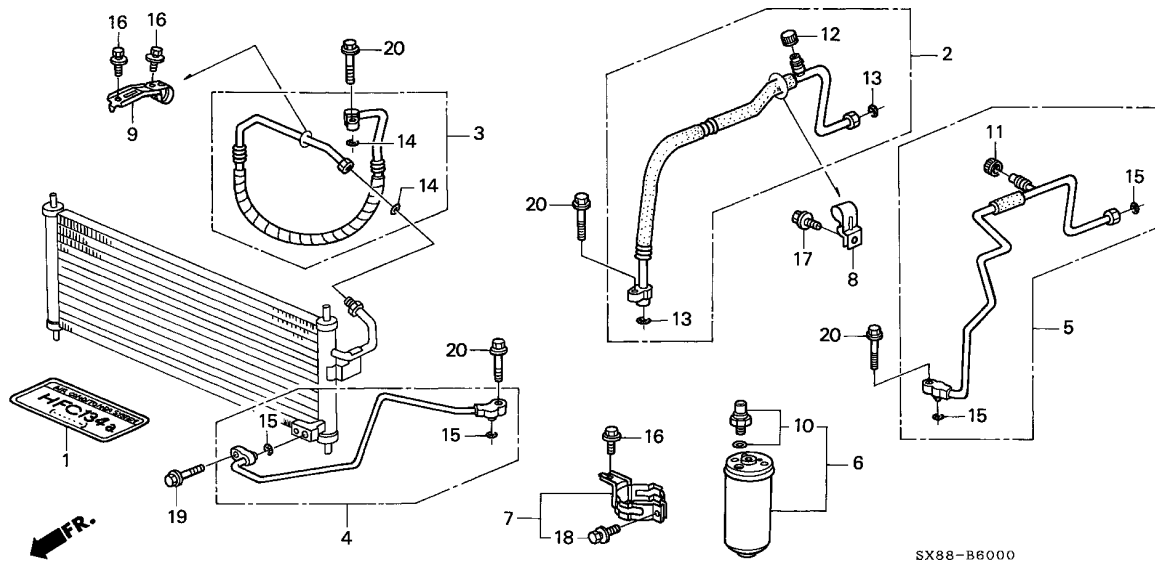
AIR CONDITIONER(UNIT)

Ref. No.	Part No.	Description	Reqd. QTY								Serial No.	Parts catalogue code	
			1996		1998		1999		2001				
			MT	AT	MT	AT	MT	AT	MT	AT			
15)	80265-SX8-T00	BAND B, AIR CONDITIONER	1	-	-	-	-	-	-	-	-	TP100691 ----- T1A	
			1	-	-	-	-	-	-	-	-	TP101206 ----- T3B	
			-	1	-	-	-	-	-	-	-	TP102315	
			-	-	1	1	1	1	1	1	1		
16	80271-SX8-T00	HOSE, DRAIN	1	1	1	1	1	1	1	1	1		
17	80272-SF4-000	GROMMET, DRAIN HOSE	1	1	1	1	1	1	1	1	1		
18	80286-SH3-000	SEAL, EVAPORATOR INNER	1	1	1	1	1	1	1	1	1		
19	80287-SH3-000	SEAL, EVAPORATOR OUTER	1	1	1	1	1	1	1	1	1		
20	80291-SR3-000	GROMMET, EVAPORATOR SENSOR ..	1	1	1	1	1	1	1	1	1		
21	80430-SX8-T01	THERMOSTAT, AIR CONDITIONER -	1	1	1	1	1	1	1	1	1		
22	80431-SX8-T00	BRACKET, THERMISTER	1	1	1	1	1	1	1	1	1		
23	80460-SX8-T00	HARNESS, AIR CONDITIONER WIRE	1	1	1	1	1	1	1	1	1		
24	80464-SK7-000	GROMMET, AIR CONDITIONER PIPE	1	1	1	1	1	1	1	1	1		
25	80491-SX8-T00	BRACKET, AIR CONDITIONER RELAY	1	1	1	1	1	1	1	1	1		
26	80521-SV4-940	BRACKET, AMBIENT SENSOR	1	1	1	1	1	1	1	1	1		
27	80566-SR3-003	CLIP, EVAPORATOR SENSOR	1	1	1	1	1	1	1	1	1		
28	80872-ST7-000	O-RING (1/2")	1	1	1	1	1	1	1	1	1		
29	80873-ST7-000	O-RING, 8MM	1	1	1	1	1	1	1	1	1		
30	90153-SE0-003	BOLT, EARTH, 6X12	1	1	1	1	1	1	1	1	1		
31	90155-SE0-003	SCREW, TAPPING, 6X20	2	2	2	2	2	2	2	2	2		
32	90156-SH3-000	BOLT-WASHER, 6X24	1	1	1	1	1	1	1	1	1		
33	90321-SV4-003	NUT-WASHER, 6MM(PAINT CUTTING)	1	1	1	1	1	1	1	1	1		
34	90659-692-000	CLAMP, CASE	7	7	7	7	7	7	7	7	7		
35	91558-ST5-003	CLIP, HARNESS BAND (NATURAL) (135MM)(7MM HOLE)	3	3	3	3	3	3	3	3	3		
36	93403-06012-08	BOLT-WASHER, 6X12	3	3	3	3	3	3	3	3	3		
37	93913-14120	SCREW, TAPPING, 4X10	1	1	1	1	1	1	1	1	1		
38	93913-14420	SCREW, TAPPING, 4X16(PO)	3	3	3	3	3	3	3	3	3		



B-60

AIR CONDITIONER (HOSES/PIPES)



Service item	F.R.T.
HOSE COMP., DISCHARGE #1.2
.HOSE COMP., SUCTION	
.PIPE, CONDENSER	
.PIPE, RECEIVER	
.RECEIVER COMP.	
.SWITCH, DUAL PRESSURE	

Ref. No.	Part No.	Description	Reqd. QTY								Serial No.	Parts catalogue code
			1996		1998		1999		2001			
			MT	AT	MT	AT	MT	AT	MT	AT		
1	80050-SP0-000	LABEL, AIR CONDITIONER CAUTION (HFC134A)	1	1	1	1	1	1	1	1		
2	80311-SX8-T01	HOSE COMP., SUCTION	1	1	1	1	1	1	1	1		
3	80315-SX8-T01	HOSE COMP., DISCHARGE	1	1	1	1	1	1	1	1		
4	80331-SX8-T01	PIPE, CONDENSER	1	1	1	1	-	-	-	-		
	80331-SX8-T02	-	-	-	-	1	1	1	1		
5	80341-SX8-T01	PIPE, RECEIVER	1	1	1	1	1	1	1	1		
6	80351-S04-003	RECEIVER COMP. (SHOWA)	1	1	1	1	1	1	1	1		
7	80352-S04-000	BRACKET, LIQUID TANK	1	1	1	1	1	1	1	1		
8	80367-SR3-A00	CLAMP B, SUCTION PIPE	1	1	1	1	1	1	1	1		
9	80371-SX8-T00	STAY, DISCHARGE HOSE	1	1	1	1	1	1	1	1		
10	80440-SK3-901	SWITCH, DUAL PRESSURE (SAGINOMIYA)	1	1	1	1	1	1	1	1		
	80440-SS0-901	SWITCH, DUAL PRESSURE (FUJI)	1	1	1	1	1	1	1	1		
11	80865-SL0-003	CAP H, VALVE	1	1	1	1	1	1	1	1		
12	80866-ST0-003	CAP L, VALVE (NICHIRIN)	1	1	1	1	1	1	1	1		
13	80871-ST7-000	O-RING (5/8")	2	2	2	2	2	2	2	1		
14	80872-ST7-000	O-RING (1/2")	2	2	2	2	2	2	2	2		
15	80873-ST7-000	O-RING, 8MM	4	4	4	4	4	4	4	4		
16	93403-06012-08	BOLT-WASHER, 6X12	3	3	3	3	3	3	3	3		
17	93403-06016-08	BOLT-WASHER, 6X16	1	1	1	1	1	1	1	1		
18	93403-06020-08	BOLT-WASHER, 6X20	1	1	1	1	1	1	1	1		
19	95701-06025-07	BOLT, FLANGE, 6X25	1	1	1	1	1	1	1	1		
20	95701-06025-08	BOLT, FLANGE, 6X25	4	4	4	4	4	4	4	4		

7

PART NO. INDEX

Part Number	Page	Ref.	Part Number	Page	Ref.	Part Number	Page	Ref.	Part Number	Page	Ref.	Part Number	Page	Ref.			
01000			06000			11941-P3R-T00			13210-PM1-000			13622-PLC-000			15140-P2A-000		
01433-SR3-000	182	1	06110-P3M-010	86	1	11941-P3S-T00	47	1	13211-PE0-003	79	18	13622-PM3-020	79	12	15140-PM3-000	70	15
01463-S04-910	192	1	06110-P3R-T01	86	1	11942-P3R-T00	46	2	13211-PE0-004	79	18	13810-P2J-003	79	13	15200-P2A-000	71	3
01464-SX8-T00	199	1	06111-P2A-010	86	2	11942-P3S-T00	47	2	13211-PE1-003	79	18	13810-P2J-J01	79	13	15220-P2A-000	71	4
	202	1	06111-P3M-K00	86	2	12000			13211-PE1-004	79	18	13810-P2K-003	79	13	15221-PZ1-000	71	5
01466-SX8-T00	199	2	06111-P7A-J01	86	2				13212-PE0-003	79	18	13810-P2K-J01	79	13	15231-PM3-000	71	6
01466-SX8-T50	199	3	06112-PL4-415	86	3	12030-P2A-000	61	1	13212-PE0-004	79	18	13811-P2A-000	79	13	15232-PM3-000	71	7
	202	2	06164-P2A-000	44	1	12100-P2A-000	62	1	13212-PE1-003	79	18	13811-P3X-G00	79	14	15233-P2A-003	71	8
01468-SX8-T50	199	4	06350-SX8-J81	155	1	12100-P2A-010	64	1	13212-PE1-004	79	18				15302-PE0-300	71	9
	202	3	06350-SX8-J82	155	1	12204-PJ7-305	62	2	13213-PE0-003	79	18	14000			15400-PME-T01	71	10
01473-S04-000	184	1	06350-SX8-T01	155	1				13213-PE0-004	79	18	14111-P2P-A00	66	11	15400-PR3-014	71	10
			06350-SX8-T02	155	1	12208-PR3-000	75	1	13213-PE1-003	79	18	14111-P3R-T00	66	11	15400-PR3-315	71	11
04000			06531-S04-J51	224	1	12209-PR3-000	75	2	13214-PE0-003	79	18	14211-P2J-003	66	12	15400-PT1-K01	71	10
			06531-ST0-010	224	1	12210-PZ1-003	62	3	13214-PE0-004	79	18	14400-P2A-004	66	13	15610-P2A-000	61	5
04600-SX8-T01ZZ	286	1	06532-S50-003	224	2				13214-PE1-003	79	18	14513-PE0-015	66	15	15613-PC6-000	61	6
04600-SX8-T02ZZ	286	1	06532-ST0-000	224	2	12210-PZ1-004	62	3	13214-PE1-004	80	18	14516-P2A-J00	67	16	15650-P2A-K00	71	12
04601-SX8-T00ZZ	286	2	06534-S84-A01	224	3				13215-PE0-003	80	18	14517-PG6-000	67	17	15810-P2M-005	64	10
04601-SX8-T10ZZ	286	2	06534-ST0-010	224	3	12211-PZ1-003	62	4	13215-PE0-004	80	18	14520-P2A-306	67	22	15825-P2M-005	64	11
04603-SX8-T00ZZ	286	3	06535-S50-003	224	4				13215-PE1-003	80	18	14620-P2R-A00	70	1	16000		
04603-SX8-T01ZZ	286	3	06535-ST0-000	224	4	12211-PZ1-004	62	4	13215-PE1-004	80	18	14621-P2A-000	68	1	16010-ST5-932	136	1
04605-SX8-T01ZZ	286	4	06536-ST0-000	224	5				13216-PE0-003	80	18	14622-P2A-000	68	2	16010-ST5-933	136	1
04605-SX8-T02ZZ	286	4	06770-S02-Q81ZB	216	1	12236-P2J-000	64	5	13216-PE0-004	80	18	14623-P2A-000	68	3	16016-P2A-003	42	1
04610-SX8-T00ZZ	286	5	06770-S02-Q81ZC	216	1	12251-P2J-004	62	5	13216-PE1-003	80	18	14624-P2A-000	68	4	16022-P6D-K01	42	2
04610-SX8-T01ZZ	286	5	06770-S04-Q80ZC	216	1				13216-PE1-004	80	18	14625-P2J-000	70	2	16075-P07-000	42	3
04610-SX8-T02ZZ	286	5	11000			12310-P3R-T00	61	2	13217-PE0-003	80	18	14631-P2A-000	64	7	16082-PH9-005	42	5
04611-SX8-T00ZZ	286	6				12310-P6X-T00	61	2	13217-PE0-004	80	18	14632-P2A-000	62	7	16097-P2A-003	42	6
04611-SX8-T10ZZ	286	6				12310-PJT-T00	61	2	13217-PE1-003	80	18	14633-P2A-000	62	7	16176-P2A-004	42	7
04615-SX8-T00ZZ	286	7	11000-P2A-000	73	1	12341-P2A-000	61	3	13217-PE1-004	80	18	14645-P08-000	68	6	16400-P3R-T01	42	8
04615-SX8-T01ZZ	286	7	11000-P3R-K00	73	1	12341-P2F-A00	61	3	13300-PM1-305	79	17	14646-P2A-000	68	7	16400-P3R-T51	42	8
04615-SX8-T02ZZ	286	7	11000-P3R-W00	73	1	12342-P08-004	61	4	13300-PM3-305	79	17	14651-P2P-000	70	5	16411-P2A-000	42	9
04631-SX8-T00ZZ	292	1	11106-PE0-300	73	2	12342-P2A-005	61	4	13310-PM3-020	79	10	14657-P08-000	70	6	16411-P2A-003	42	10
04635-SX8-T00ZZ	292	2	11126-PK1-003	73	3	12342-P2F-A01	61	4	13310-PM3-J00	79	10	14711-P2A-000	68	8	16472-PH7-003	44	2
04635-SX8-T10ZZ	292	2	11200-P3R-T00	73	4	13000			13321-PC0-014	80	19	14721-P2A-000	68	9	16473-P10-A01	44	3
04636-SX8-T00ZZ	292	3	11251-P2A-014	73	5				13321-PE0-662	80	19	14744-PM3-000	68	10	16473-PD6-000	44	3
04636-SX8-T10ZZ	292	3	11300-P2A-000	74	27	13010-P2A-000	78	1	13321-PLC-003	81	19	14744-P2A-003	68	11	16612-P3R-T00	44	4
04641-SX8-T00ZZ	292	4	11300-PLC-020	74	27	13010-P3R-T00	78	1	13322-PC0-014	80	19	14761-P2A-004	68	11	16613-P2A-000	44	5
04642-SX8-T30ZZ	286	8	11301-P2A-000	73	6	13010-P3S-T00	78	1	13322-PE0-662	81	19	14761-P2J-003	70	11	16614-P0A-000	44	6
04642-SX8-T50ZZ	286	8	11311-PM3-000	73	7	13010-PJT-T00	78	1	13322-PLC-003	81	19	14765-P08-000	68	12	16620-P2A-000	44	7
04642-SX8-T51ZZ	286	8	11811-P2A-000	66	1	13011-P08-004	78	2	13323-PC0-014	81	19	14775-P08-000	69	13	16722-P3R-T01	136	2
04642-SX8-T52ZZ	286	8	11811-P3R-T00	66	1	13011-PM3-004	78	2	13323-PE0-662	81	19	14781-PJ7-003	70	14	16740-P2A-003	44	8
04645-SX8-T00ZZ	292	5	11812-P3S-T00	66	2	13014-PD1-S10	78	3	13323-PLC-003	81	19	14820-P2J-010	64	9	16741-PG7-005	44	9
04645-SX8-T10ZZ	292	5	11812-PE0-300	66	2	13014-PD1-S20	78	3	13324-PC0-014	81	19	15000			16918-SX8-T30	136	3
04646-SX8-T00ZZ	292	6	11813-P2A-000	66	3	13020-P2A-000	78	1	13324-PE0-662	81	19	15100-P3R-T01	71	1	16918-SX8-T31	136	3
04646-SX8-T01ZZ	292	6	11821-P3R-T00	66	4	13020-P3S-T00	78	1	13324-PLC-003	81	19	15100-P7A-J01	71	1	16919-SX8-T30	136	4
04646-SX8-T10ZZ	292	6	11831-P2A-000	66	5	13020-PJT-T00	78	1	13325-PC0-014	81	19	15121-P2A-000	71	2			
04652-SX8-T00ZZ	286	9	11832-P08-000	66	6	13030-P2A-000	78	1	13325-PE0-662	81	19				17040-SX8-T30	134	1
04652-SX8-T01ZZ	286	9	11833-P08-000	66	7	13030-P3S-T00	78	1	13326-PC0-014	81	19				17040-SX8-T31	134	1
04652-SX8-T02ZZ	286	9	11840-P3R-T00	66	8	13031-P08-004	78	2	13326-PE0-662	81	19				17100-P3R-T00	44	10
04652-SX8-T30ZZ	286	9	11850-P01-J00	60	14	13031-PM3-004	78	2	13326-PLC-003	81	19				17100-P3R-T10	44	10
04655-SX8-T00ZZ	289	1	11851-P01-000	60	1	13031-PM3-004	78	2	13327-PC0-014	81	19				17105-P2A-004	44	11
04655-SX8-T01ZZ	289	1	11851-P2A-000	60	1	13031-P2A-000	78	1	13327-PE0-662	81	19						
04655-SX8-T02ZZ	289	1	11855-P72-000	60	2	13031-P2F-A00	78	2	13327-PLC-003	81	19						
04664-SX8-T00ZZ	292	7	11910-P3R-T00	73	8	13031-PM3-004	78	2	13331-PD1-003	81	20						
04664-SX8-T10ZZ	292	7	11925-P08-000	66	9	13031-P2A-000	78	1	13331-PD1-004	81	20						
04810-SB3-000	258	1	11925-P3S-T00	66	9	13031-PM3-004	78	2	13331-PLC-003	81	20						
	264	1	11926-P08-000	66	10	13111-P3R-T00	78	6	13331-PE0-003	81	20						
	264	1	11926-P3S-T00	66	10	13205-634-010	78	8	13331-PE1-003	81	20						
	264	1	11941-P2A-000	49	1	13205-689-004	79	8	13331-PLC-003	81	20						
						13210-P07-000	79	9	13621-PM3-013	79	11						
									13621-PM3-J01	79	11						

PART NO. INDEX

Part Number	Page	Ref.	Part Number	Page	Ref.	Part Number	Page	Ref.	Part Number	Page	Ref.	Part Number	Page	Ref.
17105-P2A-014	44	11	17707-SX8-T31	134	18				19315-P3R-T00	75	8	22200-P3R-005	82	4
17105-P3M-K01	44	11	17711-ST0-003	134	19	18182-P2Y-G00	49	6	19320-P3R-T00	75	9	22200-P3S-005	82	4
17130-PK1-003	60	3	17720-SX8-T30	136	8	18182-PM8-A00	46	9	19501-P3S-T00	140	7	22200-P3S-015	82	4
17130-PR4-Y01	60	3	17720-SX8-T50	136	8				19501-PM3-000	140	7	22300-P3R-005	82	5
17131-P2A-000	60	4	17723-SX8-T30	136	9	18183-P2A-J00	49	7	19502-P3R-T00	140	8	22300-P3R-015	82	5
17132-P3R-T00	44	12	17724-SX8-T50	136	10	18183-PM3-000	46	10	19502-P3S-T00	140	8	22510-PH0-670	106	1
17135-P2A-000	60	5	17725-SX8-T30	136	11				19505-P2A-000	75	10	22510-PL1-000	106	1
17135-P3R-T10	60	5	17726-SX8-T30	138	49	18200-SX8-T00	132	2	19506-P2A-000	77	1	22520-P24-J00	106	3
17138-P2A-000	60	6	17726-SX8-T50	136	12	18212-SF4-000	132	3	19507-P2A-000	77	2		107	22
17153-P1A-000	60	7	17731-SX8-M30	136	13	18213-SH3-J00	132	4	19508-P3R-T00	77	3	22530-PA9-030	106	2
17201-P3R-T00	130	1	17731-SX8-T50	136	13	18213-SX8-T00	132	5	19511-P08-003	140	10		107	22
17202-P2C-G00	42	11	17740-SX8-T30	136	14	18214-SH3-J01	132	6	19511-P3S-T01	140	9	22530-PC9-010	106	2
17210-P3R-T00	130	2	17742-SX8-T31	137	15	18215-SB2-920	132	7			10		107	22
17212-P2F-A00	130	4	17743-SM4-003	137	16	18215-SX8-T01	132	8	19511-PA6-003	140	9	22530-PL1-010	106	3
17212-P2J-J00	130	3	17743-SX8-T31	137	17	18220-SX8-T01	132	9	19513-PE0-003	77	4	22530-PL4-000	106	4
17212-PN3-000	130	3	17743-SX8-T51	137	17	18220-SX8-T50	132	9	19519-PM1-003	140	11	22530-PL4-660	106	4
17216-P2F-A00	130	6	17744-SX8-T50	138	53	18229-S04-X01	132	10	19519-PM3-013	140	12	22530-PL4-851	106	3
17216-PN3-000	130	5	17745-ST0-003	137	18	18230-SA0-930	132	11	19527-P2A-000	77	5	22536-P68-003	107	23
17217-P2J-300	130	7	17745-SX8-T51	137	19	18231-SR3-A22	132	12				22537-PL4-003	106	5
17220-P2F-Y00	130	8	17752-SX8-T01	137	20	18231-SR3-J01	132	13	20000			22541-P7C-003	106	6
17228-P2F-A00	130	9	17762-SX8-T00	137	21	18302-SP0-003	47	10				22541-PC9-000	106	6
17230-P3R-T00	130	10	17764-SX8-T00	137	22	18310-SD5-J00	132	14	20011-P3T-B50	87	1	22542-P68-003	106	9
17230-P3S-T00	130	10	17765-SX8-T00	137	23	18310-SR3-A21	132	14	20011-P3T-W40	87	1	22542-PA9-000	106	7
17243-P3R-T00	130	11	17766-SX8-T00	137	24				20011-P3T-W50	87	1			8
17244-P2F-A00	130	12	17767-SX8-T00	137	25	19000			20021-P3V-930	87	1	22542-PF4-013	106	9
17244-P3R-T00	130	13	17810-SX8-T00	193	1				20021-P3V-970	87	1	22542-PL4-000	106	8
17244-P3R-T50	130	13	17810-SX8-T80	193	2	19010-P3R-T01	139	1	20021-P3V-T30	87	1	22543-PA9-000	106	10
17244-P3S-T00	130	13	17812-SA7-010	193	3	19010-P3R-T51	139	1	20021-P3V-T50	87	1	22543-PC9-000	106	10
17244-P3S-T50	130	13	17814-SX8-T00	193	4	19010-P3S-T01	139	1				22543-PH0-850	106	11
17245-P3R-T01	130	14	17816-SK7-000	193	5	19010-P3S-T51	139	1	21000			22543-PJ4-000	106	11
17249-P3R-T00	130	15	17826-SB2-950	193	6	19011-P02-K02	139	2				22544-P4M-931	106	12
17300-SX8-T31	136	5	17827-SH3-981	193	7	19012-P02-K02	139	3	21000-P3T-A01	88	1	22544-PC9-020	106	12
17307-PM4-000	130	16	17831-SX8-T00	193	8	19015-P3R-T01	139	4	21000-P3T-B00	88	1	22544-PN0-000	106	12
17315-P2F-A01	130	17	17910-SX8-T01	193	9	19017-PK1-004	139	5	21103-PL3-A00	88	2	22551-PA9-010	106	13
17358-SX8-T30	136	6	17910-SX8-T51	193	9	19020-P3S-T01	139	6	21103-PL3-B00	88	2		107	24
17371-S04-003	134	2	17921-SA4-730	193	10	19020-PM3-004	139	6	21104-PL3-A10	89	1		108	25
17416-P3R-T00	42	12	17925-SX8-T00	193	11	19030-P3R-T02	139	7	21104-PS1-020	89	1	22551-PC9-000	107	13
17417-P3R-M00	42	13	17927-SH3-A01	193	12	19030-P72-A01	139	15	21110-P3V-000	102	1		24	
17417-P3S-T10	42	13	17930-S04-000	61	7	19032-PM3-004	139	8	21110-P48-J00	102	1	22552-PA9-010	106	13
17500-SX8-T30	134	3				19033-P3R-T01	139	9	21110-P4M-910	102	1		107	24
17521-SX8-T00	134	4	18000			19043-P2C-Y00	268	2	21120-PG2-003	88	3		108	25
17522-SX8-T00	134	5				19043-PAD-G00	268	2	21200-PL3-900	89	2	22552-PC9-000	107	13
17524-SPO-000	134	6	18030-SX8-M00	132	1	19045-P02-K02	139	10	21200-PL3-A10	89	2		108	25
17526-SB3-023	134	7	18030-SX8-T00	132	1	19045-P3F-T01	139	10	21210-P4M-000	103	1		108	25
17574-SE0-000	134	8	18030-SX8-T90	132	1	19046-PV1-000	139	16	21210-PL4-060	103	1	22553-PA9-010	107	13
17651-SX8-T00	134	9	18100-P3R-T00	46	3	19101-P3R-T00	140	1	21232-PL4-010	103	2		108	25
17652-SA5-000	134	10	18100-P3S-T00	47	3	19102-P3R-T00	140	2	21240-PL4-010	104	1		108	25
17653-SR7-000	134	11	18115-P2A-003	46	4	19103-PM3-000	140	3	21321-689-000	89	3	22553-PC9-000	107	13
17660-SX8-T00	134	12				19104-P3R-T00	140	4	21350-PR1-030	82	1		108	25
17662-SS1-010	134	13				19104-P3S-T00	140	4	21351-PM0-900	82	2		108	25
17664-SH4-010	134	14	18120-P2A-000	49	3	19106-P3R-T00	140	5	21390-P3T-000	89	4	22554-PA9-010	107	13
17665-SX8-T00	134	15	18120-P3R-T00	46	5	19108-PM0-003	140	6	21396-P20-000	103	20		108	25
17669-SX8-T00	268	1	18120-P3S-T00	47	5	19200-P3R-T01	75	3	21811-PL4-S01	103	3		108	25
17669-SX8-T10	268	1	18153-PM3-003	46	6	19222-P08-004	75	4	21812-PL4-S01	104	2	22554-PC9-000	107	13
17670-SM1-A03	134	16	18160-P3R-T00	46	7	19301-P08-305	75	5					24	
17700-SX8-T30	136	7	18160-P3S-T00	47	6	19301-P08-315	75	5	22000				108	25
17704-SX8-T30	134	17	18160-PJT-T01	49	4	19301-P08-316	75	5				22555-PA9-010	107	13
17706-SC3-003	295	1	18176-PM3-300	46	8	19305-PT0-000	75	6	22100-P3R-005	82	3		24	
	316	46		47	7	19311-P03-000	75	7	22100-P3R-015	82	3		108	25
												23000		
												23210-P3T-000		95
												23210-P4M-911		109
												23210-PL4-000		109

PART NO. INDEX

Part Number	Page	Ref.	Part Number	Page	Ref.	Part Number	Page	Ref.	Part Number	Page	Ref.	Part Number	Page	Ref.
37821-PJT-T00	164	3	38914-P07-004	317	9	41100-P20-A01	99	1	42700-SX8-T30	181	17	43300-S04-003	182	13
37824-P3R-T00	164	4	38920-P3R-T01	317	10	41100-P20-C01	99	1	42751-SX8-T01	179	3	43301-S04-003	183	14
37830-P0G-S00	42	16	38924-P2C-K01	317	11	41100-P3T-A00	99	1	42751-SX8-T03	179	3	43321-S04-003	183	15
37870-PJ7-003	75	15	38926-P2A-000	317	12	41233-P7C-000	129	2	42751-SX8-T11	179	3	43323-663-003	183	16
37880-P2A-004	130	19	38930-P3R-T00	317	13	41233-PL3-A00	99	2	42751-SX8-T21	179	3	43345-S04-003	183	17
37881-P2A-000	130	20	38942-P3R-T01	317	14	41233-PL3-J00	99	2	42751-SX8-T31	179	3	43352-568-003	183	18
			38942-P3R-T02	317	14	41233-PL4-J00	129	2	42751-SX8-T33	179	3	43352-SM4-951	185	34
38000			38944-P02-000	317	15	41312-PA9-020	129	3	42753-SE0-A02	179	4		192	2
			38944-P3R-T00	317	15	41312-PL3-A00	99	3	42753-SH3-003	179	4	43353-SD5-003	183	19
38100-SX8-T01	163	1	38945-P01-000	317	16	41312-PL3-B00	99	3	42760-SX8-F60	268	3		185	35
38203-SX8-J80	164	5	38945-P3R-T00	317	16	41441-PL3-A00	99	4	42760-SX8-N10	268	3		192	3
38203-SX8-T00	164	6	38946-P01-000	317	17	41441-PL3-B00	100	4	42760-SX8-T00	268	3	43361-SH3-003	183	20
38204-SX8-J80	164	7	38950-P3R-305	318	24	41442-PL3-A00	99	4	42760-SX8-T01	268	3	43362-SC2-003	183	21
38205-SX8-J80	164	8	38951-P3R-T00	318	25	41442-PL3-B00	100	4	42760-SX8-T20	268	3	43363-SA5-003	183	22
38205-SX8-T00	164	8	38952-P3R-T00	318	26	41443-PL3-A00	99	4	42760-SX8-T30	268	3	43364-SA5-003	183	23
38212-SM4-003	163	2				41443-PL3-B00	100	4				43365-SA5-003	183	24
38213-SM4-003	163	3	39000			41444-PL3-A00	99	4	43000			43366-SC2-013	183	25
38215-SX8-003	163	4				41444-PL3-B00	100	4				43367-S04-003	183	26
38230-S47-N01	166	8	39100-SX8-T01	173	2	41445-PL3-A00	99	4	43018-SX8-T51	184	6	43371-SX8-T01	183	27
38230-SX8-J81	166	1	39100-SX8-T61	173	2	41445-PL3-B00	100	4	43018-SX8-T52	184	6	43372-SC2-003	183	28
38231-S04-003	163	5	39103-SX8-T01	173	4	41446-PL3-A00	99	4	43019-SX8-T51	184	7	43373-SA5-003	183	29
			39104-SX8-T01	173	6	41446-PL3-B00	100	4	43019-SX8-T52	184	7	43375-SA0-003	183	30
38231-S04-961	163	6	39112-SH3-000	171	1	41447-PL3-A00	99	4	43022-S04-020	184	8	43376-SC2-013	183	31
			39112-SH3-A01	171	1	41447-PL3-B00	100	4	43022-S04-030	184	8	43377-SX8-T01	183	32
38235-SA5-003	164	9	39120-SX8-003	171	3	41448-PL3-A00	99	4	43110-SX8-T01	182	6	43379-SC2-013	183	33
38235-SX8-003	164	10	39120-SX8-T02	171	3	41448-PL3-B00	100	4	43115-ST5-004	182	7	43471-SD2-930	204	1
38250-SX8-T01	163	7	39120-SX8-T11	172	19	41449-PL3-A00	100	4	43120-SX8-T01	182	8			
38250-SX8-T11	163	7	39120-SX8-T61	171	2	41449-PL3-B00	100	4	43153-S04-A01	182	9	44000		
38251-SX8-T00	163	8	39125-SX8-T60ZA	171	5	41450-PL3-A00	100	4	43171-S04-N01	182	10			
38251-SX8-T01	163	9	39125-SX8-T60ZG	171	5	41450-PL3-B00	100	4	43172-S04-003	182	12	44010-SX8-M01	187	1
38252-SX8-T01	163	10	39125-SX8-T60ZH	171	5	41451-PL3-A00	100	4	43172-SX8-T01	182	11	44010-SX8-M51	187	1
38290-SA5-003	165	11	39126-SX8-T60ZA	171	6	41451-PL3-B00	100	4	43215-SH3-931	184	9	44010-SX8-T00	187	1
38300-SS1-004	165	12	39126-SX8-T60ZB	171	6	41452-PL3-A00	100	4	43223-SD2-932	184	10	44011-S04-010	187	2
38380-SX8-T01	165	13	39126-SX8-T60ZC	171	6	41452-PL3-B00	101	4	43224-SD2-931	184	11	44011-SX8-M01	187	2
38380-SX8-T02	165	13	39150-SX8-T01	171	7	41453-PL3-A00	100	4	43227-SD2-305	184	12	44011-SX8-M51	187	2
38381-SX8-T00	165	14	39150-SX8-T02	171	7	41453-PL3-B00	101	4	43227-SF1-003	185	13	44014-S04-010	188	15
38472-SB2-003	168	1	39154-SR3-003	171	10	41454-PL3-A00	100	4	43228-SD2-933	185	14	44014-SX8-M02	188	15
38472-SB3-003	168	2	39154-SX8-T00	171	10	41454-PL3-B00	101	4	43229-SD2-931	185	15		190	1
38511-SD2-003	170	1	39242-671-670	177	1	41455-PL3-A00	100	4	43233-S04-003	185	16	44014-SX8-M52	188	15
38519-SB0-003	170	2	39246-671-003	177	2	41455-PL3-B00	101	4	43233-S5A-J01	185	16		190	1
38608-692-000	137	26				41456-PL3-A00	100	4	43235-SD2-931	185	17	44017-S04-010	187	3
38609-692-000	137	27	39356-SA7-010	174	3	41456-PL3-B00	101	4	43236-S04-003	185	18	44017-S04-020	187	3
38611-PA-A01	319	1	39400-SV4-003	165	15	41457-PL3-A00	100	4	43238-SD2-931	185	19		190	2
38611-PT2-J02	319	1	39401-SX8-T00	165	16		101	4	43241-SD2-931	185	20	44017-S5A-000	190	2
38615-P3R-T00	319	2	39600-SH3-G02	237	1	42000			43243-SD2-931	185	21	44018-S04-C03	188	16
38616-PA-A01	319	3	39610-SA5-406	237	2				43244-SD2-931	185	22	44018-SX8-M01	188	16
38616-PT3-A03	319	3	39700-SX8-T01	158	12				43245-SX8-T51	185	23	44018-SX8-M02	188	16
38618-PM3-000	319	4	39790-SX8-J81	166	3	42200-S04-008	182	2	43246-SD2-931	185	24		190	3
38619-P3R-T00	319	5	39792-SP0-014	166	4	42200-SX8-008	184	2	43247-SX8-T51	185	25	44300-SX8-004	192	4
38625-SB2-000	320	1	39794-S04-003	165	17	42200-SX8-951	184	2	43248-SD2-933	185	26	44305-SX8-M01	190	4
38626-PM5-A00	319	6	39795-SB2-003	163	11	42324-SB2-020	182	3	43249-S04-003	185	27	44305-SX8-M02	190	4
38773-PJ7-003	317	1							43250-SX8-T50	210	1	44305-SX8-M04	190	4
38801-P06-A01	317	2	39797-SE0-004	165	18	42326-SB2-000	182	4	43251-SX8-T50	210	2	44305-SX8-M51	190	4
38810-P28-A02	317	3	39797-SH2-003	165	19				43253-SX8-T50	185	28	44305-SX8-M54	190	4
38829-P07-004	317	4	39797-SX8-T01	176	3	42510-SR3-A11	184	5	43254-SX8-T50	185	29	44306-SX8-M01	190	5
38900-P3R-T01	317	5				42610-SB2-010	182	5	43262-S04-003	185	30	44306-SX8-M02	190	5
38908-P70-024	317	6	41000			42700-SH4-K00	179	1	43265-SX8-T51	185	31	44306-SX8-M04	190	5
38912-PE1-702	317	7				42700-SX8-T11	181	18	43266-SD2-931	185	32	44306-SX8-M51	190	5
38913-PP4-E02	317	8	41010-PL4-316	129	1	42700-SX8-T21	179	2	43267-SX8-T51	185	33	44306-SX8-M54	190	5

PART NO. INDEX

Part Number	Page	Ref.	Part Number	Page	Ref.	Part Number	Page	Ref.	Part Number	Page	Ref.	Part Number	Page	Ref.	Part Number	Page	Ref.
45000			46380-SH3-000	200	14	47510-SX8-T04	204	8	51601-SX8-T12	208	3	52441-SX8-T32	212	2	53414-S04-003	225	8
45018-SX8-T01	192	6	46391-SS1-003	202	13	47510-SX8-T54	204	8	51601-SX8-T33	208	3	52610-SX8-T01	212	3	53414-S04-J51	225	8
45019-SX8-T01	192	7	46391-SV4-000	137	28	47510-SX8-T81	204	9	51601-SX8-T43	208	3	52610-SX8-T02	212	3	53416-S04-J51	225	9
45022-SX8-T01	192	8		200	15	47510-SX8-T91	204	9	51601-SX8-T62	208	3	52610-SX8-T32	212	3	53416-ST0-003	219	5
45172-S04-003	183	34	46391-SX8-T01	202	14	47522-SX8-T00	204	10	51601-SX8-T63	208	3	52610-SX8-T42	212	3		225	9
45175-SA0-013	183	35		200	16	47537-SX8-T00	204	11	51601-SX8-T81	208	3	52610-SX8-T81	212	3	53421-SX8-T01	219	6
45216-SC2-003	192	9	46392-SJ6-003	202	15	47537-SX8-T01	204	11	51601-SX8-T91	208	3	52611-SX8-T01	212	4	53426-SE0-951	219	8
45227-692-931	192	10		200	17	47560-SX8-T04	204	12	51602-SX8-T01	208	4	52611-SX8-T02	212	4	53430-SH3-000	219	9
45235-SA0-003	192	11	46392-SR3-931	202	16	47560-SX8-T54	204	12	51602-SX8-T02	208	4	52611-SX8-T03	212	4	53434-S04-J51	221	3
45236-SH3-003	192	12		200	18	47560-SX8-T81	205	13	51602-SX8-T11	208	4	52611-SX8-T81	212	4	53434-SD9-000	221	10
45237-692-931	192	13	46392-SX8-T01	202	17	47560-SX8-T91	205	13	51602-SX8-T12	208	4	52611-SX8-T82	212	4		221	3
45240-SC2-003	185	36		200	19	47572-SH3-000	205	14	51602-SX8-T33	208	4	52612-SX8-T01	213	5	53434-SX8-T01	219	10
	192	14	46394-SH3-A01	202	18				51602-SX8-T43	208	4	52612-SX8-T02	213	5	53436-SX8-T00	219	11
45251-SB2-940	192	15		202	19	50000			51602-SX8-T62	208	4	52612-SX8-T03	213	5	53436-SX8-T50	221	4
45255-SX8-T10	192	16	46400-SX8-T01	195	10				51602-SX8-T63	208	4	52612-SX8-T81	213	5	53438-SX8-T00	219	12
45256-SX8-T10	192	17	46400-SX8-T81	195	11	50250-SX8-T00	282	1	51602-SX8-T81	208	4	52620-SX8-T82	213	5	53438-SX8-T50	221	5
			46402-SX8-T01	196	12		284	1	51602-SX8-T91	208	4	52620-SX8-T01	213	6	53447-S04-J51	221	6
			46402-SX8-T80	196	12	50805-SX8-T00	282	2	51605-SX8-T01	208	5	52620-SX8-T02	213	6	53447-ST0-003	221	6
			46406-SX8-T00	196	13		284	2	51605-SX8-T02	208	5	52620-SX8-T32	213	6	53449-S04-J51	221	7
			46406-SX8-T80	196	14	50810-SX8-T00	282	3	51605-SX8-T04	209	5	52620-SX8-T42	213	6		225	10
46100-S04-A53	195	1	46407-SX8-T00	196	15	50810-SX8-T50	284	3	51605-SX8-T81	209	5	52620-SX8-T81	213	6	53449-SH3-000	219	14
46100-SX8-T01	195	2	46462-SE0-000	200	20	50820-SR3-J11	282	4	51605-SX8-T82	209	5	52621-SX8-T01	212	1	53449-SH3-J00	219	13
46100-SX8-T02	195	2		202	20		284	4	51605-SX8-T83	209	5	52678-SX8-T01	213	7	53449-SL0-A00	221	7
46120-SH3-013	195	3	46472-568-000	200	21	50825-SX8-T00	282	5	51606-SX8-T01	209	6	52686-SX8-T01	213	8		225	10
46122-S04-J02	195	4		203	21	50825-SX8-T50	284	5	51606-SX8-T02	209	6	52687-SX8-T01	213	9	53458-S04-J51	225	11
46151-SB2-003	195	5	46500-SX8-T00	193	15	50827-SX8-T00	282	6	51606-SX8-T04	209	6	52688-SX8-T01	213	10	53458-SE0-003	219	15
46182-S00-013	195	6	46500-SX8-T80	193	16	50827-SX8-T50	284	6	51606-SX8-T81	209	6	52722-SN4-003	213	11		225	11
46185-S04-J01	195	8	46504-ST5-300	193	17	50830-SX8-T00	283	26	51606-SX8-T82	209	6	52925-SX8-T01	213	14	53458-SX8-T01	219	15
46185-SE0-003	195	7	46505-SA5-000	193	18	50839-SX8-T00	282	7	51606-SX8-T83	209	6				53501-SX8-T00	219	16
46191-634-000	195	9	46505-SA7-000	193	19		284	7	51688-SX8-T01	209	7	53000				221	8
46210-S04-911	199	5	46512-SB2-000	196	16	50840-SX8-T01	282	8	51689-SX8-T01	209	8	53010-SX8-T00	219	1	53502-SD5-020	219	17
46210-S04-912	199	5	46530-SH3-000	193	20	50840-SX8-T51	284	8	51722-SX8-T01	209	9		221	1	53534-SR3-N52	221	9
46210-S04-951	199	5	46535-SM4-000	193	21				51726-SF4-013	209	10	53010-SX8-T01	221	1	53534-ST0-013	221	10
46210-S04-952	199	5	46545-692-980	193	23	51000			51920-SX8-T01	209	11	53040-SX8-T01	219	2	53536-S04-J51	222	11
46210-S10-862	202	4	46545-SH3-000	193	22				51924-SX8-T01	209	12	53154-SB3-951	215	2		225	12
46310-SX8-T00	199	6	46590-SX8-T00	194	24	51211-SX8-T00	206	1		212	1	53155-SA0-003	215	2	53536-SR3-000	219	18
46320-SX8-T00	199	7	46660-S04-J01	196	17	51211-SX8-T10	206	1	52000			53156-SB3-961	215	3		222	11
46321-SX8-T00	199	8	46662-S04-J01	196	18	51211-SX8-T80	206	1	52210-SX8-T00	210	3	53200-SX8-T02	218	1	53536-SX8-T01	219	18
46330-SX8-T00	199	9	46665-S04-J01	196	19	51216-SX8-T00	206	2	52215-SX8-T00	210	4	53200-SX8-T81	218	1	53537-SH3-000	219	20
46330-SX8-T01	199	9	46666-S04-J01	196	20	51216-SX8-T10	206	2	52300-SX8-T31	211	23	53216-SX8-T00	218	2	53537-SH3-J00	219	19
	202	5	46669-692-003	196	21	51225-671-003	206	3	52308-SR3-000	211	24	53235-SA5-010	239	1	53537-SX8-T01	219	20
46331-SX8-T00	199	10	46674-SX8-T80	196	22	51300-SX8-T01	206	4	52315-SR3-900	211	25	53239-SB2-000	239	2	53537-SX8-T51	219	19
46340-SX8-T00	199	11	46905-SK7-000	194	25	51306-SX8-T00	206	5	52317-SX8-T31	211	26	53271-SF1-003	156	20	53540-SX8-T01	219	21
46340-SX8-T01	199	11	46908-SX8-T00	194	26	51308-SX8-T00	206	6	52318-SX8-T31	211	27	53320-SX8-T00	218	3		222	12
	202	6	46910-SX8-T00	194	27	51313-SD5-000	206	7	52325-SX8-003	211	28	53320-SX8-T80	218	4	53546-S30-005	220	22
46360-SX8-T00	199	12	46910-SX8-T01	194	27	51314-SJ8-000	206	8	52350-SX8-T00	210	5	53323-SX8-T01	218	5		222	13
46361-SX8-T00	200	13	46936-SD4-000	194	28	51316-SB2-010	206	9		211	29	53323-SX8-T51	218	5	53546-SX8-T01	220	22
46374-SX8-T80	202	7	46990-SX8-T00	194	29	51350-SX8-T01	206	10	52350-SX8-T30	210	5	53326-SB0-000	218	6		222	13
46374-SX8-T81	202	7				51360-SX8-T01	206	11	52355-SX8-T30	211	29	53363-SX8-T00	218	7	53548-611-003	206	13
46375-SX8-T80	202	8	47000			51393-SX8-T00	206	12	52360-SX8-T00	210	6	53364-SX8-T00	218	8	53601-SX8-T01	222	14
46375-SX8-T81	202	8				51401-SX8-T01	208	1	52364-SX8-T00	210	7	53365-SA0-961	218	9	53601-SX8-T02	222	14
46376-SX8-T80	202	9	47105-SX8-T02ZA	204	2	51401-SX8-T11	208	1	52366-SX8-T00	210	8	53411-SD2-950	221	2	53601-SX8-T03	222	14
46376-SX8-T81	202	9	47105-SX8-T02ZB	204	2	51401-SX8-T32	208	1	52368-SX8-T00	210	9	53412-634-000	224	6	53601-SX8-T04	222	14
46377-SX8-T80	202	10	47105-SX8-T02ZC	204	2	51401-SX8-T42	208	1	52370-SX8-T00	210	10	53413-S04-J51	224	7	53608-SX8-T01	225	13
46377-SX8-T81	202	10	47142-SX8-T01	204	3	51402-SX8-T01	208	2	52441-SX8-T02	212	2	53413-ST0-000	224	7	53608-SX8-T02	225	13
46378-SX8-T80	202	11	47143-SX8-T310	204	4	51601-SX8-T01	208	3	52441-SX8-T03	212	2	53413-SX8-T01	219	3	53608-SX8-T03	226	13
46378-SX8-T81	202	11	47342-SX8-T01	204	5	51601-SX8-T02	208	3	52441-SX8-T04	212	2	53414-634-010	225	8	53626-SX8-T01	226	14
46379-SX8-T80	202	12	47360-SX8-T00	204	6	51601-SX8-T11	208	3		212	2		219	4	53626-SX8-T02	226	14
46379-SX8-T82	202	12	47365-SX8-T00	204	7												

PART NO. INDEX

Part Number	Page	Ref.	Part Number	Page	Ref.	Part Number	Page	Ref.	Part Number	Page	Ref.	Part Number	Page	Ref.
53630-S04-J51	226	16	54115-SA5-981	232	7	56483-P2A-003	83	4	60710-SX8-T02ZZ	287	16	64310-SX8-T00ZZ	289	7
53630-S04-J54	226	16	54115-SH3-000	230	11	56992-P3R-T01	83	5	60710-SX8-T31ZZ	287	16	64316-SX8-M01ZZ	289	8
53641-SX8-T01	226	18	54116-SA5-980	232	8	56996-P01-000	83	6	60714-SX8-T00ZZ	287	17	64321-SX8-T00ZZ	289	9
53641-SX8-T02	226	18	54117-692-980	232	9	56997-P3R-T00	83	7	60717-SX8-T00ZZ	288	33	64330-SX8-T00ZZ	289	10
53641-SX8-T03	226	18	54117-SH3-000	230	12				60810-SX8-T00ZZ	287	18	64330-SX8-T01ZZ	289	10
53645-SX8-T01	226	19	54119-689-981	232	10	57000			60810-SX8-T01ZZ	287	18	64330-SX8-T30ZZ	289	10
53645-SX8-T02	226	19	54119-SX8-T81	233	46				60810-SX8-T02ZZ	287	18	64501-SB2-000	239	3
53660-S50-003	226	20	54120-SH3-980	232	11	57101-S2A-003	198	7	60810-SX8-T10ZZ	287	18	64521-SX8-T00ZZ	289	11
53660-S50-003	226	20	54123-SE0-980	232	12	57101-S30-003	198	1	60815-SX8-T01ZZ	288	30	64530-SX8-305ZZ	289	12
53661-S50-003	227	21	54130-SX8-T81	232	16	60815-SX8-T30ZZ	198	8	60815-SX8-T30ZZ	288	30	64530-SX8-T01ZZ	289	12
53661-S50-003	227	21	54131-SH3-981ZA	232	13	60825-SX8-T00ZZ	198	2	60910-SX8-T00ZZ	287	19	64611-SX8-T00ZZ	289	13
53666-S50-003	227	22	54131-SX8-T81	232	13	60910-SX8-T00ZZ	198	3	60910-SX8-T00ZZ	287	19	64620-SX8-T00ZZ	289	14
53666-S50-003	227	22	54132-SH4-982	232	14	60910-SX8-T01ZZ	198	9	60910-SX8-T01ZZ	287	19	64620-SX8-Y00ZZ	290	14
53666-SV4-004	227	22	54133-SA5-981	232	15	60910-SX8-T02ZZ	198	4	60910-SX8-T02ZZ	287	19	64700-SX8-T00ZZ	290	15
53670-SX8-T01	227	23	54135-SH3-981	232	16	60925-SX8-T00ZZ	198	10	60925-SX8-T00ZZ	288	32	64710-SX8-T00ZZ	290	16
53670-SX8-T02	227	23	54136-SH3-981	232	17	60930-SX8-T00ZZ	196	24	60930-SX8-T00ZZ	287	20	64716-SX8-M01ZZ	290	17
53671-SX8-T01	227	24	54136-SX8-T81	233	47							64721-SX8-T00ZZ	290	18
53671-SX8-T02	227	24	54141-SV4-980	233	48	57450-SX8-T82	206	14	61000			64730-SX8-T00ZZ	290	19
53672-S50-000	227	25	54200-SX8-T80	232	18	57455-SX8-T82	206	15				64730-SX8-T01ZZ	290	19
53673-S50-000	227	26	54200-SX8-T81	232	18	57470-SX8-T81	210	11	61100-SX8-T00ZZ	287	21	64730-SX8-T30ZZ	290	19
53674-S50-000	227	27	54201-SX8-T00	230	13	57475-SX8-T81	210	12	61100-SX8-T01ZZ	287	21			
53675-S50-000	227	28	54202-SH5-981	232	19	57515-S04-J51	196	25	61118-SH4-300ZZ	287	22	65000		
53685-SH3-000	222	15	54204-SH3-980	233	20	57520-SF1-023	195	3	61119-SH4-300ZZ	287	23	65100-SX8-T00ZZ	290	20
53685-SX8-T01	220	23	54204-SX8-T81	233	49	57540-S04-J52	197	34	61123-SX8-T00ZZ	287	24	65100-SX8-T01ZZ	290	20
53686-SH3-010	220	24	54205-SH3-971	233	21	57560-S04-J51	196	26	61125-SX8-T00ZZ	287	25	65100-SX8-T50ZZ	290	20
	222	16	54205-SX8-T82	233	21	57562-SF1-003	195	6	61170-SX8-T00ZZ	237	3	65100-SX8-T51ZZ	290	20
	228	1	54209-SH3-970	233	22				61170-SX8-T01ZZ	237	3	65116-SX8-T00ZZ	290	21
53701-SX8-T01	228	2	54211-SH3-982	233	23	60000			61500-SX8-T10ZZ	287	26	65140-SX8-T00ZZ	290	22
53713-SX8-T01	228	3	54211-SX8-T81	233	23	60100-SX8-T00ZZ	295	2	61500-SX8-T50ZZ	287	26	65140-SX8-T01ZZ	290	22
53713-SX8-T02	228	3	54222-SH3-980	233	24	60100-SX8-T10ZZ	295	2	61500-SX8-T51ZZ	287	26	65166-SX8-T00ZZ	290	23
53720-SPO-010	228	5	54222-SX8-T81	233	24	60120-SX8-T00ZZ	295	3	61550-SX8-T00ZZ	287	27	65190-SX8-T00ZZ	290	24
53720-SX8-T00	228	4	54230-SX8-T81	232	14	60170-SX8-T00ZZ	295	4	61550-SX8-T01ZZ	287	27	65190-SX8-T01ZZ	290	24
53729-671-003	196	23	54260-SX8-T81	232	19	60211-SX8-T00ZZ	294	1	61560-SX8-T00ZZ	287	28	65513-SX8-T00ZZ	290	25
	228	6	54301-SX8-T00	230	14	60211-SX8-T10ZZ	294	1				65513-SX8-T01ZZ	290	25
53731-SX8-T00	228	7	54303-SX8-T00	230	15	60212-SX8-T00ZZ	294	2	62000			65610-SX8-T00ZZ	290	26
53732-SX8-T00	228	8	54304-SX8-T00	230	16				62100-SX8-T00ZZ	292	8	65618-SX8-T00ZZ	291	27
53732-SX8-T50	228	9	54306-SX8-T00	230	17	60261-SX8-T00ZZ	294	3				65640-SX8-T00ZZ	291	28
53732-SX8-T51	229	9	54307-SX8-T00	230	18	60261-SX8-T10ZZ	294	3	63000			65640-SX8-T01ZZ	291	28
53737-SX8-T00	229	10	54308-SH3-000	230	19	60262-SX8-T10ZZ	294	3	63210-SX8-T00ZZ	292	9	65660-SX8-T00ZZ	291	29
53740-SK3-E00	229	11	54309-SX8-T00	230	20	60400-SX8-T00ZZ	286	10	63320-SX8-T00ZZ	292	10	65668-SX8-T00ZZ	291	30
53743-SX8-T00	229	12	54315-SX8-T81	233	25	60400-SX8-T10ZZ	287	10	63610-SX8-T00ZZ	292	11	65690-SX8-T00ZZ	291	31
53743-SX8-T01	229	21	54318-SK3-E81	233	26	60431-SX8-T00ZZ	287	11	63720-SX8-T00ZZ	292	12	65700-SX8-T00ZZ	291	32
53775-SX8-T00	229	13	54318-SX8-T81	233	26	60431-SX8-T10ZZ	287	11	63720-SX8-T10ZZ	292	12	65750-SX8-T00ZZ	291	33
53781-SE0-952	229	14	54319-SR3-980	233	27	60434-SX8-T00ZZ	287	12	63910-SX8-T00ZZ	292	13	65750-SX8-T01ZZ	291	33
			54322-SX8-T80	233	28	60434-SX8-T10ZZ	287	12	63915-SH4-300ZZ	292	14	65750-SX8-T10ZZ	291	33
54000			54341-SA0-980	233	29	60610-SX8-T31ZZ	287	13	63915-SX8-T00ZZ	292	14			
			54351-SR3-980	233	30	60610-SX8-T50ZZ	287	13				68000		
54101-SX8-T00	230	2	54361-SV4-980	233	31	60610-SX8-T52ZZ	287	13	64000			68500-SX8-T00ZZ	314	1
54102-SH3-003ZC	230	3	54363-689-981	233	32	60614-SX8-T00ZZ	287	14	64121-SX8-T00ZZ	289	2	68500-SX8-T01ZZ	314	1
54105-SH3-010	230	4	54700-SX8-T81	233	50	60630-SX8-T00ZZ	287	15	64130-SX8-305ZZ	289	3	68500-SX8-T10ZZ	314	1
54106-SH3-003	230	5	54710-SH3-981	233	33	60630-SX8-T01ZZ	287	15	64130-SX8-T01ZZ	289	3	68610-SW5-000ZZ	314	2
54107-SH3-003	230	6				60630-SX8-T11ZZ	287	15	64211-SX8-T00ZZ	289	4	68610-SW5-010ZZ	314	2
54109-SA7-000	230	7	56000			60630-SX8-T13ZZ	287	15	64220-SX8-T00ZZ	289	5	68660-SW5-000ZZ	314	3
54110-SH3-003	230	8	56110-P3R-T02	83	1	60710-SX8-T00ZZ	287	16	64220-SX8-Y00ZZ	289	5	68660-SW5-010ZZ	314	3
54110-SH3-980	232	5	56110-P3R-T03	83	1	60710-SX8-T01ZZ	287	16	64300-SX8-T00ZZ	289	6			
54110-SX8-T81	233	45	56110-PJT-T01	83	1									
54111-SX8-T00	230	9	56123-P2A-003	83	2									
54113-692-980	232	6	56167-P2A-003	83	3									
54114-SX8-T00	230	10												



PART NO. INDEX

Part Number	Page	Ref.	Part Number	Page	Ref.	Part Number	Page	Ref.	Part Number	Page	Ref.	Part Number	Page	Ref.	Part Number	Page	Ref.
80866-ST0-003	322	12	81144-SH3-003ZY	259	7	81670-SX8-T01	263	6	83230-SX8-T01ZB	246	12	83542-SX8-T20ZA	251	13	84121-SX8-T01ZC	248	6
80871-ST7-000	322	13	81180-SX8-T41ZA	261	17	81850-SX8-T01ZA	266	3	83230-SX8-T40ZA	245	5	83542-SX8-T20ZB	251	13	84121-SX8-T01ZD	248	6
80872-ST7-000	321	28	81180-SX8-T41ZB	261	17	81850-SX8-T01ZB	266	3	83230-SX8-T40ZB	245	5	83543-SX8-T70ZB	251	14	84131-SX8-M01ZA	248	7
	322	14	81182-S5A-003	261	18	81850-SX8-T01ZC	266	3	83230-SX8-T50ZA	245	5	83543-SX8-T70ZC	251	14	84131-SX8-M01ZB	248	7
80873-ST7-000	321	29	81184-SX0-000	261	19				83230-SX8-T50ZB	245	5	83553-SX8-000ZB	253	39	84131-SX8-T01ZA	248	7
	322	15	81230-S04-J01	262	3	82000			83230-SX8-T80ZA	245	5	83553-SX8-000ZC	253	39	84132-SX8-T00	248	8
			81231-S10-003ZB	262	4				83240-SH3-000YG	245	6	83554-SX8-T00ZA	251	15	84141-SX8-T00ZA	248	9
81000			81231-S10-003ZF	262	4	82121-SX8-T01ZA	264	2	83240-SH3-000YN	245	6	83554-SX8-T00ZB	251	15	84141-SX8-T00ZC	248	9
			81231-S10-003ZS	262	4	82121-SX8-T02ZA	264	2	83250-SX8-T00ZA	245	7	83554-SX8-T00ZC	251	15	84141-SX8-T00ZD	248	9
81121-SX8-T01ZA	258	2	81231-SR3-003ZS	262	4	82121-SX8-T11ZA	264	2	83250-SX8-T00ZB	245	7	83558-SX8-T20	251	16	84151-SX8-M01ZA	248	10
81121-SX8-T02ZA	258	2	81238-SR3-000ZR	259	8	82121-SX8-T13ZA	264	2	83301-SX8-T00ZA	234	6	83583-SX8-306ZA	251	17	84151-SX8-T01ZB	248	10
81121-SX8-T13ZA	258	2	81238-SR3-000ZU	259	8	82121-SX8-T21ZA	264	2	83301-SX8-T00ZB	234	6	83583-SX8-307ZA	251	17	84152-SX8-T00	248	11
81121-SX8-T21ZA	258	2	81238-SR3-000ZY	259	8	82121-SX8-T31ZA	264	2	83301-SX8-T00ZC	234	6	83583-SX8-F40ZB	251	17	84161-SX8-F01ZA	248	12
81121-SX8-T23ZA	258	2	81260-SX8-T01	262	5	82121-SX8-T33ZA	264	2	83301-SX8-T70ZA	234	6	83583-SX8-F40ZC	251	17	84161-SX8-F01ZB	248	12
81121-SX8-T31ZA	258	2			82121-SX8-T41ZA	264	2	83301-SX8-T70ZB	234	6	83583-SX8-T01ZA	251	17	84161-SX8-T01ZA	248	12	
81121-SX8-T33ZA	258	2	81270-SX8-T01	262	6	82121-SX8-T41ZB	264	2	83301-SX8-T70ZC	234	6	83583-SX8-T30ZB	251	17	84171-SX8-T01ZA	249	13
81121-SX8-T34ZB	258	2	81450-SX8-T01ZA	266	1	82121-SX8-T51ZA	264	2	83412-SH3-000ZL	243	5	83583-SX8-T70ZA	251	17	84171-SX8-T01ZB	249	13
81121-SX8-T41ZA	258	2	81450-SX8-T01ZB	266	1	82121-SX8-T51ZB	264	2	83412-SX8-T00ZA	243	5	83583-SX8-T71ZA	251	17	84171-SX8-T01ZC	249	13
81121-SX8-T41ZB	258	2	81450-SX8-T01ZC	266	1	82122-SX8-T02	264	3	83412-SX8-T00ZB	243	5	83583-SX8-T80ZA	251	17	84181-SX8-M01ZA	249	14
81121-SX8-T51ZA	258	2	81455-SX8-T01ZA	266	2	82127-SH4-003	264	4	83412-SX8-T00ZC	243	5	83583-SX8-T80ZB	252	17	84181-SX8-M01ZB	249	14
81121-SX8-T51ZB	258	2	81455-SX8-T01ZB	266	2	82131-SX8-T01ZA	264	5	83414-SX8-T00ZA	243	6	83583-SX8-Y00ZB	252	17	84181-SX8-T01ZA	249	14
81122-SX8-T01	258	3	81455-SX8-T01ZC	266	2	82131-SX8-T02ZA	264	5	83418-SX8-SC9-690	314	9	83591-SX8-T20ZA	252	18	84182-SX8-T00	249	15
81122-SX8-T11	261	24	81521-SX8-F02ZA	259	9	82131-SX8-T11ZA	264	5	83422-SH3-000YC	245	8	83591-SX8-T20ZB	252	18	84191-SX8-T00ZA	249	16
81122-SX8-T21	261	24	81521-SX8-T01ZA	259	9	82131-SX8-T13ZA	264	5	83422-SH3-000YJ	246	8	83592-SX8-T20ZA	252	19	84191-SX8-T00ZC	249	16
81122-SX8-Y01	258	3	81521-SX8-T13ZA	259	9	82131-SX8-T21ZA	265	5	83431-SA4-000Y	315	24	83592-SX8-T20ZB	252	19	84191-SX8-T00ZD	249	16
81126-SX8-T01	261	25	81521-SX8-T21ZA	259	9	82131-SX8-T31ZA	264	5	83441-SX8-T00ZA	243	7	83593-SX8-T70ZB	252	20	84231-SX8-T00ZA	249	17
81131-SX8-T01ZA	258	4	81521-SX8-T23ZA	259	9	82131-SX8-T33ZA	265	5	83441-SX8-T00ZB	244	7	83593-SX8-T70ZC	252	20	84231-SX8-T00ZC	249	17
81131-SX8-T02ZA	259	4	81521-SX8-T31ZA	259	9	82131-SX8-T41ZA	265	5	83441-SX8-T00ZC	244	7	83700-SX8-T00ZA	254	6	84231-SX8-T00ZD	249	17
81131-SX8-T13ZA	259	4	81521-SX8-T33ZA	259	9	82131-SX8-T41ZB	265	5	83445-SH3-000ZR	205	15	83700-SX8-T31ZA	254	6	84281-SX8-T00ZA	249	18
81131-SX8-T21ZA	259	4	81521-SX8-T34ZB	259	9	82131-SX8-T51ZA	265	5	83445-SH3-000ZV	205	15	83700-SX8-T70ZA	254	6	84281-SX8-T00ZB	249	18
81131-SX8-T23ZA	259	4	81521-SX8-T41ZA	259	9	82131-SX8-T51ZB	265	5	83445-SH3-000ZW	205	15	83700-SX8-T71ZA	254	6	84281-SX8-T00ZC	249	18
81131-SX8-T31ZA	259	4	81521-SX8-T41ZB	259	9	82132-SX8-T01	265	6	83501-SR4-000ZF	254	3	83700-SX8-T80ZA	254	6	84500-SX8-S00ZA	256	1
81131-SX8-T33ZA	259	4	81521-SX8-T51ZA	259	9	82325-SX8-T01	265	7	83501-SR4-000ZH	250	6	83700-SX8-T80ZB	254	6	84500-SX8-S00ZB	256	1
81131-SX8-T34ZB	259	4	81521-SX8-T51ZB	259	9	82400-SX8-T01ZA	266	4			83700-SX8-T90ZA	254	6	84500-SX8-T00ZA	256	1	
81131-SX8-T34ZC	259	4	81522-SX8-T01	260	10	82450-SX8-T11ZA	266	5	83503-SX8-000ZB	253	38	83700-SX8-T90ZB	254	6	84500-SX8-T01ZA	256	1
81131-SX8-T51ZB	259	4	81522-SX8-T11	261	26	82450-SX8-T11ZB	266	5	83503-SX8-000ZC	253	38	83700-SX8-Y00ZA	254	6	84500-SX8-T70ZA	256	1
81131-SX8-T51ZC	259	4	81522-SX8-Y01	260	10	82450-SX8-T11ZC	266	5	83504-SX8-T00ZA	250	7	83700-SX8-Y00ZB	254	6	84500-SX8-U00ZA	256	1
81132-SX8-T01	259	5	81526-SX8-T01	261	27	82455-SX8-T11ZA	267	6	83504-SX8-T00ZB	250	7	83708-SX8-T20	254	7	84500-SX8-U00ZB	256	1
81140-SX8-T01ZA	259	6	81531-SX8-T01ZA	260	11	82455-SX8-T11ZB	267	6	83504-SX8-T00ZC	250	7	83750-SX8-T00ZA	255	8	84500-SX8-U00ZC	256	1
	261	16	81531-SX8-T02ZA	260	11	82455-SX8-T11ZC	267	6	83508-SH4-000	251	8	83750-SX8-T31ZA	255	8	84502-SX8-M00ZA	256	2
81140-SX8-T11ZA	259	6	81531-SX8-T13ZA	260	11	82871-671-000	235	5			83750-SX8-T70ZA	255	8	84502-SX8-M00ZB	256	2	
	261	16	81531-SX8-T21ZA	260	11	83000			83508-SV4-000ZC	251	9	83750-SX8-T71ZA	255	8	84502-SX8-M00ZC	256	2
81140-SX8-T12ZA	259	6	81531-SX8-T23ZA	260	11	83107-ST7-000	234	5			83750-SX8-T80ZA	255	8	84521-SX8-T00	234	7	
	261	16	81531-SX8-T31ZA	260	11	83111-SX8-T00ZA	247	1	83508-SV4-000ZD	251	9	83750-SX8-T80ZB	255	8	84552-SX8-M00ZA	256	3
81140-SX8-T21ZA	259	6	81531-SX8-T33ZA	260	11	83111-SX8-T00ZB	247	1			83750-SX8-T90ZA	255	8	84552-SX8-M00ZB	256	3	
	261	16	81531-SX8-T34ZB	260	11	83111-SX8-T00ZC	247	1	83508-SX8-T20	251	10	83750-SX8-T90ZB	255	8	84552-SX8-M00ZC	256	3
81140-SX8-T31ZA	259	6	81531-SX8-T34ZC	260	11	83161-SX8-T00ZA	247	2	83533-SX8-T20	251	11	83750-SX8-Y00ZA	255	8	84552-SX8-M00ZD	256	3
81140-SX8-T32ZA	259	6	81531-SX8-T51ZA	260	11	83161-SX8-T00ZB	247	2	83533-SX8-306ZA	251	11	83750-SX8-Y00ZB	255	8	84601-SX8-T00ZA	256	4
	261	16	81531-SX8-T51ZB	260	11	83200-SX8-T00ZC	247	2	83533-SX8-F10ZA	251	11	83850-SD2-000	181	13	84630-SX8-T00ZA	234	8
81140-SX8-T33ZB	259	6	81532-SX8-T01	260	12	83200-SX8-T00ZB	245	2	83533-SX8-F40ZB	251	11			84651-SX8-T00ZA	257	5	
	261	16	81540-SX8-T31ZA	261	16	83205-SX8-T00	245	3	83533-SX8-F40ZC	251	11	84000			85000		
81140-SX8-T33ZC	259	6	81630-S04-J01	263	4	83207-SX8-T00	245	4	83533-SX8-T30ZA	251	11	84101-SX8-T01ZA	247	3	85268-SA0-000	235	6
	261	16	81631-S10-003ZB	263	5	83230-SX8-T00ZA	245	5	83533-SX8-T70ZA	251	11	84101-SX8-T01ZB	247	3	85511-SB2-003YC	315	26
81140-SX8-T51ZB	259	6	81631-S10-003ZM	263	5	83230-SX8-T00ZB	246	12	83533-SX8-T71ZA	251	11	84111-SX8-T00	247	4	85511-SB2-003YJ	315	26
	261	16	81631-S10-003ZT	263	5	83230-SX8-T00ZC	246	12	83533-SX8-T80ZA	251	11	84111-SX8-F01ZA	247	5	85511-SB2-003ZX	315	26
81140-SX8-T51ZC	259	6	81631-SR3-003ZP	263	5	83230-SX8-T00ZD	246	12	83533-SX8-T80ZB	251	11	84111-SX8-F01ZB	247	5	85512-SB2-003YB	315	27
	261	16	81638-SR3-000ZP	260	13				83533-SX8-Y00ZB	251	11	84121-SX8-T01ZA	247	6	85512-SB2-003YC	315	27
81144-SH3-003YH	259	7	81638-SR3-000ZS	261	13	83230-SX8-T01ZA	245	5	83541-SX8-T20ZA	251	12						
81144-SH3-003ZX	259	7	81638-SR3-000ZV	261	13				83541-SX8-T20ZB	251	12						


PART NO. INDEX

Part Number	Page	Ref.	Part Number	Page	Ref.	Part Number	Page	Ref.	Part Number	Page	Ref.	Part Number	Page	Ref.
85512-SB2-003ZX	315	27	90008-PR3-000	73	13	90050-PG7-000	53	6	90120-SX8-T00	210	13	90156-SH3-000	177	7
			90008-PZ1-003	62	11	90057-PG7-003	53	7	90121-SX8-003	173	8	90306-S04-003	315	31
88000				64	17	90065-PC0-000	46	14	90122-SR3-003	178	10	90306-SA0-000	241	25
			90009-PH1-000	73	14		48	14	90123-SX0-000	261	20	90306-SB2-013	211	30
88217-SX0-000ZB	246	9	90009-PP4-E01	137	30	90081-PB6-000	92	7	90124-SR4-003	217	14	90306-SX8-T01	315	31
88217-SX0-000ZC	246	9	90010-657-010	46	12		103	10	90124-SX0-000	261	21	90307-SA0-003	177	8
88320-ST3-E00ZD	244	8		47	12	90081-PL3-000	92	8	90126-SA7-000	273	11	90308-SA0-981	233	35
88320-ST3-E00ZF	244	8	90010-P24-J00	114	19	90082-PL3-000	97	19		294	8	90308-SB2-013	273	12
88320-ST3-E00ZK	244	8	90011-896-000	300	20	90083-PL3-000	92	9	90126-SR4-000	278	4		294	11
88324-ST3-E00	244	9	90011-P2A-000	61	9	90089-PC9-000	120	9		279	18	90308-SE0-000	168	20
			90011-PG6-004	67	19	90101-SE0-010	279	15	90127-SA0-000	294	10	90308-SX8-T01	169	20
89000			90011-PM0-000	82	8		281	11	90127-SX8-T01	214	8	90308-SX8-T81	233	35
			90011-SK7-010	135	25	90101-SR4-003	303	30	90128-SA7-000	238	20	90321-SV4-003	137	33
89211-S86-K01	276	1	90012-P2A-000	61	10	90101-SX8-003	303	31	90128-SR4-003	262	7		321	33
89211-SE3-003	276	1	90013-P2A-000	61	11		309	31	90129-SX8-003	163	12	90323-SE0-000	279	19
89309-SX8-T00	276	2	90014-P2A-000	61	12	90102-SA7-003	277	4	90129-SX8-T01	214	10	90325-SM4-J00	220	26
89309-SX8-T01	276	2	90015-634-010	101	5	90102-ST5-000	315	28	90130-SR3-003	142	11		222	18
89310-S5H-T01	276	3	90015-PF0-000	103	4	90103-SN7-003	185	37		163	13	90331-SD5-003	277	6
89310-SX8-T01	276	3	90015-PH1-013	71	13	90105-634-000	165	20	90131-SD2-003	161	23		278	5
89320-S86-K01	276	4	90015-PH7-000	46	13		238	19	90131-SE3-003	252	21	90361-SV4-003	137	34
89320-SE3-003	276	4		47	13		287	29	90131-SF4-003	161	24		170	10
89331-SX8-T00	276	5		49	9	90105-S50-003	84	18	90132-SP0-003	246	10		200	22
			90016-PF0-000	103	5		227	30	90132-SS0-000	253	37		203	22
90000			90016-PL4-000	103	6	90105-SB6-003	171	11	90133-SH3-000	240	21	90362-SF1-003	207	20
			90017-P01-003	79	15	90106-SA7-000	217	13	90133-SL9-003	161	26	90363-SF1-000	220	27
90001-POA-000	131	21	90017-PF4-000	124	30	90106-SE1-000	315	29	90133-SR3-003	178	11		223	19
90001-P70-000	64	12		126	22	90107-SA5-000	215	11	90134-S04-A81	217	15	90371-SR3-000	282	18
90001-PA9-000	114	18	90017-PL4-000	103	7	90107-SM4-000	192	18	90134-SE3-003	261	14		284	18
90001-PM3-003	73	10	90017-PLC-003	79	15	90107-SM4-003	296	21	90134-SH3-003	161	25	90371-SX8-T00	282	19
90001-PP6-000	124	25	90017-PP6-000	103	8	90109-SE0-003	279	16	90135-SB0-003	218	11		284	19
			90018-PF4-000	124	31		281	12	90136-SK7-003	161	26	90380-SB2-003	214	11
90001-SD2-000	305	22		126	23	90109-SM4-000	315	30	90137-S84-A01	167	8		215	13
				128	16	90109-SS0-000	279	18	90137-SH3-000	244	10	90380-SX8-T00	92	10
90001-SH3-000	183	36	90018-PF5-000	94	11		281	13	90137-SR3-003	178	11		103	11
90002-SA7-000	206	16	90018-PL4-000	103	9	90111-S04-J51	223	23	90138-S04-A81	217	15	90401-PR4-000	74	17
90003-P01-000	50	10	90021-P01-000	317	18	90111-SA0-000	303	32	90138-SE3-003	261	14	90403-P5M-004	139	14
90003-PA9-003	129	4	90021-POA-003	137	31		309	32	90138-SH3-003	161	25	90403-PA0-004	139	14
90003-PG7-660	319	11	90023-P01-000	318	19	90111-SM4-003	279	17	90135-SB0-003	218	11	90403-PM3-004	319	13
90003-PP6-000	124	26	90023-P2A-000	318	19	90112-SB2-010	206	17	90136-SK7-003	161	26	90406-PH0-000	109	7
			90023-PA9-000	82	9	90112-SB4-000	307	26	90137-S84-A01	167	8	90406-PRO-000	109	8
90004-415-000	126	20	90024-612-000	102	7	90112-SX8-T00	206	17	90137-SH3-000	244	10	90407-PL4-000	109	8
90004-P2J-000	64	15		104	19	90113-SA0-006	183	37	90137-SR3-003	167	8	90411-PA9-010	112	14
90004-P30-000	83	8	90026-PE0-000	63	12		186	38	90142-SE0-A21	215	12	90412-679-000	94	13
90004-PC9-000	120	8		64	18		192	19	90143-SR3-000	262	8		97	20
				124	27	90113-SA0-025	183	37		263	8	90412-PA9-010	112	14
90004-PP6-000	124	28	90027-POA-003	44	13		186	38	90143-SX8-000	262	9	90413-PA9-010	112	14
90004-PT0-000	62	8	90028-PB6-010	97	17		192	19		263	9	90414-689-000	129	5
				98	10	90113-SM1-005	183	37	90145-S04-006	275	19	90414-PA9-010	112	14
90004-PT2-000	64	13	90029-PB6-911	94	12		186	38	90146-SR3-000	252	22	90415-689-000	129	5
			90029-PL3-010	97	18	90114-SA0-000	230	21	90147-634-003	293	23	90415-PA9-010	113	14
90005-P2A-000	131	22	90031-PT0-003	67	20	90115-659-003	132	15	90148-SE0-003	145	10	90416-689-000	129	5
90005-PP6-000	124	29	90034-689-000	82	10		132	15	90150-SB2-003	142	12	90417-689-000	129	5
			90041-P01-000	73	15	90115-SG0-003	300	21	90153-SA5-900	166	5	90417-PC9-000	109	9
90007-679-000	67	18	90041-PAA-A01	319	12		300	22	90153-SE0-003	56	7	90418-689-000	129	5
90007-P08-000	62	10	90041-PD2-004	319	12	90116-SE0-000	271	12		145	11	90418-PA9-000	113	14
			90041-PG6-004	139	11	90117-SB2-000	132	16	90155-SE0-003	321	31	90419-PA9-000	113	14
90008-PM0-003	73	11	90042-P3R-T01	139	12	90118-SX8-T00	206	18	90155-SH3-000	262	10	90419-PH8-000	129	5
90008-PM3-000	73	12	90042-PR3-000	71	14	90120-SA7-010	206	19		262	10	90420-PA9-000	113	14
90008-PP4-E02	137	29		73	16	90120-SE3-003	300	22		263	10	90421-PA9-000	113	14
			90050-P3R-T01	139	13	90120-SV4-000	303	33				90422-P7C-000	109	10



PART NO. INDEX

Part Number	Page	Ref.	Part Number	Page	Ref.	Part Number	Page	Ref.	Part Number	Page	Ref.	Part Number	Page	Ref.
91596-SR3-J31	137	42	93301-06018-0A	117	29									
91597-SH3-Y01	138	55		119	28	93405-06020-08	169	22						
91597-SV4-003	137	43	93301-06030-0H	117	30	93405-06035-08	307	27						
91598-SR3-J31	137	44		119	29	93405-06045-08	307	28	93903-45220	253	32	94050-08080	43	18
91601-SH3-013	135	28		124	40	93405-08025-08	280	25		255	12		233	42
91601-SX8-T00	280	23	93402-06010-08	196	28		281	17		303	38		46	18
91604-SD2-013	296	28	93402-06012-08	207	21	93407-08016-08	238	23		310	38		48	18
91604-SH3-003	194	30		210	20	93600-04008-0A	307	29	93903-45320	253	33		49	11
91606-SE0-000	235	10		315	37	93600-05020-0A	275	21	93903-453J0	297	7		178	13
91610-SB2-003	235	11	93402-06014-08	169	21	93600-06014-0H	186	42	93903-45480	249	23		196	30
91610-SH3-003	275	20	93402-08020-08	201	24		192	20	93904-35380	177	12	94050-10080	53	10
91611-SH2-003	271	16		203	24	93600-06028-0A	303	37	93913-14120	321	37		209	14
91614-SE7-000	147	21		205	18		310	36	93913-14220	175	23		213	13
91615-SH3-000	235	12	93402-10025-08	220	28	93700-05008-0G	233	38	93913-14420	157	9		318	20
91616-S50-000	235	13		223	20	93891-04010-18	215	14		161	29	94070-08080	53	11
91616-SH3-000	235	13	93403-06012-08	163	14	93891-04012-07	241	28		165	24		142	16
91617-SB6-000	235	14		165	22	93891-04012-08	172	14		238	25		194	36
91637-SF1-003	147	22		201	25	93891-04012-18	172	14		242	12		196	31
91642-SK3-E00	151	18		203	25	93891-04016-08	161	27		321	38		218	16
91642-SM4-003	147	23		238	22	93891-05012-08	241	29	93913-14480	158	15		262	12
91643-SM4-003	147	24		296	29	93891-05016-07	238	24		167	11		263	12
91660-SH4-000	253	28		303	36	93891-06020-08	246	11		172	17	94071-06080	198	6
	255	11		310	35	93892-04006-0G	233	39		175	24		242	13
91704-PF4-000	117	27		321	36	93892-04012-08	205	20		176	16		265	9
	119	26		322	16	93892-05012-08	156	21		241	33		316	42
	121	10	93403-06016-08	137	45		192	21		253	34	94101-05000	162	31
	122	9		159	4	93893-04008-08	319	15	93913-24120	244	13	94101-05800	119	30
91751-S30-003	147	25		261	22	93893-05010-08	43	17		253	35		128	11
91763-SX8-T00	147	26		315	38		233	51	93913-24220	244	14	94101-06800	105	32
91770-SH3-000	283	22		319	14	93893-05014-08	42	17		253	36		231	25
	284	22		322	17	93894-04012-08	175	22	93913-24280	241	34		233	43
91771-SH3-000	283	23	93403-06020-08	316	39	93894-04016-08	241	30	93913-25280	131	24	94102-08700	262	13
	285	23		322	18	93894-05010-08	233	40	93913-25520	217	17		263	13
91902-SB2-003	315	36	93403-06045-08	201	26	93894-06014-08	244	12				94102-10800	194	37
				203	26	93901-22220	275	22	94000			94103-05800	135	34
92000			93403-08016-08	163	15	93901-22320	176	15				94103-06800	149	16
				198	5	93901-22420	253	29	94001-06080-0S	55	21	94103-10800	261	23
92000-06008-08	142	14	93403-08020-08	205	19	93901-24120	161	28		233	41	94109-12000	115	26
92101-06016-0H	114	25		218	15	93901-24220	177	10	94001-08080-0S	196	29		135	35
92101-08020-0H	46	17	93404-06012-09	291	37	93901-24320	153	26	94001-10080-0S	194	34	94109-14000	74	22
	48	17	93404-08016-08	194	33		177	11	94001-10090-0S	194	35		92	13
92201-06055-0H	233	36	93405-06012-08	147	27	93901-24520	151	19	94002-08080-0S	169	23		103	18
92201-06060-0H	233	36		233	37	93901-25220	135	31	94002-16280-0S	211	21	94109-20000	92	14
92201-08050-0H	230	24	93405-06016-00	316	40	93901-26120	310	37	94030-12280	220	27	94111-08800	169	24
92201-10055-0J	194	31	93405-06016-04	137	46	93901-32320	253	30		223	19		196	32
92201-10070-0J	194	32	93405-06016-07	316	40	93901-32420	156	22	94031-12280	220	29	94111-10800	186	40
92301-05012-0A	135	29	93405-06016-08	137	47	93903-14180	316	41		223	21	94201-16120	105	33
92301-05025-0H	196	27		141	22	93903-14380	165	23	94050-05000	301	24		119	31
92301-06016-0H	149	14		148	13		172	15	94050-05080	135	32		128	12
92800-12000	135	30		149	15	93903-14480	241	31		151	20	94201-20220	197	33
92800-20000	92	12		163	16		280	26		153	27	94201-20300	115	27
92900-08025-1B	63	13		265	8		281	18		275	25	94201-25180	194	38
	64	21		267	7	93903-24320	275	23	94050-06080	44	17	94201-30220	220	30
92900-08035-1B	44	16		280	24	93903-24420	275	24		53	9		223	22
				281	16	93903-253J0	293	25		72	18	94301-06100	74	23
				294	10	93903-423J0	277	7		74	21	94301-08140	63	14
				296	30		278	8		132	18		64	22
93301-05012-0A	117	28		300	23	93903-44420	242	11		135	33		72	19
	119	27		305	29	93903-44480	172	15		142	15		103	19



PART NO. INDEX

Part Number	Page	Ref.	Part Number	Page	Ref.	Part Number	Page	Ref.	Part Number	Page	Ref.	Part Number	Page	Ref.	Part Number	Page	Ref.
95701-06010-08	307	30	95701-06075-08	76	24	96000											
95701-06012-08	44	19		125	45												
	53	12		127	32	96100-62083-00	129	7									
	57	12	95701-06085-08	120	15	96211-06000	117	37									
	61	14		125	46		119	38									
	76	19		127	33		122	11									
	82	14	95701-06090-08	120	8	96211-07000	117	38									
	165	26			15		119	39									
		33		124	27		121	12									
	170	15		127	34		122	12									
	183	39	95701-08014-08	194	39	96211-10000	97	22									
	229	19	95701-08016-08	43	21		98	13									
	238	26		82	16	96220-30198	117	39									
95701-06012-18	307	31		115	29	96220-50100	98	14									
95701-06014-08	43	20		207	23		129	8									
	45	20		211	31												
	60	13	95701-08018-08	231	27	98000											
	82	15	95701-08020-08	45	21												
	133	19		94	19	98079-5514E	50	11									
95701-06016-08	74	24		133	20	98079-5514P	50	11									
	94	18		318	21	98079-5515G	50	11									
	115	28	95701-08022-08	94	19	98079-5614E	50	11									
	117	34	95701-08028-08	84	18	98079-5614P	50	11									
	119	35		227	30	98079-5615E	50	11									
	165	26	95701-08030-08	53	13	98079-5615G	50	11									
	169	25	95701-08035-08	115	30	98200-30750	165	28									
95701-06018-08	72	20	95701-08040-08	43	22	98200-31000	165	29									
	74	25		93	17	98200-31500	165	30									
95701-06020-08	76	20	95701-08045-08	218	17	98200-32000	165	31									
	84	17	95701-10016-08	57	13		166	10									
	102	15		82	17	98200-40750	165	28									
	113	25	95701-10020-08	49	13		166	6									
	125	43		57	13	98200-41000	165	29									
	127	30		82	17	98200-41500	165	30									
	128	17			18	98200-42000	165	31									
	207	22	95701-10025-08	283	24		166	7									
	211	22		285	24	98200-43000	165	32									
95701-06022-08	76	21	95701-10030-08	84	19												
95701-06025-07	322	19	95701-10035-08	49	14												
95701-06025-08	74	26		53	14												
	322	20			16												
95701-06028-08	117	35		318	22												
	119	36	95701-10050-08	53	15												
95701-06030-08	76	22		318	23												
		25	95701-10055-08	84	20												
	105	35	95701-10090-08	53	16												
	121	11	95701-12020-08	283	25												
	122	10		285	25												
	125	44	95701-12025-08	207	24												
	127	31	95801-06012-08	186	41												
95701-06035-08	72	21		233	44												
	117	36	95801-06014-08	133	21												
	119	37	95801-06030-08	76	25												
95701-06045-08	65	25		229	20												
	76	23	95801-08016-08	133	22												
	105	36	95801-08020-18	133	23												
	165	27	95801-08045-08	231	28												
95701-06055-08	105	37	95801-10025-18	133	24												
95701-06060-08	120	14	95801-10050-08	53	17												

PART NAME INDEX

Part name	Page	Ref.	Part name	Page	Ref.	Part name	Page	Ref.
BEARING, THRUST NEEDLE, 28X43X2	110	21	BOLT-WASHER, 5X16	42	5	BOLT-WASHER, 8X14	46	13
BEARING, THRUST NEEDLE, 32X44X2	110	20	BOLT-WASHER, 6X10	240	21		47	13
BEARING, THRUST NEEDLE, 35X49X2	110	21	BOLT-WASHER, 6X12	196	28	BOLT-WASHER, 8X16	49	9
BEARING, THRUST NEEDLE, 35X52X2	113	19		147	27		163	15
BEARING, THRUST NEEDLE, 36X52X2	110	22		163	14		194	33
BEARING, THRUST NEEDLE, 39X54X2	111	26		165	22		198	5
	113	23		201	25	BOLT-WASHER, 8X19	238	23
BEARING, THRUST NEEDLE, 42X58X2	110	24		203	25		262	7
BELLOWS, RR. DUST COVER	213	10		207	21		263	7
BELT, ALTERNATOR	53	1		210	20	BOLT-WASHER, 8X20	165	20
BELT, COMPRESSOR	317	10		233	37		201	24
BELT, POWER STEERING PUMP	83	5		238	22		203	24
BELT, TIMING	66	13	BOLT-WASHER, 6X14	291	37		205	18
BLADE, WINDSHIELD WIPER	168	18	BOLT-WASHER, 6X15	296	29		218	19
		19	BOLT-WASHER, 6X16	303	36		238	19
BLOCK ASSY., CYLINDER	73	1		310	35		287	29
BLOCK, FR. PILLAR INNER LOWER	235	13		315	37	BOLT-WASHER, 8X22	67	20
BLOWER ASSY.	177	4		321	36	BOLT-WASHER, 8X25	262	10
BODY ASSY., GOVERNOR	116	15		322	16		263	10
	118	15	BOLT-WASHER, 6X14	169	21		280	25
BODY ASSY., LOCK UP VALVE	120	4	BOLT-WASHER, 6X15	315	29		281	17
		17	BOLT-WASHER, 6X16	137	45		305	23
BODY ASSY., MAIN VALVE	116	4			46		312	26
	118	6			47	BOLT-WASHER, 8X28	50	10
BODY ASSY., MODULATOR	124	24		141	22	BOLT-WASHER, SPECIAL, 6X28	131	22
	126	17		148	13	BOLT-WASHER, SPECIAL, 6X35	131	21
BODY ASSY., REGULATOR	120	16		149	15	BOLT ASSY. B, BUMPER	279	15
BODY ASSY., SECONDARY	121	4		159	4		281	11
	122	6		163	16	BOLT A, ENGINE MOUNT BRACKET ..	73	13
BODY ASSY., SERVO	123	7		261	22	BOLT A, FLEXIBLE JOINT	132	13
	126	2		265	8	BOLT A, FUEL PIPE	44	13
BODY COMP., SWITCH	155	13		267	7	BOLT A, HEAD COVER	61	11
BODY SUB ASSY., SERVO	123	8		280	24	BOLT A, TENSIONER	67	17
BODY, BYPASS	116	18		281	16	BOLT A, TIMING BELT COVER	67	18
	118	18		294	10	BOLT B, BUMPER	279	16
BODY, STEERING WHEEL	214	2		296	22		281	12
	216	4			30	BOLT B, FLEXIBLE JOINT	132	12
BODY, SWITCH	155	12		300	23	BOLT B, HEAD COVER	61	12
BOLT-WASHER	55	19	BOLT-WASHER, 6X20	305	29	BOLT COMP. A, HEAD COVER	61	9
BOLT-WASHER, 10X112	73	11		313	31	BOLT COMP. B, HEAD COVER	61	10
BOLT-WASHER, 10X120.5	62	11		315	38	BOLT COMP., JOINT	114	13
	64	17		316	40	BOLT, 12MM	82	8
BOLT-WASHER, 10X22	262	8		319	11	BOLT, 5X13	56	6
	263	8			14		142	11
BOLT-WASHER, 10X25	220	28		322	17	BOLT, ABS MOUNTING	163	13
	223	20	BOLT-WASHER, 6X20	139	12	BOLT, ADJUSTER	166	5
BOLT-WASHER, 10X40	134	6		169	22	BOLT, ALTERNATOR	198	8
BOLT-WASHER, 14X29	79	15		316	39	BOLT, ANCHOR	185	27
BOLT-WASHER, 14X36	79	15	BOLT-WASHER, 6X24	322	18	BOLT, BANJO, 12MM	53	7
BOLT-WASHER, 5X10	173	8		177	7	BOLT, BALL JOINT, 10X50	181	12
BOLT-WASHER, 5X14	51	7		178	12	BOLT, BATTERY SETTING	206	19
			BOLT-WASHER, 6X25	321	32	BOLT, BATTERY TERMINAL	137	29
			BOLT-WASHER, 6X35	238	20	BOLT, BREAK HEAD	142	3
			BOLT-WASHER, 6X45	307	27	BOLT, BUMPER	142	9
				201	26	BOLT, CALIPER MOUNTING	155	4
				203	26	BOLT, CONNECTING ROD	279	17
				307	28		192	18
							78	7

PART NAME INDEX

Part name	Page	Ref.	Part name	Page	Ref.	Part name	Page	Ref.
BOLT, CONVERTER STUD	46	8	BOLT, FLANGE, 12X75	282	11	BOLT, FLANGE, 6X20	76	20
	47	7		284	11		84	17
	49	5	BOLT, FLANGE, 12X79	210	15		102	15
BOLT, DRAIN PLUG, 12MM	135	30	BOLT, FLANGE, 12X90	282	14		113	25
BOLT, DRAIN PLUG, 14MM	73	14			15		125	43
BOLT, DRAIN PLUG, 20MM	92	12		284	14		127	30
BOLT, DRAIN PLUG, 28MM	73	10			15		128	17
BOLT, EARTH, 6X12	56	7	BOLT, FLANGE, 14X98	206	18		207	22
	145	11	BOLT, FLANGE, 6MM	300	21		211	22
	321	30	BOLT, FLANGE, 6X10	46	19	BOLT, FLANGE, 6X22	76	21
BOLT, EARTH, 6X16	145	10		48	19	BOLT, FLANGE, 6X25	74	26
BOLT, EARTH, 8X20	142	12		49	12		322	19
BOLT, EXTENSION	230	19		141	23			20
BOLT, FENDER, 6X18	293	23		301	25	BOLT, FLANGE, 6X28	117	35
BOLT, FILLER PIPE MOUNTING ...	135	25		307	30		119	36
BOLT, FLANGE, 10MM	101	5	BOLT, FLANGE, 6X12	44	19	BOLT, FLANGE, 6X30	76	22
	129	4		53	12			25
BOLT, FLANGE, 10X10.5	64	12		57	12		105	35
BOLT, FLANGE, 10X13	183	36		61	14		121	11
BOLT, FLANGE, 10X16	57	13		76	19		122	10
	82	17		82	14		125	44
BOLT, FLANGE, 10X18	262	9		94	11		127	31
	263	9		165	26		229	20
BOLT, FLANGE, 10X20	49	13			33	BOLT, FLANGE, 6X35	62	9
	57	13		170	15		64	14
	82	17		183	39		72	21
		18		186	41		117	36
BOLT, FLANGE, 10X23	283	22		229	19		119	37
	284	22		233	44	BOLT, FLANGE, 6X45	65	25
BOLT, FLANGE, 10X25	133	24		238	26		76	23
	185	37		300	22		105	36
	283	24		307	31		165	27
	285	24	BOLT, FLANGE, 6X127	124	30	BOLT, FLANGE, 6X50	62	8
BOLT, FLANGE, 10X30	84	19		126	22		64	13
BOLT, FLANGE, 10X35	49	14	BOLT, FLANGE, 6X133	124	25	BOLT, FLANGE, 6X55	105	37
	53	14		126	18	BOLT, FLANGE, 6X60	120	14
		16	BOLT, FLANGE, 6X14	43	20	BOLT, FLANGE, 6X75	76	24
	318	22		45	20		125	45
BOLT, FLANGE, 10X50	53	15		60	13		127	32
		17		82	15	BOLT, FLANGE, 6X8	300	20
	318	23		126	20	BOLT, FLANGE, 6X85	120	15
BOLT, FLANGE, 10X55	84	20		133	19		125	46
BOLT, FLANGE, 10X60	220	25			21		127	33
	222	17		307	26	BOLT, FLANGE, 6X90	120	8
BOLT, FLANGE, 10X90	53	16	BOLT, FLANGE, 6X140	124	31			15
BOLT, FLANGE, 12X100	282	17		126	23		124	27
	284	17		128	16		127	34
BOLT, FLANGE, 12X101	282	15	BOLT, FLANGE, 6X150	124	26	BOLT, FLANGE, 8X100	318	19
BOLT, FLANGE, 12X112	282	16		126	19	BOLT, FLANGE, 8X105	318	19
	284	16	BOLT, FLANGE, 6X16	74	24	BOLT, FLANGE, 8X115	103	9
BOLT, FLANGE, 12X20	283	25		94	18	BOLT, FLANGE, 8X125	103	7
	285	25		115	28	BOLT, FLANGE, 8X14	194	39
BOLT, FLANGE, 12X25	207	24		117	34	BOLT, FLANGE, 8X16	43	21
BOLT, FLANGE, 12X35	282	13		119	35		82	16
	284	13		165	26		115	29
BOLT, FLANGE, 12X50	282	12	BOLT, FLANGE, 6X18	72	20		133	22
	284	12		74	25		207	23
BOLT, FLANGE, 12X65	53	6			25		211	31
						BOLT, FLANGE, 8X176	103	8

PART NAME INDEX

Part name	Page	Ref.	Part name	Page	Ref.	Part name	Page	Ref.
BOLT, FLANGE, 8X18	231	27	BOLT, POWER STEERING PUMP			BOLT, WHEEL	183	37
BOLT, FLANGE, 8X20	45	21	ADJUSTING WING	83	6		186	38
	94	19	BOLT, RADIUS ROD, 12X82	210	14		192	19
	133	20	BOLT, RECESSED, 5X12	135	29	BOOT SET, INBOARD	187	3
		23	BOLT, RECESSED, 5X25	196	27		190	2
BOLT, FLANGE, 8X22	318	21	BOLT, RECESSED, 6X16	149	14	BOOT SET, OUTBOARD	188	16
	94	19	BOLT, RR. LOWER ARM	210	17		190	3
	185	36	BOLT, RR. SPINDLE	210	18	BOOT, CHANGE LEVER	243	6
	192	14	BOLT, R. ADJUSTER	183	22	BOOT, CONTROL WIRE	233	29
	305	22	BOLT, SEALING, 10MM	64	15	BOOT, SHIFT ROD	97	2
	312	25		92	9	BOOT, SUSPENSION BALL	206	3
BOLT, FLANGE, 8X28	84	18	BOLT, SEALING, 12MM	137	31	BOOT, TIE ROD END	220	22
	227	30	BOLT, SEALING, 14MM	71	8		222	13
BOLT, FLANGE, 8X30	53	13		73	2	BOX ASSY., ABS FUSE	166	1
BOLT, FLANGE, 8X35	115	30	BOLT, SEALING, 20MM	75	1			8
BOLT, FLANGE, 8X40	43	22	BOLT, SEALING, 22MM	73	3	BOX ASSY., BATTERY	142	4
	93	17	BOLT, SEALING, 6MM	137	30	BOX ASSY., MAIN FUSE	163	7
BOLT, FLANGE, 8X45	218	17	BOLT, SEALING, 8MM	102	7	BOX COMP., POWER STEERING GEAR	222	14
	231	28		104	19	BOX COMP., STEERING GEAR	219	2
BOLT, FLANGE, 8X53	103	4	BOLT, SELECTOR STOPPER	232	7	BOX, GLOVE	240	14
BOLT, FLANGE, 8X70	103	5	BOLT, SHAFT FORK SETTING	104	7	BOX, SPEAKER	171	5
BOLT, FLANGE, 8X80	62	10		128	2	BRACKET	215	7
	64	16	BOLT, SHOCK ABSORBER LOCK	210	13	BRACKET ASSY., INSTRUMENT		
BOLT, FLANGE, 8X85	317	18	BOLT, SPECIAL	82	9	DRIVER SIDE	237	11
BOLT, FLANGE, 8X90	103	6	BOLT, SPECIAL, 5X15	114	19	BRACKET ASSY., INSTRUMENT		
BOLT, FR. STABILIZER	206	17	BOLT, SPECIAL, 6X16	124	29	PASSENGER SIDE	237	10
BOLT, HEX., 10X55	194	31		126	21	BRACKET ASSY., L. FR. DOOR		
BOLT, HEX., 10X70	194	32	BOLT, SPECIAL, 6X22.5	97	17	GRIP	251	16
BOLT, HEX., 5X12	117	28		98	10	BRACKET ASSY., R. FR. DOOR		
	119	27	BOLT, SPECIAL, 6X35	315	30	GRIP	251	10
BOLT, HEX., 6MM	114	18	BOLT, SPECIAL, 8MM	83	8	BRACKET COMP., ALTERNATOR	53	2
BOLT, HEX., 6X12	217	15		97	18	BRACKET COMP., ELECTRONIC		
BOLT, HEX., 6X157	124	28	BOLT, SPECIAL, 8X20	46	12	CONTROL UNIT	164	3
BOLT, HEX., 6X16	114	25		47	12	BRACKET COMP., ENGINE HARNESS ..	146	1
BOLT, HEX., 6X18	117	29	BOLT, SPECIAL, 8X24	94	12	BRACKET COMP., ENGINE SUPPORT ..	287	20
	119	28	BOLT, STEERING HANDLE	217	16	BRACKET COMP., ENGINE WIRE		
BOLT, HEX., 6X30	117	30	BOLT, STEERING YOKE, 8X28	218	11	HARNESS	146	1
	119	29	BOLT, STOPPER, 6MM	120	9	BRACKET COMP., SELECT LEVER	232	18
	124	40	BOLT, STUD, 10X35.5	46	14	BRACKET COMP., STEERING	214	4
BOLT, HEX., 6X55	233	36		48	14		287	28
BOLT, HEX., 6X60	233	36	BOLT, STUD, 10X42.5	92	10	BRACKET, ACCELERATOR PEDAL	193	8
BOLT, HEX., 6X8	142	14		103	11	BRACKET, AIR CONDITIONER RELAY	321	25
BOLT, HEX., 8X20	46	17	BOLT, STUD, 12X40	73	15	BRACKET, AMBIENT SENSOR	321	26
	48	17	BOLT, STUD, 6X28	71	14	BRACKET, BRAKE PEDAL	194	24
BOLT, HEX., 8X50	230	24		73	16	BRACKET, CANISTER	136	6
BOLT, HUB CARRIER	210	16	BOLT, STUD, 6X68	54	13		196	22
BOLT, IDLE PULLEY	317	17	BOLT, STUD, 8X25	63	13	BRACKET, CENTER LOWER	238	13
BOLT, INTERLOCK	97	9		64	21	BRACKET, CLUTCH PEDAL	194	29
BOLT, JOINT	114	14	BOLT, STUD, 8X35	44	16	BRACKET, COMPLIANCE BUSH	206	12
BOLT, LICENSE GARNISH	315	28	BOLT, STUD, 8X37	63	12	BRACKET, COMPRESSOR	317	13
BOLT, LOCK STRIKER	303	33		64	18	BRACKET, CONDENSER MOUNT UPPER	319	9
	309	33	BOLT, TENSIONER	66	15	BRACKET, CONTROL	232	19
BOLT, L. ADJUSTER	183	29	BOLT, THROUGH	58	11	BRACKET, CONTROL WIRE	233	30
BOLT, MOUNTING BRACKET,			BOLT, TIMING BELT ADJUSTER			BRACKET, COUPLER HOLDER	134	20
10X32.5	73	12	SPRING	67	19	BRACKET, DOOR LOCK UNIT	165	14
BOLT, OIL	200	20	BOLT, TORX EARTH, 6X20	167	8	BRACKET, DOOR PULL POCKET	251	8
	202	20	BOLT, TORX EARTH, 6X25	167	8		254	4
BOLT, PLUG, 14MM	92	7	BOLT, TWELVE POINT, 8MM	82	10	BRACKET, ENGINE MOUNTING	73	8
	103	10						

PART NAME INDEX

Part name	Page	Ref.	Part name	Page	Ref.	Part name	Page	Ref.
BRACKET, ENGINE RR. MOUNTING -	282	6	BULB & SOCKET ASSY.	162	30	CALIPER SUB ASSY., L. FR.....	192	7
	284	6	BULB, FR. TURN	149	6	CALIPER SUB ASSY., L. RR.....	184	7
BRACKET, EXTENSION	230	16	BULB, HEADLIGHT	148	3	CALIPER SUB ASSY., R. FR.....	192	6
BRACKET, EX. MOUNTING	132	6		149	2	CALIPER SUB ASSY., R. RR.....	184	6
BRACKET, FR. SPEAKER SEAL ----	171	1	BULB, NEO WEDGE	157	3	CAMSHAFT.....	66	11
BRACKET, LIQUID TANK	322	7			4	CAM COMP., REVERSE LOCK.....	97	10
BRACKET, L. METER	160	11		158	11	CAM, LOCK PIN ROD.....	233	47
BRACKET, L. RADIATOR MOUNTING				174	2	CAM, TURN SIGNAL SWITCH CANCEL	156	20
UPPER	141	20		176	1	CANISTER ASSY.....	136	5
BRACKET, L. RR. CALIPER	210	2	BULB, WEDGE	152	2	CAP.....	147	22
BRACKET, L. RR. STABILIZER ---	211	27			3	CAP ASSY.....	51	2
BRACKET, MISSION MOUNTING ----	282	5			3		52	2
	284	5	BULB, WEDGE BASE	150	17	CAP ASSY., FLOOR MAINTENANCE		
BRACKET, MODULATOR	198	4	BULKHEAD COMP., FR.	286	10	HOLE	135	24
		10		287	10	CAP ASSY., OIL FILLER.....	61	5
BRACKET, POWER STEERING PUMP -	83	7	BUSH	178	7	CAP A, RUBBER.....	233	22
BRACKET, POWER STEERING RETURN				215	3	CAP COMP.....	139	10
HOSE	229	10	BUSH A, FRESH AIR CASE	239	3	CAP COMP., FUEL FILLER	134	16
BRACKET, ROOF MOLDING	270	10	BUSH, ARMREST	261	19	CAP COMP., RADIATOR.....	139	10
BRACKET, RR. PULL POCKET ----	254	7	BUSH, FILLER PIPE MOUNT	134	14	CAP COMP., RESERVE TANK.....	196	18
BRACKET, R. FUSE BOX	164	5	BUSH, FR. STABILIZER	206	5	CAP C, BODY COVER.....	216	7
		6	BUSH, INSULATION	54	6	CAP H, VALVE.....	322	11
		7			7	CAP L, VALVE.....	322	12
BRACKET, R. METER	160	10	BUSH, KNOB SETTING	233	48	CAP, 11.5MM.....	122	4
BRACKET, R. POWER WINDOW			BUSH, NYLON	262	1	CAP, 13MM.....	122	2
MASTER SWITCH	250	3		263	1	CAP, 14MM.....	122	3
BRACKET, R. RADIATOR MOUNTING			BUSH, OUTSIDE HANDLE JOINT ----	302	11	CAP, ALUMINIUM WHEEL CENTER ---	181	8
UPPER	141	17		308	7	CAP, BLEEDER SCREW.....	183	19
BRACKET, R. RR. CALIPER	210	1	BUSH, PASSENGER SIDE OUTLET ---	242	9		185	35
BRACKET, R. RR. STABILIZER ---	211	26	BUSH, PEDAL	193	17		192	3
BRACKET, STEERING GEAR BOX ---	219	12	BUSH, PIVOT	218	9	CAP, BREATHER.....	103	20
	221	5	BUSH, RACK END	219	9	CAP, CENTER CONSOLE.....	243	5
BRACKET, THERMISTER	321	22	BUSH, RR. JOINT	230	6	CAP, CLUTCH PRESSURE CONTROL		
BRACKET, TURN SIGNAL & HAZARD	164	1	BUSH, RR. STABILIZER	211	25	VALVE	121	3
BRACKET, UNIT	168	4	BUSH, STEERING GEAR BOX			CAP, DRAIN TUBE.....	137	16
BRACKET, WASHER TANK	170	9	MOUNTING	220	23	CAP, FLOOR HOLE, 24MM.....	235	2
BRACKET, WIPER PIVOT	287	22	BUSH, WASHER TANK	222	15	CAP, FLOOR HOLE, 49MM.....	235	12
		23	BUTTON, L. HORN	170	2	CAP, GRAB RAIL.....	245	8
BRUSH	58	8		216	12		246	8
BUCKLE, RR. SEATBELT INNER ---	267	6	BUTTON, R. HORN	217	12	CAP, HUB UNIT.....	182	4
BUCKLE, SEATBELT INNER	266	2		217	12		184	4
BULB	148	6		216	11	CAP, INSTRUMENT CENTER	237	9
		7	[C]			CAP, KICK DOWN VALVE.....	121	6
	149	5				CAP, LINING MOUNT.....	305	24
	150	17	CABLE ASSY., EARTH	142	8	CAP, LOCK UP CONTROL.....	120	6
	151	4	CABLE ASSY., SPEEDOMETER	159	1	CAP, L. BODY COVER.....	216	8
		14	CABLE ASSY., STARTER	142	7	CAP, MOUTH.....	170	3
		15	CABLE COMP., THROTTLE	114	5	CAP, OIL TANK.....	228	1
	152	1	CABLE, FRESH & RECIRCULAR			CAP, PIVOT	168	13
		17	CONTROL	174	12			14
		18		176	7	CAP, REGULATOR SPRING.....	120	3
	154	6	CABLE, FUEL LID OPENER	314	5	CAP, RESERVE TANK.....	140	2
		7	CABLE, MODE CONTROL	174	11	CAP, REVERSE CONTROL VALVE ----	120	7
	160	7		176	5		121	7
	174	1	CABLE, SUB EARTH	56	3			8
	176	3			4		124	23
	232	2	CABLE, TRUNK OPENER	315	20		126	15
BULB & SOCKET	160	8	CALIPER SET, FR.	192	1	CAP, RR. SHOCK ABSORBER.....	213	14
		9	CALIPER SET, RR.	184	1	CAP, R. BODY COVER	216	9

PART NAME INDEX

Part name	Page	Ref.	Part name	Page	Ref.	Part name	Page	Ref.
CAP, SEALING	42	6	CIRCUIT ASSY., AT-INDICATOR ...	161	22	CLIP A, DOOR WEATHERSTRIP	312	28
CAP, SECOND ORIFICE CONTROL VALVE	116	21	CLAMP	139	9			29
				320	13	CLIP A, FUEL PIPE	137	43
CAP, SERVO CONTROL VALVE	126	16	CLAMP A, HIGH TENSION CORD	50	7	CLIP A, HARNESS BAND	56	8
CAP, SHIFT VALVE	122	1	CLAMP B, FUEL PIPE	137	41	CLIP B, HARNESS BAND	56	9
CAP, WATER GUIDE	295	19			42	CLIP B, JOINT COVER	218	6
CAP, WELD HOLE, 46X72	235	7	CLAMP B, HIGH TENSION CORD	50	8	CLIP COMP., OIL PIPE	141	21
CARRIER COMP., L. RR. HUB	210	4	CLAMP B, SUCTION PIPE	322	8	CLIP D, BRAKE PIPE	200	17
CARRIER COMP., R. RR. HUB	210	3	CLAMP COMP., THROTTLE CABLE ...	130	14			16
CARTRIDGE SET, OIL FILTER	71	11	CLAMP C, ENGINE WIRE HARNESS ..	56	5	CLIP, AIR BLEED TUBE	135	26
CARTRIDGE, OIL FILTER	71	10	CLAMP D, 15.5MM	196	23	CLIP, AIR CLEANER	130	7
CASE ASSY.	160	14			228	CLIP, BAND	146	9
CASE ASSY., AT-INDICATOR	162	32	CLAMP D, FUEL PIPE	137	44			14
CASE COMP., CLUTCH	88	1	CLAMP, CASE	321	34	CLIP, BRAKE HOSE	200	23
CASE COMP., DIFFERENTIAL	99	1	CLAMP, CASE HOLD	177	2			23
	129	1		178	1			16
CASE COMP., L. INSIDE HANDLE ..	303	21	CLAMP, CLUTCH WIRE	193	11	CLIP, BRAKE PIPE	200	15
	309	12			12			16
CASE COMP., PASSENGER SIDE			CLAMP, CONTROL WIRE	233	28			18
OUTLET	242	8	CLAMP, DRAIN TUBE	137	17			19
CASE COMP., R. INSIDE HANDLE ..	308	6			19			14
CASE COMP., TORQUE CONVERTER ..	102	1	CLAMP, FEED HOSE	229	13		202	15
CASE COMP., TRANSMISSION	89	2	CLAMP, FUEL HOSE	44	15			17
	103	1		135	27			18
CASE SET, AIR CLEANER	130	1		137	37			19
CASE, EVAPORATOR LOWER	320	4		229	18	CLIP, CAP	122	5
CASE, EVAPORATOR UPPER	320	3	CLAMP, OXYGEN SENSOR	75	12	CLIP, CAP END	271	14
CASE, HEATER	178	3	CLAMP, POWER STEERING PIPE	229	12	CLIP, CHANGE JOINT PIN	230	1
CASE, L. INSIDE HANDLE	303	20			21	CLIP, COLUMN COVER	239	2
	309	11	CLAMP, RESERVE TANK TUBE	140	6	CLIP, CORD	146	6
CASE, R. INSIDE HANDLE	302	9	CLAMP, SPEEDOMETER CABLE	159	2	CLIP, COUPLER	146	13
	308	5	CLAMP, THROTTLE CABLE	130	18			18
CASE, THERMOSTAT	75	9	CLAMP, THROTTLE WIRE	61	7			31
CATCH	275	17		140	13	CLIP, COWL TOP	296	24
CATCH, RESERVE	288	33	CLAMP, TUBE	60	9	CLIP, DASHBOARD INSULATOR	218	14
CHAMBER COMP., BREATHER	60	14			10			9
CHAMBER SET, BREATHER	60	1			11	CLIP, DOOR LINING	253	27
CHAMBER, RESONATOR	130	10			12			10
CHECKER COMP., FR. DOOR	305	19			6	CLIP, DOOR MOLDING	271	13
CHECKER COMP., RR. DOOR	312	18			93	CLIP, DOOR SUB SEAL	305	28
CIRCLIP	195	6			138			30
	206	13			229	CLIP, DOOR WEATHERSTRIP	305	27
CIRCLIP, 23MM	188	12	CLAMP, TUBE, 3.5	131	23			29
	191	11	CLAMP, TUBE, 7.5	42	15	CLIP, DRAIN TUBE	137	15
CIRCLIP, 7MM	128	9	CLAMP, VENT TUBE	138	55	CLIP, EVAPORATOR SENSOR	321	27
CIRCLIP, EXTERNAL, 14MM	117	33	CLAMP, WASHER TUBE	137	38	CLIP, FILLER TUBE	134	10
	119	34	CLAMP, WATER HOSE	77	4	CLIP, FUEL LID OPENER	315	34
CIRCLIP, EXTERNAL, 20MM	110	15		140	11	CLIP, FUEL PIPE	295	1
	227	29			12			46
CIRCLIP, EXTERNAL, 40MM	107	16	CLAMP, WIRE HARNESS	233	21	CLIP, FUEL TUBE	137	39
		17	CLIP A	137	28			40
CIRCLIP, EXTERNAL, 42MM	107	17	CLIP A, BUMPER	234	10	CLIP, HARNESS	139	5
CIRCLIP, EXTERNAL, 90MM	129	6		257	7	CLIP, HARNESS BAND	56	11
CIRCLIP, INTERNAL, 15MM	124	42		278	7			13
CIRCLIP, INTERNAL, 26MM	105	34		279	22			8
CIRCLIP, INTERNAL, 35MM	220	31		280	22			12
CIRCLIP, INTERNAL, 38MM	105	23		281	15			15
CIRCLIP, INTERNAL, 40MM	83	10	CLIP A, DOOR WEATHERSTRIP	305	26			9
CIRCLIP, INTERNAL, 72MM	192	22			27			

PART NAME INDEX

Part name	Page	Ref.	Part name	Page	Ref.	Part name	Page	Ref.
CLIP, HARNESS BAND	303	35	CLUTCH COMP., OVERRUNNING	58	7	CONTROL UNIT, ELECTRONIC	164	2
	321	35	CLUTCH SET, COMPRESSOR	317	5	CONVERTER ASSY., TORQUE	82	6
CLIP, HARNESS BAND OFFSET	146	2	COCK, DRAIN	139	2	CONVERTER COMP.	46	7
	147	17	COIL ASSY., IGNITION	52	10		47	6
	167	12	COIL SET, FIELD	317	11		49	4
CLIP, HEADREST COVER	252	22	COLLAR	168	6	CORD ASSY., INTERIOR	144	4
CLIP, HOOD SEAL	296	21	COLLAR A, INTAKE ROCKER	68	5	CORD COMP., HIGH TENSION	50	5
CLIP, INNER FENDER	294	13		70	5	CORD COMP., RESISTANCE	50	1
CLIP, JOINT COVER	218	13	COLLAR A, RR. DOOR PANEL UPPER	306	7			2
CLIP, LICENSE GARNISH	153	24	COLLAR B, RR. DOOR PANEL LOWER	307	21			3
	315	32	COLLAR G, INTAKE ROCKER	70	6			4
CLIP, MAT, 8MM	234	12	COLLAR SET, CLUTCH STOP	58	2	CORD, FUEL UNIT	144	5
CLIP, OIL HOSE	229	15	COLLAR, 23MM	110	14	CORD, RR. DEFROSTER	144	6
CLIP, PILLAR GARNISH	249	19	COLLAR, 8X11	105	22	COTTER, 28MM	113	15
CLIP, PILLAR LINING	157	8	COLLAR, AIR CLEANER MOUNTING ..	130	5	COTTER, VALVE	69	14
CLIP, RETURN HOSE	229	14			6		70	14
CLIP, RR. CAP END	271	15	COLLAR, CLUTCH PEDAL	194	28	COUNTERSHAFT	96	1
CLIP, RR. HOOD	296	26	COLLAR, DISTANCE	137	27	COUNTERSHAFT COMP.	112	1
CLIP, RR. PANEL LINING	153	25	COLLAR, DISTANCE,			COVER	58	10
	167	10	27X34X32X50.4	95	9		59	9
	249	22	COLLAR, DISTANCE, 20MM	110	13	COVER ASSY., INSTRUMENT LOWER	239	9
CLIP, SNAP FITTING	241	27	COLLAR, DISTANCE, 28X38X38.90	113	17	COVER ASSY., R. SIDE	74	27
CLIP, SPEEDOMETER CABLE	94	14	COLLAR, DISTANCE, 28X38X38.95	113	17	COVER COMP., BODY	214	6
	114	22	COLLAR, DISTANCE, 28X38X39.00	113	17	COVER COMP., CYLINDER HEAD	61	2
CLIP, SPEEDOMETER GEAR	94	15	COLLAR, DISTANCE, 28X38X39.05	113	17	COVER COMP., R. SIDE	104	1
	114	23	COLLAR, DISTANCE, 28X38X39.10	113	17	COVER COMP., TIMING BELT BACK	66	8
CLIP, TIE ROD	219	10	COLLAR, DISTANCE, 28X38X39.15	113	17	COVER, ACCELERATOR PEDAL	193	5
	221	3	COLLAR, DISTANCE, 28X38X39.20	113	17	COVER, ACCUMULATOR	123	20
CLIP, TIMING BELT COVER	66	3	COLLAR, DISTANCE, 28X38X39.25	113	17		126	12
CLIP, TRANSFER TUBE	221	6	COLLAR, DISTANCE, 28X38X39.30	113	17	COVER, AIR CLEANER	130	2
CLIP, TRIM, 5MM	234	11	COLLAR, DISTANCE, 33X39X30	96	8	COVER, BATTERY	142	17
	257	6	COLLAR, EXTENSION END	230	20	COVER, BEARING	54	10
		8	COLLAR, FILLER PIPE MOUNT	134	15		317	16
CLIP, TRIM, 7MM	244	11	COLLAR, FR. STABILIZER	206	9	COVER, BEARING INNER	318	26
	249	20	COLLAR, IDLE PULLEY	317	15	COVER, BEARING OUTER	318	25
CLIP, TRUNK MOLDING	296	27	COLLAR, LOCK PIN	232	6	COVER, BODY	215	9
CLIP, TRUNK OPENER SPRING	315	19	COLLAR, MAINSHAFT FOURTH GEAR	110	12		216	10
CLIP, TUBE	135	37	COLLAR, PEDAL	193	21	COVER, BOSS PLATE	216	6
	138	50	COLLAR, PIPE MOUNTING	230	10	COVER, BRAKE PEDAL	193	23
	147	30	COLLAR, PIVOT	218	8	COVER, BREATHING PORT	73	7
	223	23	COLLAR, REVERSE GEAR	113	16	COVER, BYPASS BODY	116	19
CLIP, TUBE, 7MM	170	11	COLLAR, RR. JOINT	230	12		118	19
CLIP, TUBULAR	269	16	COLLAR, RR. SEATBACK SETTING ..	264	4	COVER, CLUTCH CASE	82	1
CLIP, UNDER COVER	294	14	COLLAR, SELECT LEVER	232	12	COVER, COLUMN LOWER	239	12
CLIP, WATER GUIDE	296	25	COLLAR, SPRING	97	13		240	13
CLIP, WATER HOSE	140	9	COLLAR, STEERING GEAR BOX			COVER, COLUMN UPPER	239	10
		10	MOUNTING	220	24			11
CLIP, WIRE	182	7		222	16	COVER, DOOR SWITCH	156	19
CLIP, WIRE HARNESS	146	7	COLLAR, STOPPER	232	8	COVER, EX. MANIFOLD	46	5
		11	COLUMN ASSY., STEERING	218	1		47	5
	147	16	COMPRESSOR COMP.	317	3		49	3
		20	CONDENSER COMP.	319	8	COVER, FR. CONVERTER	46	9
		29	CONNECTOR, DUMMY	147	26		47	8
	172	13	CONSOLE, FR.	243	1		49	6
	317	1	CONSOLE, RR.	243	7	COVER, LEAK	52	5
CLIP, WIRE HARNESS, 6MM	315	33		244	7	COVER, LOCK KNOB	251	9
CLOCK ASSY., DIGITAL	158	12	CONTROL ASSY., HEATER	174	4		254	5
CLUTCH ASSY., ONE WAY	112	3		176	4	COVER, LOWER	163	10
CLUTCH ASSY., OVERRUNNING	59	7	CONTROL UNIT, AUTO DOOR LOCK ..	165	13	COVER, LOW ACCUMULATOR	104	18

PART NAME INDEX

Part name	Page	Ref.	Part name	Page	Ref.	Part name	Page	Ref.
COVER, L. DOOR GRIP	252	19	CUSHION B, GEAR BOX	219	11	DRUM, RR. BRAKE	182	5
COVER, L. FR. SEATBACK TRIM ..	259	9		221	4	DUCT ASSY., AIR CONDITIONER		
COVER, L. FR. SEAT CUSHION			CUSHION RING, INJECTOR	44	3	PASSENGER SIDE	242	4
TRIM	260	11	CUSHION, FR. TRUNK	315	24	DUCT ASSY., DEFROSTER	242	5
COVER, L. HOOD HINGE	296	20	CUSHION, FUEL FILLER LID	293	21	DUCT ASSY., DRIVER SIDE AIR		
COVER, L. RECLINING	260	13	CUSHION, HOOD	295	11	CONDITIONER	242	1
	261	13	CUSHION, LOCK ROD	303	27	DUCT, CENTER PANEL	242	6
COVER, L. SHOULD ANCHOR	256	3				DUCT, DRIVER SIDE AIR		
COVER, L. SRS UNIT	167	7		309	28	CONDITIONER	242	2
COVER, L. TAILLIGHT	151	7	CUSHION, L. FR. PILLAR	248	11	DUST SEAL	168	8
COVER, PANTOGRAPH JACK	276	5	CUSHION, L. RR. PILLAR	249	15			9
COVER, PARKING BRAKE	205	15	CUSHION, RADIATOR MOUNT LOWER	141	18	DUST SEAL A, TIE ROD	219	20
COVER, PEDAL	193	22	CUSHION, RADIATOR MOUNT UPPER	141	19	DUST SEAL B, CHANGE	230	11
COVER, POWER RELAY	147	25	CUSHION, RR. BUMPER SIDE	279	14	DUST SEAL B, TIE ROD	219	19
COVER, RR. ASHTRAY	244	9		281	10	DUST SEAL COMP., TIE ROD	221	9
COVER, RR. BULKHEAD	265	7	CUSHION, R. FR. PILLAR	247	4			10
COVER, RR. CONVERTER	46	10	CUSHION, R. RR. PILLAR	248	8	DUST SEAL, 16X21X4	94	16
	47	9	CUSHION, TRUNK HINGE	314	8	DUST SEAL, STEERING PINION	219	8
	49	7			9			
COVER, RR. END	54	9	CUSHION, WIRE HARNESS	315	36	[E]		
COVER, RR. SEATBACK TRIM	264	2	CYLINDER ASSY., L. RR. WHEEL ..	183	14	E-CLIP, 3MM	232	1
COVER, RR. SEAT CUSHION TRIM ..	264	5	CYLINDER ASSY., MASTER	195	1	ELEMENT ASSY., AIR CLEANER	130	8
	265	5			2	EMBLEM, FR. CENTER	277	3
COVER, RUBBER	148	4	CYLINDER ASSY., R. RR. WHEEL ..	182	13		278	3
	149	3	CYLINDER COMP., STEERING	155	10	EMBLEM, RR.	268	6
COVER, R. DOOR GRIP	251	13	CYLINDER SET, KEY	155	1			7
COVER, R. FR. SEATBACK TRIM ..	258	2	CYLINDER SET, RR. WHEEL	182	1			8
COVER, R. FR. SEAT CUSHION			CYLINDER, L. DOOR	302	15			9
TRIM	258	4	CYLINDER, R. DOOR	302	14			10
	259	4	CYLINDER, TAILGATE	316	44			12
COVER, R. HOOD HINGE	295	17	CYLINDER, TRUNK	314	12			13
COVER, R. RECLINING	259	8	C CLIP SET, TRIM FASTENER	258	1			20
COVER, R. SHOULD ANCHOR	256	2		264	1			21
COVER, R. SIDE	73	6	[D]					22
COVER, R. SRS UNIT	167	6	DAMPER, DYNAMIC	188	13			23
COVER, R. TAILLIGHT	151	5		191	12			24
COVER, SELECT LEVER	233	24	DAMPER, FRICTION	96	16	EMBLEM, RR. CENTER	268	4
COVER, SERVO	123	12			17	EMBLEM, STEERING WHEEL	214	7
COVER, SERVO BODY	126	6	DAMPER, RELEASE ARM	94	4		215	10
COVER, SHIFT VALVE	116	6	DASHBOARD COMP., LOWER	287	26	ENDFRAME COMP., COMMUTATOR	59	2
			DASHBOARD COMP., UPPER	287	21	END COMP., CYLINDER	226	16
	118	8	DETENT COMP., SERVO	128	15	END COMP., TIE ROD	219	21
COVER, STEERING JOINT	218	3	DISK COMP., FRICTION	82	4		222	12
			DISK COMP., PRESSURE	82	5	END SET, RACK	219	1
COVER, TAILGATE OPENER	315	21	DISK, ALUMINIUM WHEEL	179	2		221	1
COVER, TAILLIGHT	152	7		181	17	END, FR. SIDE FRAME	288	30
COVER, THERMOSTAT	75	7	DISK, CLUTCH	106	12	EQUALIZER	204	6
COVER, TIMING BELT LOWER	66	1	DISK, FR. BRAKE	192	15	E-RING	312	27
COVER, TIMING BELT UPPER	66	4	DISK, RR. BRAKE	184	5	E-RING, 6MM	305	25
COVER, TORQUE CONVERTER CASE ..	82	2	DISK, WHEEL	179	1	ESCUTCHEON COMP., CONSOLE	233	33
COVER, UPPER	163	9	DISTRIBUTOR ASSY.	51	1			50
COVER, WATER OUTLET	75	8		52	1	ESCUTCHEON, REGULATOR HANDLE ..	300	19
COWL TOP ASSY., FR.	295	16	DRIVESHAFT ASSY., L.	190	5		307	20
CRANKSHAFT	79	10	DRIVESHAFT ASSY., R.	190	4	EVAPORATOR SUB ASSY.	320	7
CRANKSHAFT COMP.	79	10	DRIVESHAFT SET, L.	187	2	EXTENSION COMP., L. RR. GUTTER	292	12
CRANKSHAFT SET	79	17	DRIVESHAFT SET, R.	187	1	EXTENSION COMP., L. SIDE SILL ..	291	31
CRANK ASSY., L. RR. DOOR LOCK	309	25				EXTENSION COMP., R. RR. GUTTER	292	10
CRANK ASSY., R. RR. DOOR LOCK	309	18						
CUSHION A, HOOD	295	15						

PART NAME INDEX

Part name	Page	Ref.	Part name	Page	Ref.	Part name	Page	Ref.
EXTENSION COMP., R. SIDE SILL	291	28	FRAME COMP., R. FR. SEATBACK ..	261	25	GASKET, CYLINDER HEAD.....	62	5
EXTENSION L. FR. SIDE FRAME			FRAME COMP., R. FR. SIDE	287	18		64	6
END	288	32	FRAME COMP., R. RR.	290	26	GASKET, EX. FLEXIBLE.....	132	10
EXTENSION R. FR. SIDE FRAME			FRAME, BULKHEAD UPPER	287	11	GASKET, EX. MANIFOLD.....	46	4
END	288	31	FRAME, FR. LICENSE PLATE	279	7		47	4
EXTENSION SET, L. FR. SIDE ...	286	7	FRAME, L. FR. FLOOR	290	23		49	2
EXTENSION SET, R. FR. SIDE ...	286	5	FRAME, R. FR. FLOOR	290	21	GASKET, EX. PIPE.....	47	10
EXTENSION, BUMPER SIDE	279	8	FUSE, BLADE	165	28		132	3
EXTENSION, CHANGE	230	14			29	GASKET, INTAKE MANIFOLD.....	44	11
EXTENSION, L. BUMPER SIDE	281	7			30	GASKET, MASTER CYLINDER		
EXTENSION, L. RR. WHEELHOUSE					31	BRACKET	195	9
ARCH	290	18			10	GASKET, R. SIDE COVER.....	104	2
EXTENSION, R. BUMPER SIDE	281	5	FUSE, BLOCK	163	2	GASKET, THROTTLE BODY.....	42	7
EXTENSION, R. RR. WHEELHOUSE					3	GASKET, TORQUE CONVERTER CASE-	103	3
ARCH	289	9			4	GAUGE COMP., OIL LEVEL.....	71	12
					5		114	10
[F]					6	GEAR ASSY., INTERNAL.....	59	10
FACE, FR. BUMPER	281	1			2	GEAR COMP., PLANETARY.....	59	11
FACE, FR. BUMPER CENTER	279	1	FUSE, MINI	165	28	GEAR COMP., REVERSE IDLE.....	95	5
FACE, L. FR. BUMPER SIDE	279	3			29	GEAR COMP., SPEEDOMETER.....	94	10
FACE, L. RR. BUMPER SIDE	279	12			30	GEAR, COUNTERSHAFT FIFTH.....	96	4
FACE, RR. BUMPER	281	8			31	GEAR, COUNTERSHAFT FOURTH.....	96	6
FACE, RR. BUMPER CENTER	279	10			32		112	7
FACE, R. FR. BUMPER SIDE	279	2			6	GEAR, COUNTERSHAFT LOW.....	96	2
FACE, R. RR. BUMPER SIDE	279	11			7		112	2
FAN COMP., COOLING	139	6	[G]			GEAR, COUNTERSHAFT REVERSE....	112	8
	319	1	GARNISH ASSY., RR. LICENSE	153	21	GEAR, COUNTERSHAFT SECOND.....	96	3
FAN, COOLING	139	6	GARNISH, LICENSE LIGHT.....	314	7		112	5
FAN, HEATER	177	1	GARNISH, L. CENTER PILLAR			GEAR, COUNTERSHAFT THIRD.....	96	5
FASTENER A, WINDSHIELD	297	5	LOWER	249	13		112	6
	298	5	GARNISH, L. CENTER PILLAR			GEAR, FINAL DRIVEN.....	99	2
FASTENER C, WINDSHIELD GLASS -	297	6	UPPER	248	12		129	2
	298	6	GARNISH, L. DOOR MIRROR	275	13	GEAR, GOVERNOR	116	17
FENDER, L. FR. INNER	294	6			14		118	17
FENDER, R. FR. INNER	294	4	GARNISH, L. FR. PILLAR	248	10	GEAR, MAINSHAFT FIFTH.....	95	6
FILTER ASSY., EX.	116	20	GARNISH, L. RR. PILLAR	249	14	GEAR, MAINSHAFT FOURTH.....	95	4
	118	20	GARNISH, L. SEAT SIDE.....	249	16		109	5
FILTER ASSY., SOLENOID VALVE -	102	5	GARNISH, L. TRUNK SIDE.....	257	5	GEAR, MAINSHAFT LOW.....	109	3
FILTER ASSY., SPOOL VALVE	64	11	GARNISH, R. CENTER PILLAR			GEAR, MAINSHAFT SECOND.....	109	4
FILTER, BRAKE RESERVOIR	196	20	LOWER	247	6	GEAR, MAINSHAFT THIRD.....	95	3
FILTER, GOVERNOR	116	13	GARNISH, R. CENTER PILLAR			GEAR, PARKING.....	112	4
	118	13	UPPER	248	6	GEAR, REVERSE IDLE	112	10
FILTER, SECONDARY BODY	117	22	GARNISH, R. DOOR MIRROR	274	7	GEAR, SPEEDOMETER DRIVE.....	99	3
	118	21			8		129	3
FINISHER, EX. PIPE	132	14	GARNISH, R. CENTER PILLAR			GEAR, SPEEDOMETER DRIVEN.....	114	4
FLANGE, FEED PIPE	104	5	UPPER	247	5		300	17
FLOOR COMP., FR.	290	20	GARNISH, R. FR. PILLAR	247	3	GLASS ASSY., L. FR. DOOR.....	307	16
FLYWHEEL COMP.	82	3	GARNISH, R. RR. PILLAR	248	7	GLASS ASSY., L. RR. DOOR.....	307	16
FORK COMP., GEARSHIFT	98	2	GARNISH, R. SEAT SIDE	248	9	GLASS ASSY., R. FR. DOOR.....	300	16
			GARNISH, R. TRUNK SIDE	256	4	GLASS ASSY., R. RR. DOOR.....	307	13
FORK, CLUTCH RELEASE	94	2	GASKET	151	12	GLASS, FR. WINDSHIELD.....	297	1
FORK, FIFTH GEARSHIFT	98	1	GASKET KIT, AT TRANSMISSION ...	86	3	GLASS, L. RR. DOOR QUARTER	307	17
FORK, REVERSE SHIFT	128	1	GASKET KIT, CYLINDER BLOCK	86	2	GLASS, RR. WINDSHIELD.....	298	2
FRAME ASSY., GLOVE BOX	240	16	GASKET KIT, CYLINDER HEAD	86	1	GLASS, R. RR. DOOR QUARTER	307	14
FRAME ASSY., INSTRUMENT	237	12	GASKET, BASE	151	3	GOVERNOR ASSY.	116	9
FRAME COMP., L. FR. SEATBACK -	261	27			6	GRILLE, FR.	277	1
FRAME COMP., L. FR. SIDE	287	19	GASKET, CONVERTER	46	6	GRILLE, RR. SPEAKER.....	171	6
FRAME COMP., L. RR.	291	29				GROMMET	139	8
							196	19




PART NAME INDEX

Part name	Page	Ref.	Part name	Page	Ref.	Part name	Page	Ref.
GROMMET A, BRAKE PIPE	200	14	GUIDE COMP., HEADREST	259	7	HEATER UNIT	178	2
	202	13	GUIDE COMP., LOW CLUTCH	106	1	HINGE A, FR. DOOR	304	11
GROMMET A, STEERING	219	16	GUIDE COMP., SECOND CLUTCH	107	14	HINGE B, FR. DOOR	304	12
	221	8	GUIDE COMP., THIRD CLUTCH	107	15	HINGE COMP., L. HOOD	295	4
GROMMET B, STEERING	219	17	GUIDE, ACCUMULATOR SPRING	123	19	HINGE COMP., L. TRUNK	314	3
GROMMET, AIR CONDITIONER PIPE	321	24	GUIDE, IN. VALVE	62	2	HINGE COMP., R. HOOD	295	3
GROMMET, BUMPER SIDE	279	5		64	2	HINGE COMP., R. TRUNK	314	2
	281	3	GUIDE, L. CABLE	306	10	HINGE, L. RR. DOOR LOWER	311	14
GROMMET, CLUTCH HOLDER	194	30	GUIDE, R. CABLE	306	4	HINGE, L. RR. DOOR UPPER	311	13
GROMMET, DRAIN HOLE, 25MM	235	5	GUIDE, SECOND CLUTCH	107	15	HINGE, R. RR. DOOR LOWER	311	12
GROMMET, DRAIN HOSE	321	17	GUIDE, SPRING	185	20	HINGE, R. RR. DOOR UPPER	311	11
GROMMET, EVAPORATOR SENSOR	321	20	GUIDE, STEERING RACK	219	5	HOLDER ASSY., BRUSH	54	3
GROMMET, FR. DOOR	146	4		225	9	HOLDER B, STEERING COLUMN	218	2
GROMMET, FR. DOOR WIRE HARNESS	146	3	GUIDE, WINDSHIELD LOWER WATER	295	18	HOLDER COMP., FR. ASHTRAY	238	18
GROMMET, HEATER PIPE	178	8	GUIDE, WIRE HARNESS	233	20	HOLDER COMP., GOVERNOR	116	10
GROMMET, HIGH TENSION CORD	50	9		49			118	10
GROMMET, HOOD STAY	296	28	GUSSET, L. RR. BULKHEAD	291	36	HOLDER COMP., LOST MOTION	64	5
GROMMET, KEY CYLINDER	314	6	GUSSET, R. RR. BULKHEAD	291	35	HOLDER COMP., REVERSE IDLE	112	9
GROMMET, L. RR. COMBINATION	151	17				HOLDER COMP., REVERSE SHIFT	98	4
	153	23	[H]			HOLDER COMP., SPEEDOMETER GEAR	94	7
GROMMET, MIRROR GARNISH	275	20					114	1
GROMMET, OIL PUMP	71	2	HANDLE ASSY., L. FR. DOOR			HOLDER, ABS	198	2
GROMMET, PCV VALVE	60	2	OUTSIDE	303	24	HOLDER, BRUSH	58	15
GROMMET, RR. DOOR HOLE	147	21	HANDLE ASSY., L. INSIDE	303	18	HOLDER, CHANGE BALL	230	9
GROMMET, R. RR. COMBINATION	151	16				HOLDER, COLUMN	155	6
	153	22		308	9	HOLDER, CONNECTOR	167	3
GROMMET, SCREW ADJUSTER	271	16			10	HOLDER, CONTROL WIRE	114	9
GROMMET, SCREW CAP, 4MM	151	18			10	HOLDER, CORRUGATED	56	2
GROMMET, SCREW, 4MM	165	21	HANDLE ASSY., REGULATOR	299	5		142	6
	172	12		306	1	HOLDER, COUPLER	147	19
	252	25	HANDLE ASSY., RR. DOOR OUTSIDE	309	22	HOLDER, DOOR LOCK ROD	303	23
	253	28	OUTSIDE	302	13		309	13
GROMMET, SCREW, 5MM	255	11	HANDLE ASSY., R. INSIDE	302	7		14	14
	135	28		308	3	HOLDER, EVAPORATOR PIPE	320	1
	249	21			4	HOLDER, FR. STABILIZER	206	6
	252	24	HANGER, TRANSMISSION	103	2	HOLDER, FR. WINDSHIELD GLASS	297	2
	255	9	HARNES, AIR CONDITIONER WIRE	321	23	HOLDER, L. MULTI	253	39
	273	13	HARNES, CABIN WIRE	143	1	HOLDER, MAGNET	123	6
	293	24	HARNES, DOOR WIRE	144	7	HOLDER, OIL FILTER	71	13
	294	12	HARNES, DRIVER DOOR WIRE	144	7	HOLDER, ROD	178	9
	303	34	HARNES, ENGINE WIRE	56	1		296	23
	309	34	HARNES, INSTRUMENT WIRE	144	3		302	4
GROMMET, TA SENSOR	130	20	HARNES, PASSENGER DOOR WIRE	144	8		5	5
GROMMET, TIMING BELT COVER			HARNES, RR. DOOR WIRE	145	9		315	16
HOLE	66	2	HARNES, RR. WIRE	143	2	HOLDER, RR. STABILIZER	316	45
GROMMET, TRIP KNOB	160	4		144	2	HOLDER, R. MULTI	211	24
GROMMET, WASHER HOSE, 32MM	235	14	HARNES, SRS MAIN	167	5	HOLDER, SUNVISOR	253	38
GROMMET, WIRE HARNESS	147	23	HEADLIGHT UNIT, L.	148	5	HOLDER, SUNVISOR	246	9
		24		149	4	HOOD COMP.	295	2
GUARD, L. FR. BRAKE SPLASH	192	17	HEADLIGHT UNIT, R.	148	1	HOOK, THROTTLE WIRE	193	6
GUARD, L. FR. SPLASH	294	7		149	1	HORN ASSY., LOW	163	1
GUARD, L. RR. SPLASH	185	29	HEADREST ASSY., FR. SEAT	259	6	HOSE COMP., DISCHARGE	322	3
GUARD, R. FR. BRAKE SPLASH	192	16		261	16	HOSE COMP., FUEL FEED	136	2
GUARD, R. FR. SPLASH	294	5	HEADREST ASSY., L. FR. SEAT	261	16	HOSE COMP., POWER STEERING		
GUARD, R. RR. SPLASH	185	28	HEAD ASSY., CYLINDER	62	1	FEED	228	3
GUIDE ASSY., PISTON	196	26		64	1	HOSE COMP., SUCTION	322	2
GUIDE A, FEED PIPE	104	4	HEAD ASSY., ROTOR	52	3	HOSE SET, FR. BRAKE	199	1
GUIDE COMP., CLUTCH	107	14	HEAD, ROTOR	51	3		202	1

PART NAME INDEX

Part name	Page	Ref.	Part name	Page	Ref.	Part name	Page	Ref.
HOSE SET, L. RR. BRAKE	199	4	INSULATOR, FR. CONSOLE	243	2	KNUCKLE, R. FR.	206	1
	202	3	INSULATOR, FR. ROOF LINING	245	3			
HOSE SET, RR. BRAKE	199	2	INSULATOR, INSTRUMENT PANEL ...	238	14	[L]		
HOSE SET, R. RR. BRAKE	199	3	INSULATOR, L. DASHBOARD UPPER ..	234	4	LABEL, AIR CONDITIONER CAUTION	322	1
	202	2	INSULATOR, ROOF PANEL	245	1	LABEL, COOLANT INFORMATION	268	2
HOSE, ATF, 220MM	140	14	INSULATOR, RR. ROOF LINING	245	4	LABEL, FUEL FILLER CAUTION	268	1
HOSE, ATF, 250MM	140	14	INSULATOR, R. DASHBOARD UPPER ...	234	3	LABEL, FUSE	164	8
HOSE, BREATHER HEATER	77	5	INSULATOR, R. FR. CONSOLE	243	3	LABEL, SRS CAUTION	269	15
HOSE, BYPASS OUTLET	77	3	INTERLOCK COMP.	97	7	LABEL, STEERING COLUMN CAUTION	218	10
HOSE, DRAIN	321	16				LAMP ASSY., AT INDICATOR	232	4
HOSE, ELECTRONIC AIR CONTROL			[J]			LAMP ASSY., INDICATOR	232	4
VALVE OUTLET	77	2	JACK ASSY.	276	2	LAMP UNIT, L.	149	10
HOSE, FUEL PURGE	136	11	JACK ASSY., PANTOGRAPH	276	3	LAMP UNIT, L. TAIL	151	6
HOSE, FUEL RETURN	44	5	JOINT	303	26		152	11
HOSE, FUEL TANK RETURN	134	17	JOINT COMP. B, STEERING	309	28	LAMP UNIT, R.	149	9
HOSE, OIL COOLER, 140MM	140	15	JOINT COMP., INBOARD	218	5	LAMP UNIT, R. TAIL	151	1
HOSE, POWER STEERING RETURN ..	228	8		187	5		152	5
		9			6	LENS	151	10
	229	9			6		154	2
HOSE, PRESSURE REGULATOR				190	6			3
RETURN	136	9	JOINT SET, OUTBOARD	188	15	LENS COMP.	152	14
HOSE, RESERVE TANK	140	3		190	1	LEVER ASSY., PARKING BRAKE	204	2
HOSE, ROTARY AIR CONTROL VALVE			JOINT Y, WASHER	170	7	LEVER A, MODE	178	4
IN.	77	1	JOINT, CANISTER DRAIN	137	18	LEVER B, MODE	178	5
HOSE, WATER LOWER	140	8	JOINT, IN.	83	2	LEVER COMP., L. ADJUSTER	183	31
HOSE, WATER UPPER	140	7	JOINT, L.	307	24	LEVER COMP., R. ADJUSTER	183	25
HOUSING	151	11			25	LEVER C, MODE	178	6
	154	4	JOINT, RESERVE TANK	140	5	LEVER, CHANGE	230	2
HOUSING COMP.	152	13	JOINT, R.	307	22	LEVER, CONTROL	114	6
HOUSING COMP., DISTRIBUTOR ...	51	4			23	LEVER, FRESH & RECIRCULAR		
	52	4	JOINT, THROTTLE RUBBER	130	9	CONTROL	174	9
HOUSING COMP., L.	148	10				LEVER, L.	185	31
	149	10	[K]			LEVER, L. PARKING BRAKE	183	27
HOUSING COMP., R.	148	9	KEY, 4.5X11.0	79	16	LEVER, MANUAL VALVE	128	4
	149	9	KEY, BLANK	155	7	LEVER, MODE CONTROL	174	8
HOUSING COMP., VALVE	226	19	KEY, WOODRUFF, 3MM	117	26	LEVER, PARKING BRAKE	104	8
HOUSING SET, L.	274	10		119	25	LEVER, PINION DRIVE	58	4
HOUSING SET, R.	274	2	KNOB	176	12		59	3
HOUSING SUB ASSY., STEERING			KNOB ASSY., FUEL OPENER	315	26	LEVER, R.	185	23
GEAR BOX	225	13	KNOB ASSY., TAILGATE OPENER ...	315	27	LEVER, R. PARKING BRAKE	183	20
	226	13	KNOB COMP., CHANGE LEVER	230	3	LEVER, SELECT	232	16
HOUSING, HIGH MOUNT STOP LAMP	152	16	KNOB COMP., CIGARETTE LIGHTER ..	237	2	LEVER, THROTTLE CONTROL	114	15
HUB ASSY., FR.	192	5	KNOB, FAN CONTROL	176	13	LID COMP., FUEL FILLER	292	13
HUB, SELECTOR	112	12	KNOB, HEATER CONTROL	174	17	LID COMP., SPARE TIRE	234	7
			KNOB, INSIDE DOOR LOCK	302	12	LID COMP., TRUNK	314	1
[I]				308	8	LID, AIR CONDITIONER	158	14
IGNITER UNIT	52	7	KNOB, L. RECLINING	263	5	LID, AIR CONDITIONER SWITCH ...	174	14
ILLUMINATION ASSY.	161	21	KNOB, ON-OFF VOLUME SWITCH	173	6	LID, CLOCK HOLE	157	5
ILLUMINATION ASSY., HEATER ...	174	13	KNOB, PUSH	232	14			
INDICATOR	233	23	KNOB, PUSH ROD	204	3	LID, SWITCH HOLE	157	6
INSULATOR, BRUSH HOLDER	58	16	KNOB, R. RECLINING	262	4		157	7
INSULATOR, DASHBOARD			KNOB, SELECT LEVER	232	13	LIGHTER ASSY., CIGARETTE	237	1
WINDSHIELD LOWER	234	5	KNOB, TEMPERATURE CONTROL	174	18	LIGHT ASSY., INTERIOR	154	1
INSULATOR, DASHBOARD LOWER ...	234	1	KNOB, TONE	173	4	LIGHT ASSY., LICENSE	151	8
INSULATOR, DASHBOARD UPPER ...	234	2	KNOB, TRIP	160	3		152	12
INSULATOR, EVAPORATOR LOWER ..	320	6	KNUCKLE, L. FR.	206	2	LIGHT ASSY., L. SIDE TURN	148	11
INSULATOR, EVAPORATOR UPPER ...	320	5					149	11
INSULATOR, EXPANSION	320	8						




PART NAME INDEX

Part name	Page	Ref.	Part name	Page	Ref.	Part name	Page	Ref.
LIGHT ASSY., R. SIDE TURN ----	148	8	MIRROR ASSY., R. DOOR	274	1	NUT-WASHER, 6MM	265	9
	149	8	MIRROR, L.	275	11		316	42
LINING ASSY., ROOF	245	2	MIRROR, R.	274	3		321	33
LINING SET, L. FR. DOOR	251	17	MODULATOR ASSY.	198	3	NUT-WASHER, 8MM	53	11
	252	17			9		142	16
LINING SET, R. FR. DOOR	251	11	MODULE KIT, DRIVER	216	1		194	36
LINING, L. COWL SIDE	247	2	MOLDING ASSY., L. FR. DOOR	270	3		196	31
LINING, L. RR. DOOR	255	8	MOLDING ASSY., L. ROOF	270	11		218	16
LINING, R. COWL SIDE	247	1	MOLDING ASSY., L. RR. DOOR	270	7		262	12
LINING, R. RR. DOOR	254	6	MOLDING ASSY., R. FR. DOOR	270	1		263	12
LINK COMP., RR. STABILIZER ...	211	28	MOLDING ASSY., R. ROOF	270	9	NUT A, SEALING, 12MM	137	32
LINK UNIT A	168	7	MOLDING ASSY., R. RR. DOOR	270	5	NUT COMP., WHEEL	181	14
LOCK ASSY., GLOVE BOX	240	15	MOLDING, FR. GRILLE	277	2	NUT, BATTERY TERMINAL	142	10
LOCK ASSY., HOOD	295	6		278	2	NUT, CAP, 8MM	168	20
LOCK ASSY., L. FR. DOOR	303	16	MOLDING, FR. WINDSHIELD	297	4		169	20
LOCK ASSY., L. RR. DOOR	309	23	MOLDING, L. FR. DOOR SASH	270	4	NUT, CASTLE, 12MM	220	27
LOCK ASSY., PIN	233	46	MOLDING, L. RR. DOOR SASH	270	8		223	19
LOCK ASSY., R. FR. DOOR	302	2	MOLDING, RR. WINDSHIELD	298	1	NUT, CLIP, 6MM	279	19
LOCK ASSY., R. RR. DOOR	309	15	MOLDING, R. FR. DOOR SASH	270	2			21
LOCK ASSY., STEERING	155	3	MOLDING, R. RR. DOOR SASH	270	6	NUT, CONNECTING ROD	78	8
LOCK ASSY., TRUNK	314	11	MOTION ASSY., LOST	64	9		79	8
LOCK, SCREW	315	23	MOTOR ASSY.	177	5	NUT, FLANGE CAP, 8MM	262	11
			MOTOR ASSY., L. FR. DOOR POWER				263	11
[M]			WINDOW	300	11	NUT, FLANGE, 10MM	53	10
MAGNET COMP., TRANSMISSION ...	102	16	MOTOR ASSY., R. FR. DOOR POWER				209	14
MAGNET, TRANSMISSION	88	3	WINDOW	299	4		213	13
	123	4	MOTOR ASSY., STARTER	58	3		282	19
MAINSHAFT COMP.	95	1		59	1		284	19
	109	2	MOTOR COMP., FR. WIPER	168	3		318	20
MANIFOLD COMP., INTAKE	44	10	MOTOR, COOLING FAN	139	7	NUT, FLANGE, 12MM	282	18
MANIFOLD, EX.	46	3			15		284	18
	47	3	MOTOR, WASHER	319	3	NUT, FLANGE, 19MM	109	6
MASS, RR. MOUNTING BRACKET ...	283	26	MOUNTING ASSY., FR. STOPPER ...	282	8	NUT, FLANGE, 23MM	112	13
MAT, FLOOR	234	6		284	8	NUT, FLANGE, 5MM	58	14
MAT, RR. TRAY	256	1	MOUNT COMP., FR. SHOCK				135	32
MAT, TRUNK FLOOR	234	8	ABSORBER	209	11		151	20
MEMBER COMP., DASHBOARD LOWER			MOUNT COMP., RR. SHOCK				153	27
CROSS	287	27	ABSORBER	213	7		177	8
MEMBER COMP., MIDDLE FLOOR			MOUNT, CONDENSER UPPER	319	7		275	25
CROSS	291	32	MOUNT, RUBBER	168	5	NUT, FLANGE, 6MM	301	24
MEMBER COMP., RR. FLOOR CROSS	291	33	MOUNT, SHROUD	319	4		44	17
MEMBER SET, FR. BULKHEAD LOWER			MUDGUARD, L. FR.	272	8		53	9
CROSS	286	3		273	15		72	18
MEMBER, L. DASHBOARD UPPER			MUDGUARD, L. RR.	272	10		74	21
SIDE	287	25		273	17		132	18
MEMBER, L. FR. WHEELHOUSE			MUDGUARD, R. FR.	272	7		135	33
UPPER	287	17		273	14		142	15
MEMBER, R. DASHBOARD UPPER			MUDGUARD, R. RR.	272	9		165	25
SIDE	287	24		273	16		172	18
MEMBER, R. FR. WHEELHOUSE			[N]				233	34
UPPER	287	14				NUT, FLANGE, 8MM	43	18
MESH, FUEL FILTER	44	6	NOZZLE ASSY., L. WASHER	170	6		44	18
METER ASSY., FUEL &			NOZZLE ASSY., R. WASHER	170	5		46	18
TEMPERATURE	161	17	NUT-WASHER, 5MM	55	20		48	18
		18	NUT-WASHER, 6MM	137	33		49	11
METER UNIT, FUEL	134	21		198	6		178	13
MIRROR ASSY., L. DOOR	274	9		242	13	NUT, FLOATING, 4MM	196	30
MIRROR ASSY., RR. VIEW	275	15					241	24

PART NAME INDEX

Part name	Page	Ref.	Part name	Page	Ref.	Part name	Page	Ref.
NUT, FLOATING, 5MM	241	25	NUT, TAPPET ADJUSTING	69	16	O-RING, 29X2.4	124	38
NUT, HEX. CAP, 10MM	261	21		70	16		127	28
NUT, HEX., 10MM	194	34	NUT, TOOTHED, 5MM	319	12	O-RING, 30.7X2.4	105	31
		35	NUT, U	317	4	O-RING, 31X2.7	124	39
NUT, HEX., 12MM	220	27	NUT, WHEEL	181	10		127	29
		29		15	15	O-RING, 31.2X1.9	111	27
	223	19	NUT, YOKE, 12MM	282	7		113	24
		21		284	7	O-RING, 32X1.9	82	13
NUT, HEX., 16MM	211	21				O-RING, 33.2X2.4	124	34
NUT, HEX., 22MM	96	10	[O]			O-RING, 34X1.9	105	27
NUT, HEX., 5MM	139	11				O-RING, 34.3X2.4	126	25
NUT, HEX., 6MM	55	21	OIL SEAL SET, ROTARY VALVE	224	2	O-RING, 39.8X2.2	107	19
	233	41	OIL SEAL, 12X22X7	128	10			20
NUT, HEX., 8MM	58	13	OIL SEAL, 14X25X15	97	21	O-RING, 41.5X2	227	22
	169	23	OIL SEAL, 26X42X7	88	7	O-RING, 41.8X2.2	107	20
	196	29	OIL SEAL, 27X38X5.5	226	20	O-RING, 51.0X2.4	84	15
NUT, INNER	210	9	OIL SEAL, 29X45X8	67	21	O-RING, 7.2X1.7	69	17
NUT, LICENSE PLATE	315	31	OIL SEAL, 31X46X7	71	15		70	17
NUT, LOCK	225	11	OIL SEAL, 35X56X8	88	6	O-RING, 7.3X2.2	44	14
NUT, PAINT CUTTING, 6MM	137	34		102	12	O-RING, 7.7X1.9	105	29
	170	10	OIL SEAL, 35X62X8	92	11	O-RING, 7.7X2.3	105	26
	200	22	OIL SEAL, 35X76X9	103	17	O-RING, 8MM	321	29
	203	22	OIL SEAL, 38X50X7	71	15		322	15
NUT, PARKING	185	21	OIL SEAL, 44X68X8	102	13	O-RING, 8.5X1.9	105	30
NUT, PARKING BRAKE ADJUSTING	204	10	OIL SEAL, 80X100X10	74	20	O-RING, 8.8X1.9	71	16
NUT, POWER STEERING PULLEY	83	9	OIL SEAL, 9X18X7	103	16	O-RING, 9.5X1.5	75	16
NUT, PULLEY LOCK	54	12	OPENER ASSY., TAILGATE	315	22	O-RING, 9.8X1.9	42	3
NUT, PUSH, 2.4MM	278	6	ORIFICE ASSY., OIL PATH	69	15	O-RING, CONNECTOR	196	24
NUT, PUSH, 3MM	277	5		70	15	O-RING, PRESSURE REGULATOR	44	9
NUT, RACK SCREW LOCK	219	15	O-RING	51	5	O-RING, RACK GUIDE	224	6
	225	11		139	3	O-RING, WATER PUMP	75	4
NUT, SELF-LOCK	214	11		320	12	OUTLET ASSY., L. FRESH AIR	240	19
	215	13		321	28	OUTLET ASSY., RR. AIR	293	22
NUT, SELF-LOCK, 10MM	46	15		322	13	OUTLET ASSY., R. FRESH AIR	240	18
	48	15			14	OUTLET, CENTER	240	20
	132	17	O-RING, 100X2.2	107	21	OUTRIGGER SET, L. FR. SIDE	286	4
	206	16	O-RING, 104X2.2	107	21	OUTRIGGER SET, R. FR. SIDE	286	1
	211	30	O-RING, 13X1.5	64	20			
NUT, SELF-LOCK, 12MM	209	13	O-RING, 13.0X1.9	84	13	[P]		
	210	19	O-RING, 14.4X1.9	229	16	PACKING	160	5
	213	12	O-RING, 15.2X2.4	84	14	PACKING A	51	6
NUT, SELF-LOCK, 6MM	230	21		85	21	PACKING B, HEAD COVER	61	4
	233	35	O-RING, 16.7X1.8	85	21	PACKING SET, HEAD COVER	61	1
NUT, SELF-LOCK, 8MM	132	15	O-RING, 17.5X1.4	75	17	PACKING SET, INJECTOR	44	1
		16	O-RING, 17.8X1.9	111	28	PACKING, 8MM	102	8
	207	20	O-RING, 18.3X2.4	124	35		104	21
	230	22	O-RING, 19.8X1.9	105	28	PACKING, ANTENNA BASE	171	10
NUT, SPECIAL, 5MM	319	12	O-RING, 1.9X11	230	23	PACKING, BASE	134	8
NUT, SPINDLE	183	38	O-RING, 20.6X2.7	60	8			22
	186	39	O-RING, 21.2X2.4	124	37	PACKING, CAP	52	8
	188	14		127	27	PACKING, CYLINDER HEAD COVER	61	3
	191	13	O-RING, 23.5X2	94	17	PACKING, FUEL FILLER PIPE	134	13
NUT, SPRING, 4MM	238	21		114	24	PACKING, OIL BOLT	200	21
	240	22	O-RING, 26.2X2.4	72	17		203	21
		23	O-RING, 26.4X3.1	52	6	PACKING, OIL FILLER	61	6
NUT, SPRING, 5MM	277	6	O-RING, 27.5X1.7	120	12	PACKING, OIL PAN	73	5
	278	5	O-RING, 27.6X4.1	76	18	PACKING, OIL STRAINER	71	5
NUT, SUSPENSION, 5MM	273	12	O-RING, 28.3X2.4	124	36	PACKING, TAILGATE SPOILER	152	19
	294	11		127	26			



PART NAME INDEX

Part name	Page	Ref.	Part name	Page	Ref.	Part name	Page	Ref.
PAD COMP., L. FR. SEATBACK ---	261	26	PILLAR COMP., L. CENTER INNER -	289	14	PIN, SPLIT, 2.0X22	197	33
PAD COMP., R. FR. SEATBACK ---	261	24		290	14	PIN, SPLIT, 2.0X30	115	27
PAD SET, FR.	192	8	PILLAR COMP., L. FR. INNER			PIN, SPLIT, 2.5X18	194	38
PAD SET, RR.	184	8	LOWER	289	12	PIN, SPLIT, 3.0X22	220	30
PAD & FRAME COMP., L. FR.			PILLAR COMP., R. CENTER INNER -	289	5		223	22
SEATBACK	260	10	PILLAR COMP., R. FR. INNER			PIN, SPRING, 3X12	98	11
PAD & FRAME COMP., L. FR. SEAT			LOWER	289	3	PIN, SPRING, 4X16	128	13
CUSHION	260	12	PILLAR, L. FR. INNER UPPER ----	289	11	PIN, SPRING, 4X22	241	35
PAD & FRAME COMP., RR.			PILLAR, R. FR. INNER UPPER ----	289	2	PIN, SPRING, 5X18	128	14
SEATBACK	264	3	PINION COMP., STEERING	219	6	PIN, SPRING, 5X22	98	12
PAD & FRAME COMP., RR. SEAT			PIN A	185	17	PIN, SPRING, 8X22	231	26
CUSHION	265	6		192	11	PIN, STOP	196	25
PAD & FRAME COMP., R. FR.			PIN B	185	30	PIN, TENSIONER	183	35
SEATBACK	258	3		192	12	PIN, WINDOW REGULATOR HANDLE --	300	18
PAD & FRAME COMP., R. FR. SEAT			PIN COMP., ARMREST	261	18		307	19
CUSHION	259	5	PIN, BRAKE WIRE END	204	1	PIPE ASSY., EX.	132	2
PAD, HORN	215	6	PIN, CONTROL	114	7	PIPE ASSY., FUEL	44	7
PAD, PEDAL STOPPER	193	18	PIN, CONTROL WIRE ADJUSTER ----	233	32	PIPE A, FEED	104	3
		19	PIN, DOOR CHECKER	305	20	PIPE B, EX.	132	9
PAD, STEERING WHEEL	214	5		312	22	PIPE COMP. A, BRAKE	199	6
PANEL COMP., L. FR. DOOR ----	304	2	PIN, DOWEL, 10X12	64	19	PIPE COMP. A, CYLINDER	227	23
PANEL COMP., L. RR. DOOR ----	311	2	PIN, DOWEL, 10X16	63	15	PIPE COMP. A, OIL HOSE	114	11
PANEL COMP., L. RR. INSIDE ---	290	15		65	23	PIPE COMP. B, BRAKE	199	7
PANEL COMP., ROOF	292	8	PIN, DOWEL, 12X18	74	18	PIPE COMP. B, CYLINDER	227	24
PANEL COMP., RR.	292	15	PIN, DOWEL, 14X20	63	16	PIPE COMP. C, BRAKE	199	9
PANEL COMP., R. FR. DOOR ----	304	1		65	24		202	5
PANEL COMP., R. RR. DOOR ----	311	1		88	8	PIPE COMP. D, BRAKE	199	11
PANEL COMP., R. RR. INSIDE ---	289	6		102	14		202	6
PANEL SET, L. FR. BULKHEAD ---	286	6	PIN, DOWEL, 14X25	102	9	PIPE COMP. E, L. BRAKE	200	13
PANEL SET, L. FR. OUTSIDE ----	292	5	PIN, DOWEL, 18X22	74	19	PIPE COMP. E, R. BRAKE	199	10
PANEL SET, L. RR. OUTSIDE ----	292	6	PIN, DOWEL, 5X8	117	32	PIPE COMP. F, BRAKE	199	12
PANEL SET, RR. FLOOR	289	1		119	33	PIPE COMP. H, BRAKE	199	8
PANEL SET, R. FR. BULKHEAD ---	286	2	PIN, DOWEL, 6X10	74	23	PIPE COMP. U, BRAKE	202	7
PANEL SET, R. FR. OUTSIDE ----	292	2	PIN, DOWEL, 8X14	63	14	PIPE COMP. V, BRAKE	202	8
PANEL SET, R. RR. OUTSIDE ----	292	3		64	22	PIPE COMP. W, BRAKE	202	9
PANEL, AIR CONDITIONER SWITCH	175	21		72	19	PIPE COMP. X, BRAKE	202	10
PANEL, CENTER	240	17		103	19	PIPE COMP. Y, BRAKE	202	11
	241	36		117	31	PIPE COMP. Z, BRAKE	202	12
PANEL, INSTRUMENT LOWER	237	5		119	32	PIPE COMP., ATF COOLER	114	12
PANEL, INSTRUMENT UPPER	237	4		120	13		141	16
PANEL, L. FR. FENDER	294	3		124	41	PIPE COMP., BREATHER	60	5
PANEL, L. OUTLET	242	10	PIN, DOWEL, 8X40	117	27	PIPE COMP., FUEL	136	13
PANEL, L. POWER WINDOW SUB				119	26	PIPE COMP., FUEL FEED	136	7
SWITCH	252	20		121	10	PIPE COMP., FUEL FILLER	134	12
PANEL, L. SIDE SILL	292	4		122	9	PIPE COMP., FUEL RETURN	44	4
PANEL, PRINT	160	13	PIN, DOWEL, 8X44	105	24		136	14
PANEL, R. FR. FENDER	294	1	PIN, DOWEL, 8X68	120	10	PIPE COMP., FUEL VENT	136	8
PANEL, R. OUTLET	242	7	PIN, LOCK	232	10	PIPE COMP., RETURN, 10MM	228	4
PANEL, R. POWER WINDOW MASTER			PIN, MANUAL VALVE	118	1		5	5
SWITCH	251	14		128	5	PIPE C, FEED	104	6
PANEL, R. SIDE SILL	292	1	PIN, PARKING BRAKE EQUALIZER --	204	7	PIPE, 5X65	116	11
PAN COMP., OIL	73	4	PIN, PARKING BRAKE LEVER	183	24		118	11
PAWL, PARKING BRAKE	104	14	PIN, PEDAL	196	16	PIPE, CONDENSER	322	4
PEDAL COMP., ACCELERATOR ----	193	1	PIN, PISTON	78	6	PIPE, CONNECTING	75	10
		2	PIN, ROLLER, 6MM	104	13	PIPE, CONTROL WIRE ADJUSTING --	233	31
PEDAL COMP., BRAKE	193	15	PIN, SNAP, 6MM	205	17	PIPE, LIQUID	320	9
		16	PIN, SPLIT, 1.6X12	105	33	PIPE, OIL LEVEL	71	3
PEDAL COMP., CLUTCH	194	27		119	31	PIPE, RECEIVER	322	5
PIECE, FIFTH & REVERSE SHIFT -	98	5		128	12	PIPE, SUCTION	102	4

PART NAME INDEX

Part name	Page	Ref.	Part name	Page	Ref.	Part name	Page	Ref.
PIPE, THIRD CLUTCH	123	1	PLATE, SERVO SEPARATING	123	9	PUMP COMP., WATER	75	3
	126	1		126	3	PUMP SET, FUEL	134	1
PISTON	192	9	PLATE, SPEEDOMETER GEAR HOLDER	94	8	PUMP SUB ASSY., POWER STEERING	83	1
PISTON ASSY.	184	9		114	2			
PISTON ASSY., PRIMARY	195	3	PLATE, THROTTLE SEPARATING	123	11	[R]		
PISTON ASSY., SECONDARY	195	4		126	5			
	197	34	PLATE, TIMING BELT GUIDE	79	12	RACK COMP., STEERING	226	14
PISTON COMP., CLUTCH	106	2	PLATE, TIRE PRESSURE CAUTION ..	268	3	RADIATOR COMP.	139	1
		4	PLUG, 28MM	97	19	RAIL, GRAB	245	6
	107	22	PLUG, ADJUSTER	183	17	RAIL, L. ROOF SIDE	289	13
PISTON COMP., LOW CLUTCH	106	3	PLUG, AIR CONDITIONER HOLE	235	8	RAIL, R. ROOF SIDE	289	4
	107	22	PLUG, BLIND, 10MM	235	16	RECEIVER COMP.	322	6
PISTON COMP., SECOND CLUTCH ..	106	4	PLUG, BLIND, 12MM	236	17	RECTIFIER ASSY.	54	8
PISTON COMP., SLEEVE	185	16	PLUG, BLIND, 15MM	236	18	REEL ASSY., CABLE	167	2
PISTON SET	78	1	PLUG, BLIND, 20MM	236	19	REFLECTOR COMP., HIGH MOUNT		
PISTON, LOW ACCUMULATOR	104	16	PLUG, BLIND, 25MM	236	20	STOP LIGHT	152	15
PISTON, SECOND ACCUMULATOR ...	123	14	PLUG, BLIND, 30MM	236	21	REGULATOR ASSY.	55	18
	126	9	PLUG, BLIND, 7MM	235	15		120	2
PISTON, THIRD ACCUMULATOR	123	15	PLUG, BREATHER TUBE	89	3	REGULATOR ASSY., L. RR. DOOR ..	306	9
PISTON, TOP ACCUMULATOR	123	17	PLUG, HOLE, 16.7MM	235	11	REGULATOR ASSY., PRESSURE	44	8
	126	10	PLUG, LOCATE HOLE	235	9	REGULATOR ASSY., R. RR. DOOR ..	306	3
PISTON, WHEEL CYLINDER	183	15	PLUG, SPARK	50	11	REGULATOR, L. FR. DOOR	299	9
PIVOT ASSY. B	168	15	PLUG, VENT	142	5			10
PIVOT ASSY. C	168	12	POCKET, DOOR PULL	250	6	REGULATOR, L. RR. DOOR	306	8
PIVOT, STEERING COLUMN	218	7		254	3	REGULATOR, R. FR. DOOR	299	1
PLATE COMP., BRUSH HOLDER	59	14	POCKET, L. DOOR LINING	251	15			2
PLATE COMP., L. RR. BRAKE BACK	182	8	POCKET, R. DOOR LINING	250	7	REGULATOR, R. RR. DOOR	306	2
PLATE COMP., R. RR. BRAKE BACK	182	6	POWER ASSY., MASTER	195	10	RELAY ASSY., INTERMITTENT		
PLATE C, OIL GUIDE	88	2			11	WIPER	165	11
PLATE M, OIL GUIDE	89	1	PROTECTION, RR. BUMPER	280	23	RELAY ASSY., MAIN	165	15
PLATE, ANCHOR BOLT	181	13	PROTECTION, TAILGATE, 20MM	235	6	RELAY ASSY., POWER	163	11
PLATE, BATTERY SETTING	142	2		315	25		165	17
PLATE, CLUTCH	106	10	PROTECTOR COMP., L. FR. DOOR ..	272	5			18
		11	PROTECTOR COMP., L. FR. FENDER	272	4			19
PLATE, CLUTCH END	106	13	PROTECTOR COMP., L. RR. DOOR ..	272	6		166	4
	107	13	PROTECTOR COMP., R. FR. DOOR ..	272	2		320	2
		24	PROTECTOR COMP., R. FR. FENDER	272	1	RELAY, TURN & HAZARD	165	12
		24	PROTECTOR COMP., R. RR. DOOR ..	272	3	RESERVOIR COMP.	196	17
	108	25	PROTECTOR SET, THERMAL	317	6	RESISTOR, BLOWER	177	6
PLATE, CONTACT	215	8	PROTECTOR, CABLE	159	3	RETAINER	134	19
PLATE, COUPLER	174	7	PROTECTOR, CIGARETTE LIGHTER ..	238	17		185	22
PLATE, DRIVE	82	7	PROTECTOR, FAN MOTOR	319	5	RETAINER, FUEL UNIT	134	23
PLATE, GOVERNOR	116	14	PROTECTOR, FUEL PIPE	137	20	RETAINER, PAD	192	13
	118	14	PROTECTOR, HOOD WIRE	295	5	RETAINER, REVERSE SELECT	97	8
PLATE, GOVERNOR HOLDER			PROTECTOR, LICENSE PLATE	152	20	RETAINER, VALVE SPRING	68	12
SEPARATOR	116	12	PROTECTOR, L. RR. LOWER ARM ..	210	7		70	12
	118	12	PULLER, FUSE	164	9	RING 1, SNAP, 80X2.5	129	5
PLATE, HEATER CONTROL	174	6	PULLER, MINI FUSE	164	10	RING 2, SNAP, 80X2.6	129	5
PLATE, LOCK UP SEPARATING	120	5	PULLEY	54	11	RING 3, SNAP, 80X2.7	129	5
PLATE, MAIN SEPARATING	116	5	PULLEY ASSY.	318	24	RING 4, SNAP, 80X2.8	129	5
	118	7	PULLEY COMP., CRANKSHAFT	79	13	RING 5, SNAP, 80X2.9	129	5
PLATE, OIL GUIDE	102	2	PULLEY COMP., IDLE	317	14	RING 6, SNAP, 80X3.0	129	5
PLATE, RR. DOOR LOCK CAUTION ..	269	14	PULLEY COMP., POWER STEERING			RING B, STOPPER	189	17
PLATE, SEAL	59	13	PUMP	83	4	RING F, SNAP	317	9
PLATE, SECONDARY SEPARATING ..	121	5	PULLEY, CRANKSHAFT	79	13	RING SET, PISTON	78	2
	122	7			14	RING SET, POWER STEERING SEAL ..	224	4
PLATE, SERVO COVER SEPARATING	123	13	PULLEY, TIMING BELT DRIVE	79	11	RING, BACK UP VALVE	226	21
	126	7	PULLEY, TIMING BELT DRIVEN	66	12	RING, COLUMN COVER	239	1
			PUMP ASSY., OIL	71	1	RING, OUTSIDE HANDLE	302	8

PART NAME INDEX

Part name	Page	Ref.	Part name	Page	Ref.	Part name	Page	Ref.
RING, RETAINING	185	19	RUBBER A, ENGINE MOUNTING			SCREW-WASHER, 3X16	161	24
RING, SEALING, 32MM	109	1	BRACKET SEAL	66	9	214	9	
RING, SLIP	215	4	RUBBER A, STABILIZER	206	8	SCREW-WASHER, 3X18	161	26
RING, SNAP	58	1	RUBBER B	319	6	SCREW-WASHER, 3X20	161	26
	317	8	RUBBER B, ENGINE MOUNTING			SCREW-WASHER, 4X10	215	14
RING, SNAP, 114X1.8	107	18	BRACKET SEAL	66	10	SCREW-WASHER, 4X12	139	13
RING, SNAP, 119MM	107	18	RUBBER C, POWER STEERING PIPE			161	23	
RING, SNAP, 26MM	110	16	INSULATOR	229	11	172	14	
RING, SNAP, 52MM	96	11	RUBBER SET, FR. WINDSHIELD DAM	297	3	175	22	
RING, SNAP, 64MM	103	12	RUBBER, ABS MOUNTING	198	1	205	20	
RING, SNAP, 70MM	103	13				217	13	
ROD	185	15	RUBBER, AIR CLEANER MOUNTING ..	130	3	241	28	
ROD ASSY., RR. RADIUS	210	10				42	4	
ROD A, L. CONNECTING	183	28	RUBBER, BLADE	168	1	161	27	
ROD A, R. CONNECTING	183	21				178	11	
ROD B, CONNECTING	183	23	RUBBER, CONDENSER MOUNTING	319	10	241	30	
ROD COMP., CHANGE	230	13	RUBBER, EXTENSION END	230	15	SCREW-WASHER, 4X25	54	16
ROD COMP., CONNECTING	79	9	RUBBER, EXTENSION MOUNTING	230	17	252	23	
ROD COMP., LOCK PIN	232	17	RUBBER, EX. MOUNTING	132	7	SCREW-WASHER, 4X6	233	39
ROD UNIT A	168	10				SCREW-WASHER, 4X8	319	15
ROD UNIT B	168	11	RUBBER, FR. BUMP STOPPER	209	9	SCREW-WASHER, 5X10	43	17
ROD, L. FR. INSIDE HANDLE	303	22	RUBBER, FR. SPRING MOUNTING ...	208	2	233	40	
ROD, L. FR. LOWER ARM	282	10	RUBBER, HOOD FR. SIDE SEAL	296	31		51	
	284	10	RUBBER, HOOD RR. SEAL	295	10	SCREW-WASHER, 5X12	52	9
ROD, L. RR. DOOR LOCK	309	27	RUBBER, HOOD SEAL	295	9	156	21	
ROD, L. RR. INSIDE HANDLE	309	26	RUBBER, INTAKE SEAL	130	12	163	12	
ROD, L. SILENCER MOUNTING	291	30	RUBBER, LOWER SEAL	66	5	192	21	
ROD, RR. DOOR LOCK KNOB	309	21	RUBBER, L. BACK SEAL	66	7	241	29	
ROD, R. FR. INSIDE HANDLE	302	10	RUBBER, L. FR. HEADLIGHT SEAL ..	295	14	SCREW-WASHER, 5X14	42	17
ROD, R. FR. LOWER ARM	282	9	RUBBER, MISSION MOUNTING	282	2	214	10	
	284	9		284	2	SCREW-WASHER, 5X16	238	24
ROD, R. RR. DOOR LOCK	309	20	RUBBER, MOUNTING	137	26	278	4	
ROD, R. RR. INSIDE HANDLE	309	19	RUBBER, RR. BUMP STOPPER	213	11	279	18	
ROD, R. SILENCER MOUNTING	291	27	RUBBER, RR. SPRING MOUNTING ...	213	8	294	9	
ROD, SHIFT	97	1	RUBBER, RR. WINDSHIELD DAM	298	4	SCREW-WASHER, 5X20	273	11
ROD, TRUNK LOCK	314	14	RUBBER, R. BACK SEAL	66	6	294	8	
	315	14	RUBBER, R. FR. HEADLIGHT SEAL ..	295	13	SCREW-WASHER, 5X9	166	5
ROLLER, 2X19.8	105	25	RUBBER, SPEEDOMETER	160	6	SCREW-WASHER, 6MM	244	12
ROLLER, 3X19.8	117	39	RUBBER, THERMOSTAT MOUNTING ...	75	6	SCREW-WASHER, 6X20	246	11
ROLLER, 3.5X19.8	124	33	RUNCHANNEL, L. FR. DOOR	300	14	SCREW SET	42	1
	126	24	RUNCHANNEL, L. RR. DOOR	306	12	SCREW, 3X10	303	30
ROLLER, 3.5X21.8	120	11		307	12	SCREW, 3X16	275	19
	121	9	RUNCHANNEL, R. FR. DOOR	299	8	SCREW, BALL SPRING SETTING ...	97	16
	122	8	RUNCHANNEL, R. RR. DOOR	306	6	183	18	
ROLLER, 5X10	98	14				185	34	
	129	8	[S]			192	2	
ROLLER, 6X16	116	2	SASH, L. FR. DOOR CENTER LOWER	300	13	SCREW, EARTH, 4X12	154	8
	118	4	SASH, L. FR. DOOR LOWER	300	12	SCREW, FLANGE, 4X12	156	18
ROLLER, CONTROL LEVER	114	8	SASH, L. RR. DOOR CENTER	306	11	SCREW, FLAT LOCK, 5X20	275	21
ROLLER, MANUAL VALVE	118	2	SASH, R. FR. DOOR CENTER LOWER	299	7	SCREW, FLAT, 4X16	261	15
	128	6	SASH, R. FR. DOOR CENTER LOWER	299	7	SCREW, FLAT, 4X8	307	29
ROLLER, PARKING BRAKE	104	12	SASH, R. FR. DOOR LOWER	299	6	SCREW, FLAT, 5X20	275	21
ROTOR ASSY.	54	2	SASH, R. RR. DOOR CENTER	306	5	SCREW, FLAT, 6X14	186	42
RUBBER ASSY., ENGINE SIDE			SCREW	303	31	192	20	
MOUNTING	282	4	SCREW-WASHER	309	31	SCREW, FLAT, 6X28	303	37
	284	4	54	14		310	36	
RUBBER ASSY., RR. ENGINE						SCREW, OVAL, 5X8	233	38
MOUNTING	282	3	SCREW-WASHER, 3X10	161	25	SCREW, PAN, 4X12	171	11
	284	3				SCREW, PAN, 5X15	246	10

PART NAME INDEX

Part name	Page	Ref.	Part name	Page	Ref.	Part name	Page	Ref.
SCREW, RACK GUIDE	219	4	SCREW, TAPPING, 4X8	303	32	SEAL, PACKING.....	151	13
	225	8		309	32	SEAL, POWER STEERING PUMP.....	84	12
SCREW, RECESSED	155	5		316	41	SEAL, POWER STEERING PUMP		
SCREW, SEALING, 32MM	92	8	SCREW, TAPPING, 5X10	261	14	COVER	84	16
SCREW, SLIDE	215	2	SCREW, TAPPING, 5X12	131	24	SEAL, RESERVE TANK	196	21
SCREW, TAPPET ADJUSTING	68	10		135	31	SEAL, ROD.....	195	7
	70	9		178	10			8
SCREW, TAPPING, 3X10	275	22		253	32	SEAL, ROTARY AIR CONTROL RING-	42	10
SCREW, TAPPING, 3X12	176	15		255	13	SEAL, RR. DOOR HOLE.....	311	16
	253	30		303	38		312	20
	277	7		310	38	SEAL, R. FR. DOOR HOLE	304	14
	278	8	SCREW, TAPPING, 5X16	177	12	SEAL, R. RR. DOOR HOLE	312	16
SCREW, TAPPING, 3X16	156	22		253	33	SEAL, R. RR. DOOR QUARTER.....	307	15
	253	29		277	4	SEAL, SIDE OUTLET.....	237	6
SCREW, TAPPING, 4X10	177	10		293	25	SEAL, THROTTLE CABLE.....	193	10
	217	14		297	7	SEATBELT ASSY., RR. CENTER	266	4
	244	13	SCREW, TAPPING, 5X20	217	17	SEAT, CHANGE LEVER BALL.....	230	8
	253	35		249	23	SEAT, CLUTCH SPRING.....	106	7
	37	37		279	18			8
	321	37		281	13	SEAT, FR. SPRING UPPER	209	7
SCREW, TAPPING, 4X12	153	26	SCREW, TAPPING, 6X10	275	18	SEAT, RELIEF VALVE SPRING.....	116	8
	165	23	SCREW, TAPPING, 6X12	310	37	SEAT, SECOND RETURN SPRING	106	8
	172	15	SCREW, TAPPING, 6X20	321	31	SEAT, VALVE SPRING.....	69	13
	175	23	SEAL	320	10		70	13
	177	11	SEAL A, CHANGE LEVER DUST	230	7		121	2
	215	11	SEAL A, VALVE STEM.....	62	3	SEAT, VALVE SPRING, 1.0MM.....	118	9
	241	34		64	3		121	1
	244	14	SEAL B, FR. DOOR HOLE	146	5	SELECTOR, REVERSE GEAR	112	11
	253	36	SEAL B, VALVE STEM.....	62	4	SENSOR ASSY., AIR TEMP.....	130	19
	271	12		64	4	SENSOR ASSY., L. FR.....	206	15
	275	23	SEAL KIT A, POWER STEERING	224	1	SENSOR ASSY., L. RR.....	210	12
SCREW, TAPPING, 4X16	157	9	SEAL RING, INJECTOR	44	2	SENSOR ASSY., R. FR.....	206	14
	158	15	SEAL RUBBER, RESONATOR	130	16	SENSOR ASSY., R. RR.....	210	11
	161	29	SEAL SET, POWER STEERING VALVE	224	3	SENSOR ASSY., WATER TEMP.....	75	15
	165	24	SEAL, 20X20	235	10	SENSOR SET, MAP.....	42	16
	167	11	SEAL, CAP	139	16	SENSOR, OXYGEN.....	46	11
	172	15	SEAL, CENTER PILLAR INNER	235	1		47	11
		16	SEAL, CONTROL	233	26		49	8
		17	SEAL, CONTROL WIRE BRACKET	233	27	SET RING, 26X1.8.....	188	10
	175	24	SEAL, DOOR	300	15		190	8
	176	16	SEAL, DOOR HOLE, 30MM.....	235	3	SHAFT A.....	185	14
	214	8		312	23	SHAFT ASSY., STATOR	120	1
	238	25	SEAL, DRIVER SIDE DUCT	242	3	SHAFT B.....	185	26
	241	31	SEAL, EVAPORATOR INNER	321	18	SHAFT COMP., RELEASE.....	94	3
		33	SEAL, EVAPORATOR OUTER	321	19	SHAFT COMP., THROTTLE VALVE...	128	7
	242	11	SEAL, FR. CONSOLE	243	4	SHAFT, CONTROL	128	3
		12	SEAL, FR. DOOR HOLE	304	14	SHAFT, DRIVE.....	59	8
	244	10		305	17	SHAFT, EX. ROCKER ARM.....	62	7
	252	21	SEAL, FR. INSTRUMENT	238	15		64	8
	253	31	SEAL, FR. PILLAR INNER LOWER ..	235	13	SHAFT, GOVERNOR	116	16
		34	SEAL, FUEL LID OPENER.....	314	4		118	16
	255	12	SEAL, GEAR HOLDER	94	9	SHAFT, IN. ROCKER ARM.....	62	6
	275	24		114	3		64	7
	280	26	SEAL, INSIDE PANEL, 15MM	235	4	SHAFT, OIL PUMP GEAR.....	116	3
	281	18	SEAL, INSTRUMENT DEFROSTER	237	8		118	5
	321	38	SEAL, INSTRUMENT SIDE	237	7	SHAFT, PARKING BRAKE.....	104	15
SCREW, TAPPING, 4X20	151	19	SEAL, L. FR. DOOR HOLE	305	17	SHAFT, REVERSE GEAR	95	2
SCREW, TAPPING, 4X8	161	28	SEAL, L. RR. DOOR HOLE	312	20	SHAFT, SHIFT ARM B.....	97	3
	215	12	SEAL, L. RR. DOOR QUARTER	307	18			

PART NAME INDEX

Part name	Page	Ref.	Part name	Page	Ref.	Part name	Page	Ref.
SHAFT, SHIFT FORK	98	6	SHIM F, 72MM	99	4	SHIM W, 70MM	91	5
		7	SHIM F, 80MM	100	4	SHIM X, 65MM	90	5
SHELF COMP., RR. PARCEL	291	34	SHIM G, 65MM	89	5	SHIM X, 70MM	91	5
SHIM AA, 65MM	91	5	SHIM G, 70MM	91	5	SHIM Y, 65MM	91	5
SHIM AA, 70MM	92	5	SHIM G, 72MM	99	4	SHIM Y, 70MM	92	5
SHIM AB, 65MM	91	5	SHIM G, 80MM	100	4	SHIM Z, 65MM	91	5
SHIM AB, 70MM	92	5	SHIM H, 65MM	89	5	SHIM Z, 70MM	92	5
SHIM AC, 65MM	91	5	SHIM H, 70MM	91	5	SHIM, OUTER PAD	184	12
SHIM AC, 70MM	92	5	SHIM H, 72MM	99	4	SHOE COMP., RR. BRAKE	182	9
SHIM AD, 65MM	91	5	SHIM H, 80MM	100	4	SHOE, HORN	156	16
SHIM AD, 70MM	92	5	SHIM I, 65MM	89	5	SHROUD COMP.	139	4
SHIM AE, 65MM	91	5	SHIM I, 70MM	91	5	SHROUD COMP., AIR CONDITIONER ..	319	2
SHIM AE, 70MM	92	5	SHIM J, 65MM	89	5	SILENCER SET, EX.	132	1
SHIM AF, 65MM	91	5	SHIM J, 70MM	91	5	SILL COMP., L. FR. INSIDE	290	24
SHIM AF, 70MM	92	5	SHIM J, 72MM	100	4	SILL COMP., R. FR. INSIDE	290	22
SHIM AG, 65MM	91	5	SHIM J, 80MM	100	4	SKIN, L. FR. DOOR	304	4
SHIM AG, 70MM	92	5	SHIM K, 65MM	90	5	SKIN, L. RR. DOOR	311	4
SHIM AH, 65MM	91	5	SHIM K, 70MM	91	5	SKIN, R. FR. DOOR	304	3
SHIM AH, 70MM	92	5	SHIM K, 72MM	100	4	SKIN, R. RR. DOOR	311	3
SHIM AI, 65MM	91	5	SHIM K, 80MM	100	4	SLEEVE COMP., SERVO DETENT	123	3
SHIM AI, 70MM	92	5	SHIM L, 65MM	90	5	SLEEVE SET, SYNCHRONIZER	95	7
SHIM AJ, 65MM	91	5	SHIM L, 70MM	91	5		96	7
SHIM AJ, 70MM	92	5	SHIM L, 72MM	100	4	SLEEVE, RR. SHOCK ABSORBER		
SHIM AK, 65MM	91	5	SHIM L, 80MM	100	4	DUST COVER	213	9
SHIM AK, 70MM	92	5	SHIM M, 65MM	90	5	SNAP	303	25
SHIM AL, 65MM	91	5	SHIM M, 70MM	91	5		309	17
SHIM AL, 70MM	92	5	SHIM M, 72MM	100	4	SNAP, TAILGATE LOCK	315	35
SHIM AM, 65MM	91	5	SHIM M, 80MM	101	4	SOCKET	152	8
SHIM AM, 70MM	92	5	SHIM N, 65MM	90	5			9
SHIM AN, 65MM	91	5	SHIM N, 70MM	91	5	SOCKET ASSY., BULB	160	1
SHIM AN, 70MM	92	5	SHIM N, 72MM	100	4	SOCKET COMP.	148	12
SHIM AO, 65MM	91	5	SHIM N, 80MM	101	4		149	7
SHIM AO, 70MM	92	5	SHIM O, 65MM	90	5			12
SHIM A, 32MM	227	25	SHIM O, 70MM	91	5			13
SHIM A, 65MM	89	5	SHIM P, 65MM	90	5			2
SHIM A, 70MM	91	5	SHIM P, 70MM	91	5			4
SHIM A, 72MM	99	4	SHIM P, 72MM	100	4			5
SHIM A, 80MM	100	4	SHIM P, 80MM	101	4			2
SHIM B, 32MM	227	26	SHIM Q, 65MM	90	5			4
SHIM B, 65MM	89	5	SHIM Q, 70MM	91	5	SOCKET & CORD COMP.	148	2
SHIM B, 70MM	91	5	SHIM Q, 72MM	100	4			9
SHIM B, 72MM	99	4	SHIM Q, 80MM	101	4	SOLENOID ASSY., LOCK UP	102	6
SHIM B, 80MM	100	4	SHIM R, 65MM	90	5	SPACER	185	18
SHIM C, 32MM	227	27	SHIM R, 70MM	91	5	SPACER, FAN	139	14
SHIM C, 65MM	89	5	SHIM R, 72MM	100	4	SPACER, HORN	214	3
SHIM C, 70MM	91	5	SHIM R, 80MM	101	4	SPACER, PUMP SEAL	83	3
SHIM C, 72MM	99	4	SHIM SET	224	5	SPACER, RR. BUMPER SIDE	279	13
SHIM C, 80MM	100	4		317	7		281	9
SHIM D, 32MM	227	28	SHIM S, 65MM	90	5	SPACER, RR. WINDSHIELD	298	3
SHIM D, 65MM	89	5	SHIM S, 70MM	91	5	SPEAKER ASSY.	171	2
SHIM D, 70MM	91	5	SHIM S, 72MM	100	4			3
SHIM D, 72MM	99	4	SHIM S, 80MM	101	4			19
SHIM D, 80MM	100	4	SHIM T, 65MM	90	5	SPEEDOMETER ASSY.	161	15
SHIM E, 65MM	89	5	SHIM T, 70MM	91	5	SPRING ASSY., SELECT STOPPER ..	232	11
SHIM E, 70MM	91	5	SHIM U, 65MM	90	5	SPRING A, LOW ACCUMULATOR	104	17
SHIM E, 72MM	99	4	SHIM U, 70MM	91	5	SPRING A, L. BRAKE	182	11
SHIM E, 80MM	100	4	SHIM V, 65MM	90	5	SPRING A, R. BRAKE	182	10
SHIM F, 65MM	89	5	SHIM V, 70MM	91	5	SPRING B, ADJUSTING	184	11
SHIM F, 70MM	91	5	SHIM W, 65MM	90	5	SPRING B, BRAKE SHOE RETURN	182	12

PART NAME INDEX

Part name	Page	Ref.	Part name	Page	Ref.	Part name	Page	Ref.
SUPPORT COMP., L. RR. SHELF ..	290	16	TUBE A, BREATHER	60	6	[W]		
SUPPORT COMP., R. RR. SHELF ..	289	7	TUBE B, AIR INTAKE	130	13	WASHER	317	16
SWITCH ASSY., AIR CONDITIONER	174	20	TUBE B, BREATHER	60	7	WASHER A, STABILIZER	206	7
	176	14	TUBE COMP., FUEL JOINT	134	18	WASHER A, THRUST	230	4
SWITCH ASSY., BACK UP LIGHT ..	92	6	TUBE, 3.5X155	43	19	WASHER B, THRUST	230	5
SWITCH ASSY., COMBINATION	155	11	TUBE, 3.5X410	42	12	WASHER SET, THRUST	78	3
SWITCH ASSY., DOOR	156	17	TUBE, 4.5X125	93	16	WASHER, 23X8.3X3.2	53	8
SWITCH ASSY., HAZARD	157	2	TUBE, AIR INTAKE CONNECTING ..	130	15	WASHER, 26MM	95	11
	158	10	TUBE, AIR TRANSFER	221	2	WASHER, 26X45X3	109	9
SWITCH ASSY., HEATER FAN	174	16	TUBE, BREATHER	134	11	WASHER, 40X85X2	82	11
	176	11	TUBE, CANISTER DRAIN	138	53	WASHER, ACCELERATOR PEDAL	193	3
SWITCH ASSY., INHIBITER	232	3	TUBE, FILLER NECK	134	9	WASHER, BUMPER	279	20
SWITCH ASSY., LIGHTING	155	14	TUBE, FUEL PURGE	136	12		281	14
SWITCH ASSY., MAGNETIC	58	5		138	49	WASHER, CONICAL SPRING, 8MM ...	94	13
	59	4	TUBE, FUEL VENT	136	10		97	20
SWITCH ASSY., POWER WINDOW			TUBE, FUEL, 5.5X145	135	36	WASHER, DRAIN PLUG, 12MM	115	26
MASTER	250	1	TUBE, FUEL, 5.5X250	137	48		135	35
		2	TUBE, FUEL, 5.5X300	137	49	WASHER, DRAIN PLUG, 14MM	74	22
SWITCH ASSY., REED	160	12	TUBE, PCV	60	4		92	13
SWITCH ASSY., REMOTE CONTROL			TUBE, POWER STEERING SUCTION ..	228	7		103	18
MIRROR	158	16	TUBE, PURGE CONTROL SOLENOID ..	42	13	WASHER, DRAIN PLUG, 20MM	92	14
SWITCH ASSY., RR. DEFOGGER	157	1	TUBE, RESERVE TANK	140	4	WASHER, FR. BUMP STOP DAMPER ..	209	8
SWITCH ASSY., R. DOOR LOCK	302	3	TUBE, VINYL, 12X16X330	138	53	WASHER, FR. REBOUND STOP		
SWITCH ASSY., STOP	193	14	TUBE, VINYL, 4X7X170	170	12	DAMPER	209	12
SWITCH ASSY., THERMOSTAT	75	14	TUBE, VINYL, 4X7X660	170	13		212	1
SWITCH ASSY., WIPER	156	15	TUBE, VINYL, 4X7X670	170	14	WASHER, HEAD COVER	61	13
SWITCH COMP., STEERING	155	9	TUBE, VINYL, 8X12X240	138	52	WASHER, HUB UNIT	182	3
SWITCH, DUAL PRESSURE	322	10	TUNER ASSY., AUTO RADIO	173	2		184	3
SWITCH, OIL PRESSURE	73	9				WASHER, LINK	177	3
SWITCH, PARKING BRAKE	204	5	[U]			WASHER, LOCK	218	12
[T]			U-CLIP	183	30	WASHER, LOCK, 5MM	114	21
TAB	216	5	[V]			WASHER, LOCK, 6MM	104	20
TACHOMETER ASSY.	161	16					114	20
TANK COMP., FUEL	134	3	VALVE ASSY., EXPANSION	320	11		117	23
TANK COMP., POWER STEERING OIL	228	2	VALVE ASSY., PCV	60	3		118	22
TANK SET, WASHER	170	8	VALVE ASSY., PROPORTIONING	199	5		124	32
TANK, RESERVE	140	1		202	4		128	8
TAPE, L. FR. DOOR SASH	304	10	VALVE ASSY., PURGE CUT			WASHER, NYLON	262	2
TAPE, L. RR. DOOR SASH	311	10	SOLENOID	42	14		263	2
TAPE, R. FR. DOOR SASH	304	9	VALVE ASSY., SHUT	241	37	WASHER, PLAIN, 10MM	194	37
TAPE, R. RR. DOOR SASH	311	9	VALVE ASSY., SPOOL	64	10		220	26
TENSIONER SET, TIMING BELT ...	67	22	VALVE SET, ROTARY AIR CONTROL ..	42	2		222	18
THERMOSTAT ASSY.	75	5	VALVE SUB ASSY., SAFETY	317	2		261	23
THERMOSTAT, AIR CONDITIONER ..	321	21	VALVE SUB ASSY., STEERING	226	18		283	23
THERMO UNIT	75	13	VALVE, EX.	68	9		285	23
THROTTLE BODY ASSY.	42	8		70	8	WASHER, PLAIN, 12MM	282	20
TIRE	179	3	VALVE, FILLER NECK	134	7		284	20
TONGUE, L. SEATBELT OUTER	266	3	VALVE, IN.	68	8	WASHER, PLAIN, 5MM	119	30
TONGUE, R. RR. SEATBELT OUTER	266	5		70	7		128	11
TONGUE, R. SEATBELT OUTER	266	1	VALVE, RELIEF	71	6		135	34
TRANSMISSION ASSY.	87	1	VALVE, RIM	179	4		162	31
TRIM, FR. OPENING	249	17	VALVE, TWO WAY	134	2	WASHER, PLAIN, 6MM	105	32
TRIM, ROOF	245	7	VISOR ASSY., METER	161	20		149	16
TRIM, RR. OPENING	249	18	VISOR, METER INNER	239	7		231	25
TRIM, WHEEL	181	9	VOLUME, TEMPERATURE ROTARY ...	174	15		233	43
TUBE ASSY., MASTER POWER	196	12	VOLUME, TEMPERATURE SLIDE	176	10			
TUBE A, AIR INTAKE	130	11						

PART NAME INDEX

Part name	Page	Ref.	Part name	Page	Ref.	Part name	Page	Ref.
WASHER, PLAIN, 7MM	139	14	WEATHERSTRIP, FR. DOOR INNER ..	250	5			
	319	13	WEATHERSTRIP, L. FR. DOOR	305	16			
WASHER, PLAIN, 8MM	262	13	WEATHERSTRIP, L. RR. DOOR	312	19			
	263	13	WEATHERSTRIP, L. RR. DOOR					
	319	13	INNER	254	2			
WASHER, RR. SHOCK ABSORBER			WEATHERSTRIP, R. FR. DOOR	304	13			
MOUNTING	212	1	WEATHERSTRIP, R. RR. DOOR	311	15			
WASHER, SEALING, 12MM	137	35	WEATHERSTRIP, R. RR. DOOR					
WASHER, SEALING, 14MM	71	9	INNER	254	1			
WASHER, SEALING, 20MM	75	2	WEATHERSTRIP, TRUNK LID	315	15			
WASHER, SEALING, 28MM	74	17	WEIGHT, BALANCE	179	5			
WASHER, SEALING, 6MM	137	36		180	5			
	138	54			6			
WASHER, SIDE MOUNTING	283	21		181	6			
	284	21	WEIGHT, FR. BUMPER	279	9			
WASHER, SPECIAL	177	9		281	6			
WASHER, SPECIAL, 11X24	49	10	WHEELHOUSE COMP., L. FR.	287	16			
WASHER, SPECIAL, 9X24X4	46	16	WHEELHOUSE COMP., L. RR.	290	19			
	48	16	WHEELHOUSE COMP., R. FR.	287	13			
WASHER, SPLINE, 35X50X2.90 ...	113	14	WHEELHOUSE COMP., R. RR.	289	10			
WASHER, SPLINE, 35X50X2.95 ...	113	14	WHEELHOUSE SUB SET, L. FR.	286	9			
WASHER, SPLINE, 35X50X3.00 ...	112	14	WHEELHOUSE SUB SET, R. FR.	286	8			
WASHER, SPLINE, 35X50X3.05 ...	112	14	WHEEL, STEERING	215	5			
WASHER, SPLINE, 35X50X3.10 ...	112	14	WIRE ASSY., HOOD	295	7			
WASHER, SPLINE, 35X50X3.15 ...	112	14	WIRE A, L. PARKING BRAKE	204	12			
WASHER, SPLINE, 35X50X3.20 ...	113	14		205	13			
WASHER, SPLINE, 35X50X3.25 ...	113	14	WIRE A, R. PARKING BRAKE	204	8			
WASHER, SPLINE, 35X50X3.30 ...	113	14			9			
WASHER, SPLINE, 35X50X3.35 ...	113	14	WIRE COMP., CLUTCH	193	13			
WASHER, SPLINE, 35X50X3.40 ...	113	14	WIRE, CONTROL	233	25			
WASHER, SPRING, 10MM	186	40	WIRE, THROTTLE	193	9			
WASHER, SPRING, 22MM	96	9	WRENCH, WHEEL	276	1			
WASHER, SPRING, 36MM	95	10						
WASHER, SPRING, 8MM	169	24	[Y]					
	196	32	YOKE COMP.	58	12			
WASHER, THRUST	81	20		59	5			
WASHER, THRUST, 14MM	117	25	YOKE, PUSH ROD	195	5			
	118	24						
WASHER, THRUST, 23X42X2.5	109	10						
WASHER, THRUST, 23X48.5X2.5 ..	109	10						
WASHER, THRUST, 26X53X4.5	109	8						
WASHER, THRUST, 28X40X1.5	109	7						
WASHER, THRUST, 36.5X51X3.50 -	109	11						
WASHER, THRUST, 36.5X51X3.55 -	109	11						
WASHER, THRUST, 36.5X51X3.60 -	109	11						
WASHER, THRUST, 36.5X51X3.65 -	109	11						
WASHER, THRUST, 36.5X51X3.70 -	109	11						
WASHER, THRUST, 36.5X51X3.75 -	109	11						
WASHER, THRUST, 36.5X51X3.80 -	109	11						
WASHER, THRUST, 36.5X51X3.85 -	109	11						
WASHER, THRUST, 36.5X51X3.90 -	110	11						
WASHER, THRUST, 36.5X51X3.95 -	110	11						
WASHER, TIE ROD LOCK	219	18						
	222	11						
	225	12						
WASHER, WAVE	183	33						
	227	21						
WASHER, WAVE, 10MM	261	20						
WASHER, WHEEL NUT	181	11						

1

**FOREWORD
INDEX**

2

ENGINE

3

TRANSMISSION

4

**ELECTRICAL EQUIPMENTS
EXHAUST
HEATER**

5

**STEERING BRAKE
SUSPENSION**

6

UPHOLSTERY

7

**BODY PARTS
ACCESORIES**

8

**PARTS NUMBER INDEX
PARTS NAME INDEX**

HONDA
The Power of Dreams



PARTS CATALOGUE NEWS

Honda Motor Co., Ltd. Service Division

PARTS CATALOGUE - CORRECTED

Printed in Japan

CODE NO.	18SX80E4
PARTS CATALOGUE NEWS	CITY 3A2/3A3 [THAILAND] TYPE
NEWS NO.	008

Block No.	Ref. No.	Note	Part No.	Description	Reqd. QTY								Serial No.	Parts catalogue code
					1996		1998		1999		2001			
					MT	AT	MT	AT	MT	AT	MT	AT		
B-34	3	T	54102-SH3-003ZC	KNOB COMP., CHANGE LEVER *NH1L*.....BLACK	1	-	1	-	1	-	-	-		
		D	54102-SH3-003ZG	KNOB COMP., CHANGE LEVER (5MT) *NH167L*.....GRAPHITE BLACK	-	-	-	-	-	-	1	-		

NOTE A:PART NO.CHANGE D:NEWLY PROVIDED E:PART NO.DELETION K:REQUIRED NO.CORRECTION L:APPLICATION SERIAL NO.CORRECTION
T:APPLICATION CORRECTION Z:REMARKS CHANGE



PARTS CATALOGUE NEWS

Honda Motor Co., Ltd. Service Division

PARTS CATALOGUE - CORRECTED

Printed in Japan

CODE NO.	18SX80E4
PARTS CATALOGUE NEWS	CITY 3A2/3A3 [THAILAND] TYPE
NEWS NO.	009

Block No.	Ref. No.	Note	Part No.	Description	Reqd. QTY								Serial No.	Parts catalogue code	
					1996		1998		1999		2001				
					MT	AT	MT	AT	MT	AT	MT	AT			
B-32	1	T	53200-SX8-T81	COLUMN ASSY., STEERING	-	-	1	1	-	1	-	-	-----	-----	T10D, T11C, T11D, T5C, T6D, T9C
		D	53200-SX8-T82	-	-	-	-	-	-	-	1	-----	-----	T11C, T11D

NOTE A:PART NO.CHANGE D:NEWLY PROVIDED E:PART NO.DELETION K:REQUIRED NO.CORRECTION L:APPLICATION SERIAL NO.CORRECTION
T:APPLICATION CORRECTION Z:REMARKS CHANGE

January 27, 2002



PARTS CATALOGUE NEWS

Honda Motor Co., Ltd. Service Division

PARTS CATALOGUE - CORRECTED

Printed in Japan

CODE NO.	18SX80E4
PARTS CATALOGUE NEWS	CITY 3A2/3A3 [THAILAND] TYPE
NEWS NO.	010

Block No.	Ref. No.	Note	Part No.	Description	Reqd. QTY								Serial No.	Parts catalogue code	
					1996		1998		1999		2001				
					MT	AT	MT	AT	MT	AT	MT	AT			
E-5-10	8	E	30500-PZA-J01	*PARTS NO. DELETION											
		D	30500-P2A-J01	COIL ASSY., IGNITION (HITACHI)	1	1	1	1	-	-	-	-			
					-	-	-	-	1	1	1	1	-----	-----	T2A, T4B, T8B

NOTE A:PART NO.CHANGE D:NEWLY PROVIDED E:PART NO.DELETION K:REQUIRED NO.CORRECTION L:APPLICATION SERIAL NO.CORRECTION
T:APPLICATION CORRECTION Z:REMARKS CHANGE

March 31, 2002



PARTS CATALOGUE NEWS

Honda Motor Co., Ltd. Service Division

PARTS CATALOGUE - CORRECTED

Printed in Japan

CODE NO.	18SX80E4
PARTS CATALOGUE NEWS	CITY 3A2/3A3 [THAILAND] TYPE
NEWS NO.	011

Block No.	Ref. No.	Note	Part No.	Description	Reqd. QTY								Serial No.	Parts catalogue code	
					1996		1998		1999		2001				
					MT	AT	MT	AT	MT	AT	MT	AT			
M-1	4	T	91002-PL3-A04	BEARING, BALL, 6205UC/26(NTN)	1	-	1	-	-	-	-	-	-	-	
		T	91002-PHR-003	BEARING, BALL, 26X52X15	-	-	-	-	1	-	1	-	-----	-----	T2A, T4B, T8B
M-5	13	T	91006-PL3-A03	BEARING, BALL, 25X52X15 (6205UC/25) (NTN)	1	-	1	-	-	-	-	-	-	-	
					-	-	-	-	-	-	1	-	-----	-----	T2A, T4B, T8B
		D	91006-PHR-003	BEARING, SPECIAL BALL, 6205 ..	-	-	-	-	1	-	-	-	-----	-----	T2A, T8B

NOTE A:PART NO.CHANGE D:NEWLY PROVIDED E:PART NO.DELETION K:REQUIRED NO.CORRECTION L:APPLICATION SERIAL NO.CORRECTION
T:APPLICATION CORRECTION Z:REMARKS CHANGE



PARTS CATALOGUE NEWS

Honda Motor Co., Ltd. Service Division

Printed in Japan

CODE NO.	18SX80E4
PARTS CATALOGUE NEWS	CITY 3A2/3A3 [THAILAND] TYPE
NEWS NO.	012

CITY SPECIAL EDITION (LXi and EXi) TYPE ARE NEWLY MARKETED

1. This Parts Catalogue News lists CITY (LXi and EXi) types parts exclusively.
2. This Parts Catalogue News is based on Model year CITY (2001Model LXi and EXi) of the Parts Catalogue. (18SX80E4)
3. All other parts not listed in this Parts Catalogue News are the same as Parts Catalogue Code. (2001Model T4B and T8B)
4. The contents of this Parts Catalogue News will be listed in the next revised edition.

Models, area codes and initial serial numbers

Model year	Body	Displacement	Applicable area code	Grade	Parts catalogue code	Shift type	Frame number	Engine number	Transmission number
2001	4D	1500 SOHC	TH	LXi (SPECIAL EDITION)	T4B*	MT	MRH3A35401P400001~	B15B91P00001~	PP3T-5100001~
						AT	MRH3A36401P400001~		S4MA-6000001~
				EXi (SPECIAL EDITION)	T8B*	MT	MRH3A35501P400001~		PP3T-5100001~
						AT	MRH3A36501P400001~		S4MA-6000001~

Special features

Equipment
<ul style="list-style-type: none"> • Colored door mirror • Colored side protector • Colored rear license garnish (LXi) • 14inch tire (EXi) • Aluminum wheel (EXi) • Power windows (LXi) • Power door locks (LXi)

PARTS CATALOGUE NEWS

BOOKNo.:18SX80E4

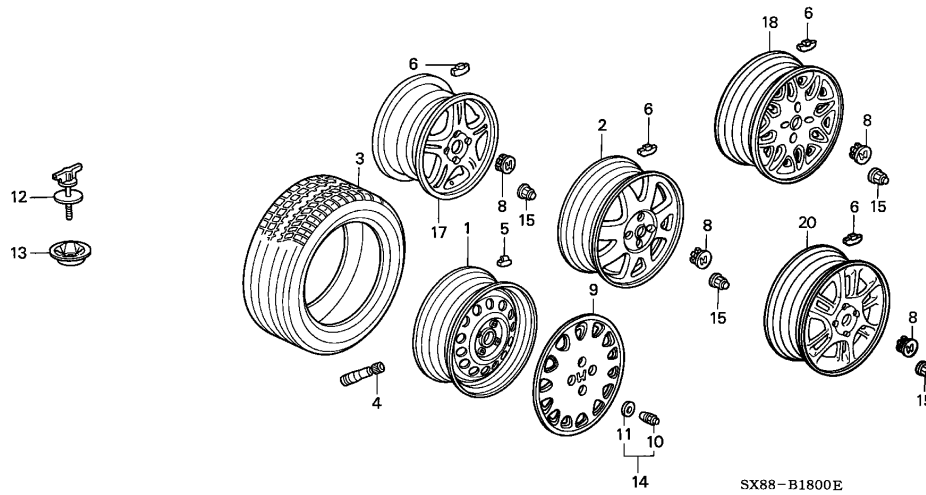
Block No.	Ref. No.	Part No.	Description	Reqd.QTY								Base Part No.	Parts catalogue code
				1996		1998		1999		2001			
				MT	AT	MT	AT	MT	AT	MT	AT		
E-14	24	95701-06014-08	BOLT, FLANGE, 6X14	-	-	-	-	-	-	2	2	95701-06016-08	
M-5	13	91006-PHR-003	BEARING, SPECIAL BALL, 6205 ..	-	-	-	-	-	-	1	-	91006-PL3-A03	
ATM-5	26	91031-PTD-901	BEARING, THRUST NEEDLE, 39X54X2(NTN)	-	-	-	-	-	-	-	1	91031-PC9-003	
ATM-6	19	91014-PTD-901	BEARING, THRUST NEEDLE, 35X52X2	-	-	-	-	-	-	-	1	91014-PA9-003	
	23	91031-PTD-901	BEARING, THRUST NEEDLE, 39X54X2(NTN)	-	-	-	-	-	-	-	1	91031-PC9-003	
ATM-8-1	9		SEAT, VALVE SPRING, 1.0MM	-	-	-	-	-	-	-	0	27263-PA9-000	
ATM-8-10	15	95701-06085-08	BOLT, FLANGE, 6X85	-	-	-	-	-	-	-	1	95701-06090-08	
ATM-8-31	30	95701-06020-08	BOLT, FLANGE, 6X20	-	-	-	-	-	-	-	5	95701-06020-08	
B-6	14	92101-06008-0H	BOLT, HEX., 6X8	-	-	-	-	-	-	1	1	92000-06008-08	
B-7	1	32100-SX8-T30	HARNESS, CABIN WIRE	-	-	-	-	-	-	1	-	32100-SX8-T22	T4B*
		32100-SX8-T80	-	-	-	-	-	-	-	1	32100-SX8-T90	T4B*
	2	32108-SX8-T30	HARNESS, RR. WIRE	-	-	-	-	-	-	1	1	32108-SX8-T02	T4B*
	7	32751-SX8-T30	HARNESS, DRIVER DOOR WIRE	-	-	-	-	-	-	1	1	32751-SX8-T20	T4B*
	8	32752-SX8-T30	HARNESS, PASSENGER DOOR WIRE .	-	-	-	-	-	-	1	1		T4B*
	9	32755-SX8-P00	HARNESS, RR. DOOR WIRE	-	-	-	-	-	-	2	2		T4B*
B-7-10	21		GROMMET, RR. DOOR HOLE (BLACK)	-	-	-	-	-	-	0	0	91614-SE7-000	T4B*
B-9-1	21	74890-SX8-T20ZE	GARNISH ASSY., RR. LICENSE *T99*.....UNPAINTED	-	-	-	-	-	-	1	1	74890-SX8-T30ZA	T4B*
	26	93901-24320	SCREW, TAPPING, 4X12	-	-	-	-	-	-	4	4	93901-24320	T8B*
B-11	6	35108-SE3-003	HOLDER, COLUMN	-	-	-	-	-	-	1	1		
	22		SCREW, TAPPING, 3X16	-	-	-	-	-	-	0	0	93901-32420	T8B*
B-12-10	15	78115-SX8-T42	SPEEDOMETER ASSY.	-	-	-	-	-	-	1	1	78115-SX8-T22	T8B*
B-13	6	38231-S04-961	FUSE, BLOCK (40A)	-	-	-	-	-	-	2	2	38231-S04-961	T4B*

PARTS CATALOGUE NEWS

BOOKNo.:18SX80E4

Block No.	Ref. No.	Part No.	Description	Reqd.QTY								Base Part No.	Parts catalogue code
				1996		1998		1999		2001			
				MT	AT	MT	AT	MT	AT	MT	AT		
	7	38250-SX8-T01	BOX ASSY., MAIN FUSE	-	-	-	-	-	-	1	1	38250-SX8-T11	T4B*
B-13-10	13	38380-SX8-T02	CONTROL UNIT, AUTO DOOR LOCK .	-	-	-	-	-	-	1	1		T4B*
	14	38381-SX8-T00	BRACKET, DOOR LOCK UNIT	-	-	-	-	-	-	1	1		T4B*
	26	95701-06016-08	BOLT, FLANGE, 6X16	-	-	-	-	-	-	1	1	95701-06012-08	T8B*
	27	95701-06045-08	BOLT, FLANGE, 6X45	-	-	-	-	-	-	2	2		T8B*
	33		BOLT, FLANGE, 6X12	-	-	-	-	-	-	0	0	95701-06012-08	T8B*
B-17-10	11	93901-24320	SCREW, TAPPING, 4X12	-	-	-	-	-	-	2	2	93901-24320	

B-18 TIRE/WHEEL DISKS



B-18	1		DISK, WHEEL (13X5J)(TOPY) (BLACK)	-	-	-	-	-	-	0	0	42700-SH4-K00	T8B*
	3	42751-SX8-T31	TIRE (185/60R14 82V) (BRIDGESTONE)	-	-	-	-	-	-	5	5	42751-SX8-T21	T8B*
	5		WEIGHT, BALANCE (10G)(YAMATE)	-	-	-	-	-	-	0	0	44721-SB2-003	T8B*
			WEIGHT, BALANCE (20G)(YAMATE)	-	-	-	-	-	-	0	0	44722-SB2-003	T8B*

PARTS CATALOGUE NEWS

BOOKNo.: 18SX80E4

Block No.	Ref. No.	Part No.	Description	Reqd.QTY								Base Part No.	Parts catalogue code
				1996		1998		1999		2001			
				MT	AT	MT	AT	MT	AT	MT	AT		
			WEIGHT, BALANCE (30G) (YAMATE)	-	-	-	-	-	-	0	0	44723-SB2-003	T8B*
			WEIGHT, BALANCE (40G) (YAMATE)	-	-	-	-	-	-	0	0	44724-SB2-003	T8B*
			WEIGHT, BALANCE (50G) (YAMATE)	-	-	-	-	-	-	0	0	44725-SB2-003	T8B*
			WEIGHT, BALANCE (5G) (YAMATE)	-	-	-	-	-	-	0	0	44726-SB2-003	T8B*
			WEIGHT, BALANCE (15G) (YAMATE)	-	-	-	-	-	-	0	0	44727-SB2-003	T8B*
			WEIGHT, BALANCE (25G) (YAMATE)	-	-	-	-	-	-	0	0	44728-SB2-003	T8B*
			WEIGHT, BALANCE (35G) (YAMATE)	-	-	-	-	-	-	0	0	44729-SB2-003	T8B*
			WEIGHT, BALANCE (45G) (YAMATE)	-	-	-	-	-	-	0	0	44730-SB2-013	T8B*
	6	44721-SF1-A01	WEIGHT, BALANCE (10G) (YAMATE)	-	-	-	-	-	-	N	N		T8B*
		44721-SM1-A01	WEIGHT, BALANCE (10G) (B.T.C.)	-	-	-	-	-	-	N	N		T8B*
		44722-SF1-A01	WEIGHT, BALANCE (20G) (YAMATE)	-	-	-	-	-	-	N	N		T8B*
		44722-SM1-A01	WEIGHT, BALANCE (20G) (B.T.C.)	-	-	-	-	-	-	N	N		T8B*
		44723-SF1-A01	WEIGHT, BALANCE (30G) (YAMATE)	-	-	-	-	-	-	N	N		T8B*
		44723-SM1-A01	WEIGHT, BALANCE (30G) (B.T.C.)	-	-	-	-	-	-	N	N		T8B*
		44724-SF1-A01	WEIGHT, BALANCE (40G) (YAMATE)	-	-	-	-	-	-	N	N		T8B*
		44724-SM1-A01	WEIGHT, BALANCE (40G) (B.T.C.)	-	-	-	-	-	-	N	N		T8B*
		44726-SF1-A01	WEIGHT, BALANCE (5G) (YAMATE)	-	-	-	-	-	-	N	N		T8B*
		44726-SM1-A01	WEIGHT, BALANCE (5G) (B.T.C.)	-	-	-	-	-	-	N	N		T8B*
		44727-SF1-A01	WEIGHT, BALANCE (15G) (YAMATE)	-	-	-	-	-	-	N	N		T8B*
		44727-SM1-A01	WEIGHT, BALANCE (15G) (B.T.C.)	-	-	-	-	-	-	N	N		T8B*
		44728-SF1-A01	WEIGHT, BALANCE (25G) (YAMATE)	-	-	-	-	-	-	N	N		T8B*
		44728-SM1-A01	WEIGHT, BALANCE (25G) (B.T.C.)	-	-	-	-	-	-	N	N		T8B*
		44729-SF1-A01	WEIGHT, BALANCE (35G) (YAMATE)	-	-	-	-	-	-	N	N		T8B*
		44729-SM1-A01	WEIGHT, BALANCE (35G) (B.T.C.)	-	-	-	-	-	-	N	N		T8B*

PARTS CATALOGUE NEWS

BOOKNo.:18SX80E4

Block No.	Ref. No.	Part No.	Description	Reqd.QTY								Base Part No.	Parts catalogue code
				1996		1998		1999		2001			
				MT	AT	MT	AT	MT	AT	MT	AT		
		44730-SF1-A01	WEIGHT, BALANCE (45G)(YAMATE)	-	-	-	-	-	-	N	N		T8B*
		44730-SM1-A01	WEIGHT, BALANCE (45G)(B.T.C.)	-	-	-	-	-	-	N	N		T8B*
	8	44732-S5H-T00	CAP, ALUMINIUM WHEEL CENTER ..	-	-	-	-	-	-	4	4		T8B*
	9		TRIM, WHEEL (13")	-	-	-	-	-	-	0	0	44733-SX8-T50	T8B*
	10		NUT, WHEEL (FUSE RASHI)	-	-	-	-	-	-	0	0	44736-SA0-981	T8B*
	11		WASHER, WHEEL NUT (FUSE RASHI)	-	-	-	-	-	-	0	0	44737-SA0-981	T8B*
	12	74654-SE0-A00	BOLT, ANCHOR	-	-	-	-	-	-	1	1	74654-SD5-000	T8B*
	14		NUT COMP., WHEEL (FUSE RASHI)	-	-	-	-	-	-	0	0	90304-SA0-981	T8B*
	15	90304-SA5-013	NUT, WHEEL (CHROME PLATED) (FUSE RASHI)	-	-	-	-	-	-	16	16		T8B*
	20	42700-SX8-T50	DISK, ALUMINIUM WHEEL (14X5 1/2JJ)	-	-	-	-	-	-	5	5		T8B*
B-36-10	15	95550-07000	PLUG, BLIND, 7MM	-	-	-	-	-	-	2	2	95550-07000	T4B*
B-39-10	2	35750-S04-901ZA	SWITCH ASSY., POWER WINDOW MASTER *NH167L*.....GRAPHITE BLACK	-	-	-	-	-	-	1	1		T4B*
	4	35770-S04-003ZD	SUB SWITCH ASSY., L. POWER WINDOW *NH167L*.....GRAPHITE BLACK	-	-	-	-	-	-	1	1		T4B*
	6		POCKET, DOOR PULL *NH264L*.....CLASSY GRAY	-	-	-	-	-	-	0	0	83501-SR4-000ZH	T4B*
	8		BRACKET, DOOR PULL POCKET	-	-	-	-	-	-	0	0	83508-SH4-000	T4B*
	10	83508-SX8-T20	BRACKET ASSY., R. FR. DOOR GRIP	-	-	-	-	-	-	1	1		T4B*
	11	83533-SX8-T90ZA	LINING SET, R. FR. DOOR *NH361L*.....CF GRAY	-	-	-	-	-	-	1	1	83533-SX8-T80ZA	T8B*
		83533-SX8-T90ZA	*NH361L*.....CF GRAY	-	-	-	-	-	-	1	1	83533-SX8-Y00ZB	T4B*
		83533-SX8-T90ZB	*YR169L*.....MILD BEIGE	-	-	-	-	-	-	1	1	83533-SX8-T80ZB	T8B*

PARTS CATALOGUE NEWS

BOOKNo.: 18SX80E4

Block No.	Ref. No.	Part No.	Description	Reqd. QTY								Base Part No.	Parts catalogue code
				1996		1998		1999		2001			
				MT	AT	MT	AT	MT	AT	MT	AT		
	12	83541-SX8-T20ZA	BASE, R. DOOR GRIP *NH264L*.....CLASSY GRAY	-	-	-	-	-	-	1	1		T4B*
	13	83542-SX8-T20ZA	COVER, R. DOOR GRIP *NH264L*.....CLASSY GRAY	-	-	-	-	-	-	1	1		T4B*
	14	83543-SX8-T70ZB	PANEL, R. POWER WINDOW MASTER SWITCH *NH167L*.....GRAPHITE BLACK	-	-	-	-	-	-	1	1		T4B*
	16	83558-SX8-T20	BRACKET ASSY., L. FR. DOOR GRIP	-	-	-	-	-	-	1	1		T4B*
	17	83583-SX8-T90ZA	LINING SET, L. FR. DOOR *NH361L*.....CF GRAY	-	-	-	-	-	-	1	1	83583-SX8-T80ZA	T8B*
		83583-SX8-T90ZA	*NH361L*.....CF GRAY	-	-	-	-	-	-	1	1	83583-SX8-Y00ZB	T4B*
		83583-SX8-T90ZB	*YR169L*.....MILD BEIGE	-	-	-	-	-	-	1	1	83583-SX8-T80ZB	T8B*
	18	83591-SX8-T20ZA	BASE, L. DOOR GRIP *NH264L*.....CLASSY GRAY	-	-	-	-	-	-	1	1		T4B*
	19	83592-SX8-T20ZA	COVER, L. DOOR GRIP *NH264L*.....CLASSY GRAY	-	-	-	-	-	-	1	1		T4B*
	20	83593-SX8-T70ZB	PANEL, L. POWER WINDOW SUB SWITCH *NH167L*.....GRAPHITE BLACK	-	-	-	-	-	-	1	1		T4B*
	21	90131-SE3-003	SCREW, TAPPING, 4X16	-	-	-	-	-	-	2	2		T4B*
	24	90662-SB2-003	GROMMET, SCREW, 5MM	-	-	-	-	-	-	8	8	90662-SB2-003	T4B*
	28		GROMMET, SCREW, 4MM	-	-	-	-	-	-	0	0	91660-SH4-000	T4B*
	29	93901-22420	SCREW, TAPPING, 3X16 (RIGHT HAND SIDE)	-	-	-	-	-	-	3	3		T4B*
	30	93901-32320	SCREW, TAPPING, 3X12 (LEFT HAND SIDE)	-	-	-	-	-	-	2	2		T4B*
	31		SCREW, TAPPING, 4X16	-	-	-	-	-	-	0	0	93903-44480	T4B*
	33	93903-45320	SCREW, TAPPING, 5X16	-	-	-	-	-	-	4	4		T4B*
	36	93913-24220	SCREW, TAPPING, 4X12	-	-	-	-	-	-	2	2	93913-24220	T8B*

PARTS CATALOGUE NEWS

BOOKNo.:18SX80E4

Block No.	Ref. No.	Part No.	Description	Reqd.QTY								Base Part No.	Parts catalogue code
				1996		1998		1999		2001			
				MT	AT	MT	AT	MT	AT	MT	AT		
	37	90132-SS0-000	SCREW, TAPPING, 4X10(PO)	-	-	-	-	-	-	2	2		T4B*
	38		HOLDER, R. MULTI *NH361L*.....CF GRAY	-	-	-	-	-	-	0	0	83503-SX8-000ZB	T8B*
			YR169L.....MILD BEIGE	-	-	-	-	-	-	0	0	83503-SX8-000ZC	T8B*
	39		HOLDER, L. MULTI *NH361L*.....CF GRAY	-	-	-	-	-	-	0	0	83553-SX8-000ZB	T8B*
			YR169L.....MILD BEIGE	-	-	-	-	-	-	0	0	83553-SX8-000ZC	T8B*
B-39-20	4		BRACKET, DOOR PULL POCKET	-	-	-	-	-	-	0	0	83508-SH4-000	T4B*
	6	83700-SX8-T80ZA	LINING, R. RR. DOOR *NH361L*.....CF GRAY	-	-	-	-	-	-	1	1	83700-SX8-Y00ZB	T4B*
	7	83708-SX8-T20	BRACKET, RR. PULL POCKET	-	-	-	-	-	-	2	2		T4B*
	8	83750-SX8-T80ZA	LINING, L. RR. DOOR *NH361L*.....CF GRAY	-	-	-	-	-	-	1	1	83750-SX8-Y00ZB	T4B*
B-42	3	42760-SX8-T40	PLATE, TIRE PRESSURE CAUTION (DRIVER SIDE)	-	-	-	-	-	-	1	1	42760-SX8-T30	T8B*
B-42-11	1	75301-SX8-T10ZA	PROTECTOR COMP., R. FR. FENDER *T99*.....UNPAINTED	-	-	-	-	-	-	1	1	75301-SX8-T00	
	2	75302-SX8-T10ZA	PROTECTOR COMP., R. FR. DOOR *T99*.....UNPAINTED	-	-	-	-	-	-	1	1	75302-SX8-T00	
	3	75303-SX8-T10ZA	PROTECTOR COMP., R. RR. DOOR *T99*.....UNPAINTED	-	-	-	-	-	-	1	1	75303-SX8-T00	
	4	75321-SX8-T10ZA	PROTECTOR COMP., L. FR. FENDER *T99*.....UNPAINTED	-	-	-	-	-	-	1	1	75321-SX8-T00	
	5	75322-SX8-T10ZA	PROTECTOR COMP., L. FR. DOOR *T99*.....UNPAINTED	-	-	-	-	-	-	1	1	75322-SX8-T00	
	6	75323-SX8-T10ZA	PROTECTOR COMP., L. RR. DOOR *T99*.....UNPAINTED	-	-	-	-	-	-	1	1	75323-SX8-T00	
B-43	1	76200-SX8-T11ZG	MIRROR ASSY., R. DOOR *T99*.....UNPAINTED	-	-	-	-	-	-	1	1	76200-SX8-T04	T4B*
	2	76201-SX8-T21ZA	HOUSING SET, R. *T99*.....UNPAINTED	-	-	-	-	-	-	1	1	76201-SX8-T04	T4B*

PARTS CATALOGUE NEWS

BOOKNo.:18SX80E4

Block No.	Ref. No.	Part No.	Description	Reqd.QTY								Base Part No.	Parts catalogue code
				1996		1998		1999		2001			
				MT	AT	MT	AT	MT	AT	MT	AT		
	9	76250-SX8-T11ZG	MIRROR ASSY., L. DOOR *T99*.....UNPAINTED	-	-	-	-	-	-	1	1	76250-SX8-T04	T4B*
	10	76251-SX8-T21ZA	HOUSING SET, L. *T99*.....UNPAINTED	-	-	-	-	-	-	1	1	76251-SX8-T04	T4B*
B-53	1		REGULATOR, R. FR. DOOR (MANUAL)	-	-	-	-	-	-	0	0	72210-SH4-003	T4B*
	2	72211-SX8-003	REGULATOR, R. FR. DOOR (POWER)	-	-	-	-	-	-	1	1		T4B*
	3		SPRING, SPIRAL	-	-	-	-	-	-	0	0	72212-SH3-003	T4B*
	4	72215-SX8-T03	MOTOR ASSY., R. FR. DOOR POWER WINDOW	-	-	-	-	-	-	1	1		T4B*
	5		HANDLE ASSY., REGULATOR *NH361L*.....CF GRAY	-	-	-	-	-	-	0	0	72220-SX8-000ZB	T4B*
	9		REGULATOR, L. FR. DOOR (MANUAL)	-	-	-	-	-	-	0	0	72250-SH4-003	T4B*
	10	72251-SX8-003	REGULATOR, L. FR. DOOR (POWER)	-	-	-	-	-	-	1	1		T4B*
	11	72255-SX8-T03	MOTOR ASSY., L. FR. DOOR POWER WINDOW	-	-	-	-	-	-	1	1		T4B*
	15		SEAL, DOOR	-	-	-	-	-	-	0	0	72322-SX8-000	T4B*
	18		PIN, WINDOW REGULATOR HANDLE .	-	-	-	-	-	-	0	0	75342-679-000	T4B*
	19		ESCUTCHEON, REGULATOR HANDLE *NH361L*.....CF GRAY	-	-	-	-	-	-	0	0	75343-SB3-000YQ	T4B*
	22	90120-SE3-003	BOLT, FLANGE, 6X12	-	-	-	-	-	-	6	6		T4B*
B-53-10	3	72116-SX8-003	SWITCH ASSY., R. DOOR LOCK ...	-	-	-	-	-	-	1	1		T4B*
	13	72140-SX8-T11ZG	HANDLE ASSY., R. FR. DOOR OUTSIDE *T99*.....UNPAINTED	-	-	-	-	-	-	1	1	72140-SX8-T01	T4B*
	17	72155-SX8-003	ACTUATOR ASSY., L. FR. DOOR LOCK	-	-	-	-	-	-	1	1		T4B*
	24	72180-SX8-T11ZG	HANDLE ASSY., L. FR. DOOR OUTSIDE *T99*.....UNPAINTED	-	-	-	-	-	-	1	1	72180-SX8-T01	T4B*

PARTS CATALOGUE NEWS

BOOKNo.:18SX80E4

Block No.	Ref. No.	Part No.	Description	Reqd.QTY								Base Part No.	Parts catalogue code
				1996		1998		1999		2001			
				MT	AT	MT	AT	MT	AT	MT	AT		
	30	90101-SR4-003	SCREW, 3X10	-	-	-	-	-	-	2	2		T4B*
	31	90101-SX8-003	SCREW (3X16)	-	-	-	-	-	-	3	3		T4B*
	35	91540-SV4-003	CLIP, HARNESS BAND (NATURAL) (145.2MM)	-	-	-	-	-	-	2	2		T4B*
B-53-20	14	72321-SX8-T00	SEAL, R. FR. DOOR HOLE	-	-	-	-	-	-	1	1	72321-SX8-000	T4B*
	17	72361-SX8-P00	SEAL, L. FR. DOOR HOLE	-	-	-	-	-	-	1	1	72321-SX8-000	T4B*
B-54	1		HANDLE ASSY., REGULATOR *NH361L*.....CF GRAY	-	-	-	-	-	-	0	0	72220-SX8-000ZB	T4B*
	2		REGULATOR, R. RR. DOOR	-	-	-	-	-	-	0	0	72710-SH4-003	T4B*
	3	72710-SX8-T01	REGULATOR ASSY., R. RR. DOOR (POWER)	-	-	-	-	-	-	1	1		T4B*
	4		GUIDE, R. CABLE	-	-	-	-	-	-	0	0	72717-SH4-003	T4B*
	8		REGULATOR, L. RR. DOOR	-	-	-	-	-	-	0	0	72750-SH4-003	T4B*
	9	72750-SX8-T01	REGULATOR ASSY., L. RR. DOOR (POWER)	-	-	-	-	-	-	1	1		T4B*
	10		GUIDE, L. CABLE	-	-	-	-	-	-	0	0	72757-SH4-003	T4B*
	19		PIN, WINDOW REGULATOR HANDLE .	-	-	-	-	-	-	0	0	75342-679-000	T4B*
	20		ESCUTCHEON, REGULATOR HANDLE *NH361L*.....CF GRAY	-	-	-	-	-	-	0	0	75343-SB3-000YQ	T4B*
	22		JOINT, R.	-	-	-	-	-	-	0	0	76311-SE7-961	T4B*
	23	76311-SE7-961	JOINT, R. (LEFT HAND SIDE)	-	-	-	-	-	-	1	1		T4B*
	24		JOINT, L.	-	-	-	-	-	-	0	0	76321-SE7-961	T4B*
	25	76321-SE7-961	JOINT, L. (RIGHT HAND SIDE)	-	-	-	-	-	-	1	1		T4B*
	31		BOLT, FLANGE, 6X12	-	-	-	-	-	-	0	0	95701-06012-18	T8B*
B-54-10	1	35765-SH3-013	SUB SWITCH COMP., POWER WINDOW	-	-	-	-	-	-	2	2		T4B*

PARTS CATALOGUE NEWS

BOOKNo.:18SX80E4

Block No.	Ref. No.	Part No.	Description	Reqd.QTY								Base Part No.	Parts catalogue code
				1996		1998		1999		2001			
				MT	AT	MT	AT	MT	AT	MT	AT		
	3		HANDLE ASSY., R. INSIDE *NH264L*.....CLASSY GRAY	-	-	-	-	-	-	0	0	75510-SB4-023ZM	T4B*
	4	72120-SH4-A21ZK	HANDLE ASSY., R. INSIDE (P.W.) *NH264L*.....CLASSY GRAY	-	-	-	-	-	-	1	1		T4B*
	5		CASE, R. INSIDE HANDLE *NH264L*.....CLASSY GRAY	-	-	-	-	-	-	0	0	72125-SH4-A11ZH	T4B*
	6	72125-SH4-A22ZG	CASE COMP., R. INSIDE HANDLE (P.W.) *NH264L*.....CLASSY GRAY	-	-	-	-	-	-	1	1		T4B*
	9		HANDLE ASSY., L. INSIDE *NH264L*.....CLASSY GRAY	-	-	-	-	-	-	0	0	75520-SB4-023ZM	T4B*
	10	72160-SH4-A21ZG	HANDLE ASSY., L. INSIDE (P.W.) *NH264L*.....CLASSY GRAY	-	-	-	-	-	-	1	1		T4B*
	11		CASE, L. INSIDE HANDLE *NH264L*.....CLASSY GRAY	-	-	-	-	-	-	0	0	72165-SH4-A11ZH	T4B*
	12	72165-SH4-A22ZG	CASE COMP., L. INSIDE HANDLE (MITSUI KINZOKU) *NH264L*.....CLASSY GRAY	-	-	-	-	-	-	1	1		T4B*
	15	72610-SH4-A01	LOCK ASSY., R. RR. DOOR (MITSUI KINZOKU)	-	-	-	-	-	-	1	1	72610-SX8-P20	T4B*
	16	72615-SX8-003	ACTUATOR ASSY., R. RR. DOOR LOCK	-	-	-	-	-	-	1	1		T4B*
	17		SNAP (NATURAL)	-	-	-	-	-	-	0	0	72616-SM4-003	T4B*
	22	72640-SX8-T11ZG	HANDLE ASSY., RR. DOOR OUTSIDE *T99*.....UNPAINTED	-	-	-	-	-	-	2	2	72640-SX8-T01	T4B*
	23	72650-SH4-A01	LOCK ASSY., L. RR. DOOR (MITSUI KINZOKU)	-	-	-	-	-	-	1	1	72650-SX8-P20	T4B*
	24	72655-SX8-003	ACTUATOR ASSY., L. RR. DOOR LOCK	-	-	-	-	-	-	1	1		T4B*
	31	90101-SX8-003	SCREW (3X16)	-	-	-	-	-	-	6	6		T4B*
B-54-20	16	72821-SH4-J00	SEAL, R. RR. DOOR HOLE (P.W.)	-	-	-	-	-	-	1	1	72821-SH4-000	T4B*
	20	72861-SH4-J00	SEAL, L. RR. DOOR HOLE (P.W.)	-	-	-	-	-	-	1	1	72821-SH4-000	T4B*

PARTS CATALOGUE NEWS

BOOKNo.: 18SX80E4

Block No.	Ref. No.	Part No.	Description	Reqd. QTY								Base Part No.	Parts catalogue code
				1996		1998		1999		2001			
				MT	AT	MT	AT	MT	AT	MT	AT		
B-60	13	80871-ST7-000	O-RING (5/8")	-	-	-	-	-	-	2	2	80871-ST7-000	



PARTS CATALOGUE NEWS

Honda Motor Co., Ltd. Service Division

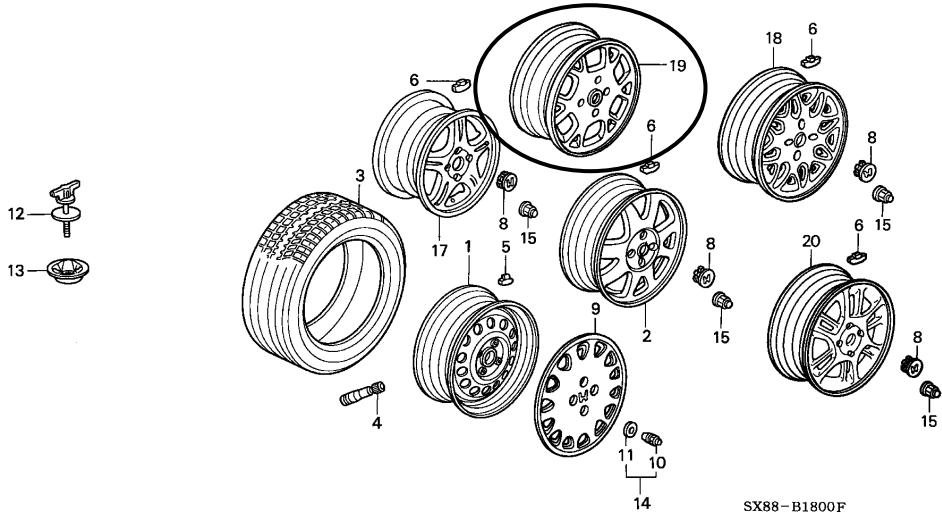
PARTS CATALOGUE - CORRECTED

Printed in Japan

CODE NO.	18SX80E4
PARTS CATALOGUE NEWS	CITY 3A2/3A3 [THAILAND] TYPE
NEWS NO.	013

Block No.	Ref. No.	Note	Part No.	Description	Reqd. QTY								Serial No.	Parts catalogue code
					1996	1998	1999	2001	MT	AT	MT	AT		

B-18 TIRE/WHEEL DISKS



B-18	17	T	42700-SX8-T30	DISK, ALUMINIUM WHEEL (14X5 1/2J)(ASAHI)	-	-	-	-	4	4	-	-	-----	-----	T11B,T11C,T11D
	19	D	42700-SX8-T40	DISK, ALUMINIUM WHEEL (14X5 1/2JJ)	-	-	-	-	-	-	4	4	-----	-----	T11B,T11C,T11D

NOTE A:PART NO.CHANGE D:NEWLY PROVIDED E:PART NO.DELETION K:REQUIRED NO.CORRECTION L:APPLICATION SERIAL NO.CORRECTION
T:APPLICATION CORRECTION Z:REMARKS CHANGE



PARTS CATALOGUE NEWS

Honda Motor Co., Ltd. Service Division

PARTS CATALOGUE - CORRECTED

Printed in Japan

CODE NO.	18SX80E4
PARTS CATALOGUE NEWS	CITY 3A2/3A3 [THAILAND] TYPE
NEWS NO.	014

Block No.	Ref. No.	Note	Part No.	Description	Reqd. QTY								Serial No.	Parts catalogue code	
					1996		1998		1999		2001				
					MT	AT	MT	AT	MT	AT	MT	AT			
ATM-8-31	30	K	95701-06020-08	BOLT, FLANGE, 6X20	-	-	-	-	-	5	-	5			
B-11	6	T	35108-SE3-003	HOLDER, COLUMN	-	-	-	-	1	-	1	-			
					-	-	-	-	-	1	-	1	-----	-----	T11B, T4B, T4B*, T8B, T8B*
B-13-10	26	T	95701-06016-08	BOLT, FLANGE, 6X16	1	1	1	1	1	1	-	-			
					-	-	-	-	-	-	1	1	-----	-----	T2A, T4B, T4B*, T8B, T8B*
		T	95701-06012-08	BOLT, FLANGE, 6X12	-	-	-	-	-	-	1	1	-----	-----	T11B, T11C, T11D
	27	T	95701-06045-08	BOLT, FLANGE, 6X45	2	2	2	2	2	2	-	-			
					-	-	-	-	-	-	2	2	-----	-----	T2A, T4B, T4B*, T8B, T8B*
	33	T	95701-06012-08	BOLT, FLANGE, 6X12	-	-	-	-	-	-	2	2	-----	-----	T11B, T11C, T11D
B-17-10	11	K	93901-24320	SCREW, TAPPING, 4X12	2	2	2	2	2	2	2	2			
B-60	13	K	80871-ST7-000	O-RING (5/8")	2	2	2	2	2	2	2	2			

NOTE A:PART NO.CHANGE D:NEWLY PROVIDED E:PART NO.DELETION K:REQUIRED NO.CORRECTION L:APPLICATION SERIAL NO.CORRECTION
T:APPLICATION CORRECTION Z:REMARKS CHANGE



PARTS CATALOGUE NEWS

Honda Motor Co., Ltd. Service Division

PARTS CATALOGUE - CORRECTED

Printed in Japan

CODE NO.	18SX80E4
PARTS CATALOGUE NEWS	CITY 3A2/3A3 [THAILAND] TYPE
NEWS NO.	015

Block No.	Ref. No.	Note	Part No.	Description	Reqd. QTY								Serial No.	Parts catalogue code	
					1996		1998		1999		2001				
					MT	AT	MT	AT	MT	AT	MT	AT			
M-5	13	T	91006-PL3-A03	BEARING, BALL, 25X52X15 (6205UC/25) (NTN)	1	-	1	-	-	-	-	-	-	-	-
		T	91006-PHR-003	BEARING, SPECIAL BALL, 6205 ..	-	-	-	-	1	-	1	-	-----	-----	T2A, T4B, T4B*, T8B, T8B*
B-44	2	T	89309-SX8-T01	JACK ASSY.	-	-	-	-	1	1	-	-			
		D	89309-SX8-T03	-	-	-	-	-	-	1	1			
	3	E	89310-S5H-T01	*PARTS NO. DELETION											
		D	89310-S5H-T03	JACK ASSY., PANTOGRAPH	-	-	-	-	-	-	1	1			

NOTE A:PART NO.CHANGE D:NEWLY PROVIDED E:PART NO.DELETION K:REQUIRED NO.CORRECTION L:APPLICATION SERIAL NO.CORRECTION
T:APPLICATION CORRECTION Z:REMARKS CHANGE



PARTS CATALOGUE NEWS

Honda Motor Co., Ltd. Service Division

PARTS CATALOGUE - CORRECTED

Printed in Japan

CODE NO.	18SX80E4
PARTS CATALOGUE NEWS	CITY 3A2/3A3 [THAILAND] TYPE
NEWS NO.	016

Block No.	Ref. No.	Note	Part No.	Description	Reqd. QTY								Serial No.	Parts catalogue code	
					1996		1998		1999		2001				
					MT	AT	MT	AT	MT	AT	MT	AT			
B-11	13	T	35251-S04-A81	BODY COMP., SWITCH (36MM)	-	-	1	1	-	-	-	-	-----	-----	T10D, T5C, T6D, T9C
		T	35251-S04-A82	-	-	-	-	-	1	-	1	-----	-----	T11C, T11D

NOTE A:PART NO.CHANGE D:NEWLY PROVIDED E:PART NO.DELETION K:REQUIRED NO.CORRECTION L:APPLICATION SERIAL NO.CORRECTION
T:APPLICATION CORRECTION Z:REMARKS CHANGE

July 21, 2002



PARTS CATALOGUE NEWS

Honda Motor Co., Ltd. Service Division

PARTS CATALOGUE - CORRECTED

Printed in Japan

CODE NO.	18SX80E4
PARTS CATALOGUE NEWS	CITY 3A2/3A3 [THAILAND] TYPE
NEWS NO.	017

Block No.	Ref. No.	Note	Part No.	Description	Reqd. QTY								Serial No.	Parts catalogue code
					1996		1998		1999		2001			
					MT	AT	MT	AT	MT	AT	MT	AT		
E-14	20	E	91214-PH1-013	*PARTS NO. DELETION										
		D	91214-PL1-003	OIL SEAL, 80X100X10(NOK)	-	-	-	-	-	-	1	1		

NOTE A:PART NO.CHANGE D:NEWLY PROVIDED E:PART NO.DELETION K:REQUIRED NO.CORRECTION L:APPLICATION SERIAL NO.CORRECTION
T:APPLICATION CORRECTION Z:REMARKS CHANGE



PARTS CATALOGUE NEWS

Honda Motor Co., Ltd. Service Division

PARTS CATALOGUE - CORRECTED

Printed in Japan

CODE NO.	18SX80E4
PARTS CATALOGUE NEWS	CITY 3A2/3A3 [THAILAND] TYPE
NEWS NO.	018

Block No.	Ref. No.	Note	Part No.	Description	Reqd. QTY								Serial No.	Parts catalogue code
					1996		1998		1999		2001			
					MT	AT	MT	AT	MT	AT	MT	AT		
B-42	1	T	17669-SX8-T00	LABEL, FUEL FILLER CAUTION (UNLEADED FUEL ONLY)	1	1	1	1	-	-	-	-		
		T	17669-SX8-T10	LABEL, FUEL FILLER CAUTION (91)	-	-	-	-	1	1	1	1		

NOTE A:PART NO.CHANGE D:NEWLY PROVIDED E:PART NO.DELETION K:REQUIRED NO.CORRECTION L:APPLICATION SERIAL NO.CORRECTION
T:APPLICATION CORRECTION Z:REMARKS CHANGE



PARTS CATALOGUE NEWS

Honda Motor Co., Ltd. Service Division

PARTS CATALOGUE - CORRECTED

Printed in Japan

CODE NO.	18SX80E4
PARTS CATALOGUE NEWS	CITY 3A2/3A3 [THAILAND] TYPE
NEWS NO.	019

Block No.	Ref. No.	Note	Part No.	Description	Reqd. QTY								Serial No.	Parts catalogue code
					1996		1998		1999		2001			
					MT	AT	MT	AT	MT	AT	MT	AT		
E-13	14	T	90042-PR3-000	BOLT, STUD, 6X28	6	6	6	6	-	-	6	6		
ATM-5	26	L	91031-PC9-003	BEARING, THRUST NEEDLE, 39X54X2 (NTN)	-	1	-	1	-	1	-	-		
					-	-	-	-	-	-	-	1	----- 6122185	T11B, T11C, T11D, T4B, T8B
		T	91031-PTD-901	-	-	-	-	-	-	-	1	-----	T4B*, T8B*
					-	-	-	-	-	-	-	1	6122186	T11B, T11C, T11D, T4B, T8B
ATM-6	19	L	91014-PA9-003	BEARING, THRUST NEEDLE, 35X52X2	-	1	-	1	-	1	-	-		
					-	-	-	-	-	-	-	1	----- 6122185	T11B, T11C, T11D, T4B, T8B
		T	91014-PTD-901	-	-	-	-	-	-	-	1	-----	T4B*, T8B*
					-	-	-	-	-	-	-	1	6122186	T11B, T11C, T11D, T4B, T8B
	23	L	91031-PC9-003	BEARING, THRUST NEEDLE, 39X54X2 (NTN)	-	1	-	1	-	1	-	-		
					-	-	-	-	-	-	-	1	----- 6122185	T11B, T11C, T11D, T4B, T8B
		T	91031-PTD-901	-	-	-	-	-	-	-	1	-----	T4B*, T8B*
					-	-	-	-	-	-	-	1	6122186	T11B, T11C, T11D, T4B, T8B

NOTE A:PART NO.CHANGE D:NEWLY PROVIDED E:PART NO.DELETION K:REQUIRED NO.CORRECTION L:APPLICATION SERIAL NO.CORRECTION
T:APPLICATION CORRECTION Z:REMARKS CHANGE



PARTS CATALOGUE NEWS

Honda Motor Co., Ltd. Service Division

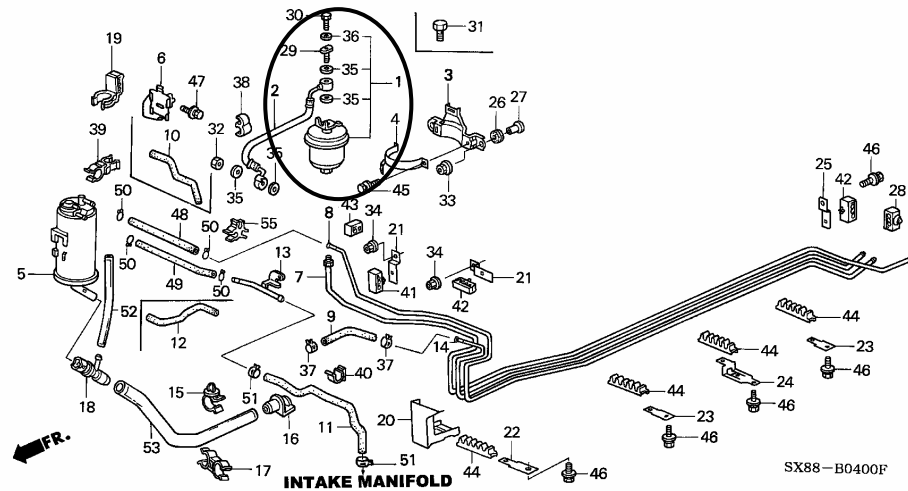
PARTS CATALOGUE - CORRECTED

Printed in Japan

CODE NO.	18SX80E4
PARTS CATALOGUE TITLE	CITY 3A2/3A3 [THAILAND] TYPE
NEWS NO.	020

Block No.	Ref. No.	Note	Part No.	Description	Reqd. QTY								Serial No.	Parts catalogue code
					1996		1998		1999		2001			
					MT	AT	MT	AT	MT	AT	MT	AT		

B-4 FUEL PIPE



B-4 54 E 90430-PD6-003 *PARTS NO. DELETION

NOTE A:PART NO.CHANGE D:NEWLY PROVIDED E:PART NO.DELETION K:REQUIRED NO.CORRECTION L:APPLICATION SERIAL NO.CORRECTION
T:APPLICATION CORRECTION Z:REMARKS CHANGE